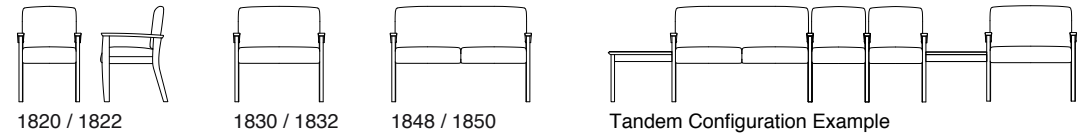


**PRODUCT STYLES**

**Guest Seating** (Available In Wood & Urethane Arms)


Guest Seating & Connecting Tables Can Be Ganged To Create Multiple Tandem Configurations.



\*See Online Price List For All Tandem Guest & Table Model Numbers.

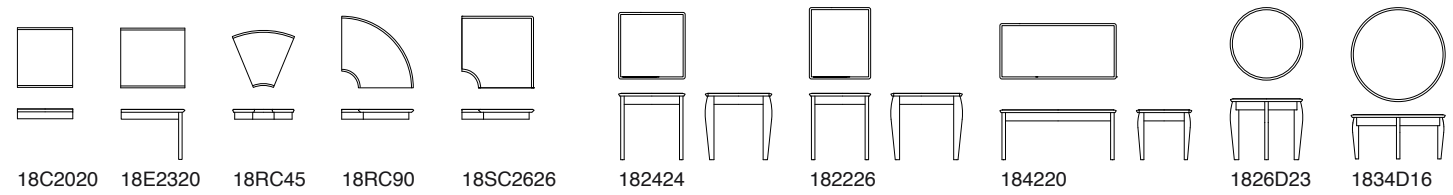
**Patient Chairs / Gliders** (Available In Wood & Urethane Arms)

**Ottomans / Foot Stools**



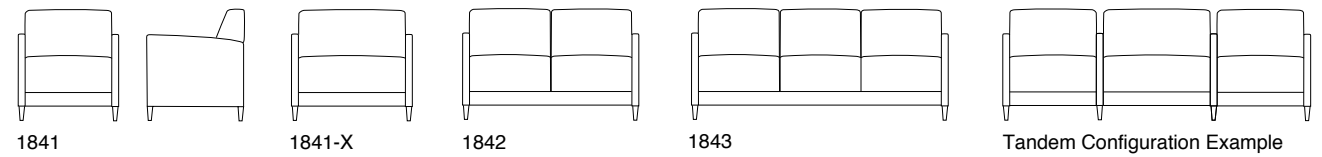
**Tandem Tables**

**Freestanding Tables**



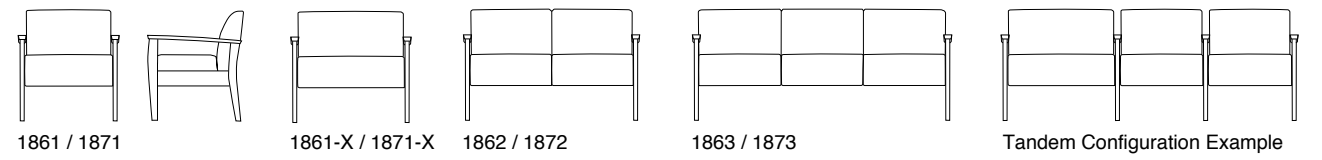
**Upholstered Arms** (Available Options Include Solid Wood / Urethane Arm Caps, Casters, Power / Data Modules, Tablet Arm, and Aluminum Legs)

**Seating Unit**



\*See Online Price List For All Tandem Guest & Table Model Numbers.

**Wood Cap Arms / Urethane Cap Arms** (Available Options Include Closed Arm Panels)



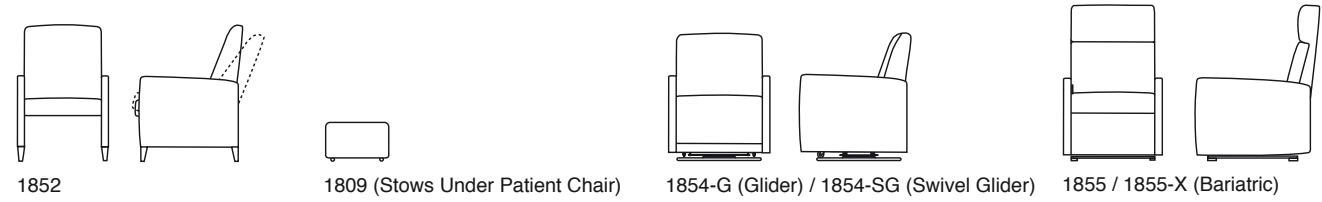
\*See Online Price List For All Tandem Guest & Table Model Numbers.

**Asynchronous/Patient Chair**

**Ottoman On Casters**

**Lounge Glider**

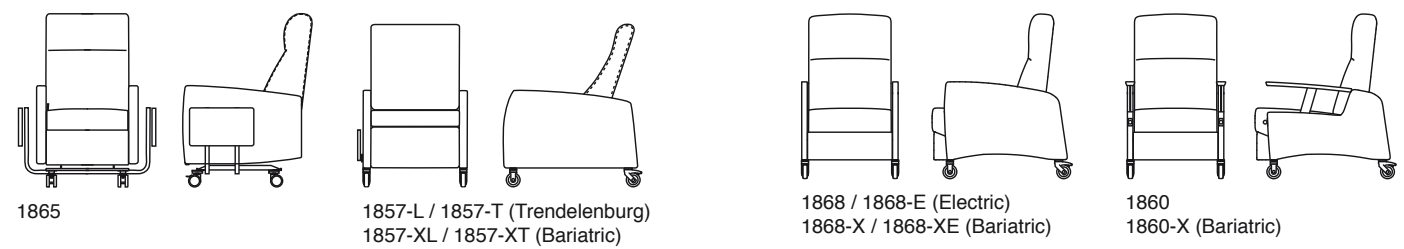
**Wallsaver Recliner**



**Infusion Wallsaver Recliner**

**Layflat & Trendelenburg Medical Recliner**

**Weight Activated Medical Recliner**



The Facelift Evolve Guest, Tandem, and Lounge Seating, incorporates a fully exposed wood or urethane arm and wallsaver feature. Trinity's ever expanding Facelift Collection features Velcro attached upholstery, antimicrobial moisture barrier and easily replaced components. Everything is renewable, including the legs, cushions, and suspension system. Facelift Evolve's renewable seating includes lounge chairs and sofas, guest and tandem seating, tables and a full line of healthcare items. Made in the USA with a lifetime warranty.



**T R I N I T Y**

6089 Kennedy Road, Trinity, NC 27370  
 T 336.472.6660 | F 336.475.0037  
 www.trinityfurniture.com

FRONT COVER:  
 Facelift Evolve Guest Seating: 1822, 1832



Facelift Evolve

T R I N I T Y





OPEN ARM LOUNGE | TANDEM | TABLES

Lounge seating that is sophisticated, yet practical; elegant, yet functional; all evolved from a common sense approach to seating. And defining this beautifully simple idea is a marriage of select hardwoods and a rigid steel understructure yielding a hybrid construction for seating of uncompromising value and service. Arm choices include exposed solid wood or rigid urethane, coupled with a generous seating surface to provide uncompromising comfort.

Facelift Evolve Open Arm Lounge: 1871 / 1872  
Tandem Grouping: 1871-C, 1874 | Tables: 1826D22-L, 1834D16-L



1861



Standard w/  
Removable Covers



1872



Tandem Grouping: 1861-C, 1864



1826D22-L



1834D16-L





 **SummitHealth**  
"Living Life Well, In Body & Mind"

**2nd Floor**  
↑ Pre-Op Area  
↑ Outpatient Laboratory  
↑ X-Ray/Imaging  
↑ Cardiology  
↑ Ambulatory Care Center  
↑ Adult's Surgical Reception

### FULLY UPHOLSTERED LOUNGE | TANDEM | TABLES

With a contemporary and highly adaptable design, Evolve Lounge seating elegantly balances the essentials of style, comfort and common sense design. Appropriately proportioned and expertly crafted, Evolve is ideally suited for the demanding high-performance healthcare and institutional environments. The collection includes a full complement of individual or tandem seating and table configurations ingeniously engineered as part of the Facelift family of sustainable products.

Facelift Evolve Fully Upholstered Lounge / Tandem: 1842  
Tandem Grouping: 1841-C, 1844 | Tandem Grouping: 1841-C, 1844-XC, 1844  
Facelift Evolve Tables: 1826D22-L, 182424-L, 184220-L





GUEST TANDEM | TABLES

The Evolve guest & tandem wall-saver model seating and tables perfectly complements its lounge counterpart and is well-suited for any interior. With a small footprint and highly adaptable design, Evolve guest and tandem seating provides a broad selection of seating solutions for a consistent visual experience throughout any facility.

Facelift Evolve Guest / Tandem / Tables Configuration  
 Facelift Evolve Fully Upholstered Lounge Grouping: 1841  
 Facelift Polliwogs Tables: 1544-30T



Tandem Grouping: 1820-T, 18E2320-L



Tandem Grouping: 1820-C, 1821-T, 18RC45-L, 1830-LT



Tandem Grouping: 1822-C, 1823-T, 18RC90-L, 1832-LT



Tandem Grouping: 1820-C, 1821





## GUEST SEATING

The Facelift Evolve Guest, Tandem Seating, and tables perfectly complement its lounge counterpart and is well suited for any interior. Each chair is designed as a wall saver model, keeping the chair backs from touching the wall. Arm choices include exposed solid wood, rigid urethane and polyester arm caps which are married to a variety of seating widths to provide uncompromising comfort. Trinity's ever expanding Facelift Collection features Velcro attached upholstery, antimicrobial moisture barrier and easily replaced components. Everything is renewable, including the wall saver legs, cushions, and suspension system. Engineered as part of the Facelift family of sustainable products, Evolve models are backed with a Lifetime Warranty to assure uncommonly lasting value.



1820

Standard w/  
Removable Covers



1832



1852



FULLY UPHOLSTERED  
GUEST | TANDEM | TABLES

The fully upholstered arm model perfectly complement its guest and tandem wall-saver counterpart, and is well suited for rugged use applications. The molded polyester base is designed to prevent the chair backs from damaging wall surfaces. All standard arm choices are available. Seat and back Velcro attached upholstery is protected with antimicrobial moisture barrier to provide uncompromising hygiene and longevity. All seating units are wall-saver models and can be engineered to satisfy behavior health requirements.



1880

1882



Tandem Grouping: 1880-C, 1883-C, 1881



1884



Tandem Grouping: 1880-T, 18C2020-L, 1880-LT







## PATIENT CHAIRS | GLIDERS

Evolve's patient chair, gliding lounge, rocking, and hip chair round out the family of healthcare seating. All are designed to provide sensible solutions for the highest level of patient and visitor care and comfort. Some models may be accompanied with a nesting ottoman or optional adjustable headrest.



1825



1854-SG



1820-H



1852 / 1809





**MEDICAL RECLINERS**

The Evolve medical recliners have been engineered to withstand the rigors of the modern healthcare environment, blending extreme comfort with reliability and function. It comes with all the necessary options required by caregivers to serve their patients with the best available care. Medical Recliner models include layflat and weight activated styles. All models, including bariatric, are capable of supporting 500 lbs.

Facelift Evolve Weight Activated Medical Recliner: 1860  
Steel Side Chair / Rounded Arm - Polyester Arm Caps: 350-B



1857



1857 Extended Footrest



1857 Full Recline



1858



1860



1860 Extended Footrest





## WALLSAVER RECLINERS

Facelift Evolve offers two wall-saver recliner models, including our new Infusion Wall-saver Recliner and our standard version. With healthcare environments shrinking, the ability to place our recliners in very close proximity to the wall can save valuable floor space. The robust recline release lever is conveniently located on the inside of the arm to relieve issues of breakage and snagging tubes and cables. Both models can be optioned with Electric recline, or heat and massage.



1865



1865 Extended Footrest



1865 Full Recline



1855



1855 Extended Footrest



1855 Full Recline





**SLEEPOVER | BACK-FLIP SOFA**

Designed for interiors where space is limited, the Sleepover requires zero wall clearance allowing it to be placed flush against the wall. The supremely simple and elegant Sleepover lounge seating pays meticulous attention to detail and quality construction. Offering generous comfortable support in every position, the Sleepover easily glides from being fully upright into a completely flat full length sleep surface.

Our sensible Sleepover Back-Flip Sofa is both beautiful and functional. Just fold down the back cushion and it transforms into a generous sleeping surface. Both models feature an antimicrobial moisture barrier and Velcro attached removable covers.

Evolve Back-Flip Sleeper Sofa: 1847  
 \*Optional Casters & Power / Data Module



1845 Closed Position



1845 Chaise Position



1845 Sleeper Position



1847 Sitting Position



1847 Transition



1847 Sleeper Position