

# T R I N I T Y

---

## SEATING & TABLES

PRICE LIST • JANUARY 1, 2017

**MODIFIED: MAY 1, 2018**

Corporate  
Healthcare  
Judicial  
Collegiate

<b>Date:</b>	<b>Page:</b>	<b>Modification:</b>	<b>Description:</b>
1-12-18	Page 1	Addition	Added New Collections / Included Item #'s / Adj. Page #'s

---

---

Table Of Contents.....	1
Conditions Of Sale.....	2
General Information.....	3
Order Information .....	4-8
GSA Multiple Award Contract Guidelines .....	9
Radcliffe Square ( <i>Item #: 251 - 299; 2516D18 - 254818</i> ).....	10-22
Cilo ( <i>Item #: 301 - 306</i> ) .....	23-29
Swerve ( <i>Item #: 341 - 343</i> ).....	30-32
Zee ( <i>Item #: 350 - 355</i> ) .....	33-37
Steel ( <i>Item #: 360 - 365</i> ) .....	38-43
Edge ( <i>Item #: 371 - 384; 322D23 - 336D16</i> ).....	44-50
Traditional ( <i>Item #: 400 - 495</i> ).....	51-69
Conrad ( <i>Item #: 500 - 577</i> ).....	70-86
Classic ( <i>Item #: 700 - 772; 7020 - 7048</i> ).....	87-101
Langton ( <i>Item #: 811 - 826</i> ).....	102-109
Luci Guci ( <i>Item #: 827 - 859</i> ).....	110-124
Quads ( <i>Item #: 861 - 896</i> ) .....	125-137
Facelift General Information .....	138-139
Facelift Replay ( <i>Item #: 1501 - 1535</i> ) .....	140-148
Facelift Replay Healthcare Motion ( <i>Item #: 1504 - 1513</i> ).....	149-160
Facelift Fair & Square ( <i>Item #: 1550 - 1564</i> ) .....	161-168
Facelift Serpentine ( <i>Item #: 1571 - 1595; 152230 - 15180DG16</i> ).....	169-184
Facelift Tuxedo ( <i>Item #: 1603</i> ).....	185-188
Facelift Twist ( <i>Item #: 1620 - 1651; 16SC2626 - 16E2320</i> ).....	189-205
Facelift <sup>1</sup> Prime Lounge ( <i>Item #: 1701 - 1713</i> ) .....	206-212
Facelift <sup>1</sup> Prime Guest / Tandem / Benches / Tables ( <i>Item #: 1720 - 1773; 1716D23 - 1722DC</i> ).....	213-223
Facelift <sup>2</sup> Revival Lounge / Benches ( <i>Item #: 1801 - 1819</i> ).....	224-229
Facelift <sup>2</sup> Revival Healthcare Motion ( <i>Item #: 1804 - 1813</i> ).....	230-240
Facelift <sup>3</sup> Evolve Guest / Tandem / Tables ( <i>Item #: 1820 - 1851; 18C2020 - 1834D16</i> ).....	241-263
Facelift <sup>3</sup> Evolve Healthcare Motion ( <i>Item #: 1820-H - 1857</i> ) .....	264-278
Facelift <sup>3</sup> Evolve Healthcare Motion (Weight-Activated Medical Recliners) ( <i>Item #: 1858 - 1860</i> ).....	279-295
Facelift <sup>3</sup> Evolve Lounge / Tandem ( <i>Item #: 1841 - 1874</i> ).....	296-309

**PRICES**

ALL PRICES ARE LIST, F.O.B. ORIGIN AT OUR PLANT IN TRINITY, NC. WE HAVE THE RIGHT TO CHANGE PRICES AND SPECIFICATIONS WITHOUT NOTICE. PRICES INCLUDE COMPLETE BOXING.

**TERMS**

TERMS ARE NET 30 FOR OPEN ACCOUNTS. AFTER 30 DAYS, A 1.5% PER MONTH OVERDUE SURCHARGE IS ADDED AND STRICTLY ENFORCED. NORMAL COLLECTION COSTS AND ATTORNEY'S FEES WILL BE THE RESPONSIBILITY OF DELINQUENT ACCOUNTS.

**CREDIT**

TRINITY FURNITURE, PO BOX 150, TRINITY, NC 27370 336-472-6660

CUSTOMERS WITH A SATISFACTORY CREDIT RATING WITH A RECOGNIZED CREDIT AGENCY MAY OPEN AN ACCOUNT. CUSTOMERS WITHOUT SUCH RATING MAY SUBMIT BANK AND TRADE REFERENCES TO OUR FACTORY FOR CREDIT APPROVAL. PLEASE ALLOW EXTRA TIME FOR CREDIT PROCESSING. FOR THOSE WITHOUT SATISFACTORY CREDIT WANTING TO ESTABLISH AN ACCOUNT, TRINITY FURNITURE WILL PROCESS ORDERS WITH RECEIPT OF A 50% DEPOSIT, WITH THE BALANCE REQUIRED BEFORE SHIPMENT.

**ORDERS**

ORDERS ARE NOT CONSIDERED ACCEPTED UNTIL OUR RESPONSE WITH AN ACKNOWLEDGEMENT. PLEASE CHECK ALL FACTORY ACKNOWLEDGEMENTS TO CONFIRM YOUR ORIGINAL ORDER. ONCE AN ORDER IS ACKNOWLEDGED TO YOU, THE FACTORY WILL BE RESPONSIBLE FOR SHIPPING EXACTLY THE ITEMS AT THE PRICES ACKNOWLEDGED. CHANGES REQUESTED ON ACKNOWLEDGED ORDERS WILL BE CONSIDERED AND MADE ONLY IF POSSIBLE. NO ADJUSTMENTS CAN BE MADE TO AN ORDER ONCE IT IS PLACED INTO PRODUCTION WITHOUT PENALTY, SEE "CANCELLATIONS" BELOW. WE DO NOT ACKNOWLEDGE AN ORDER WITH SHIP DATE, UNTIL IT IS A COMPLETE ORDER, AND ABLE TO BE PUT INTO PRODUCTION.

**CANCELLATIONS**

CANCELLATIONS CANNOT BE ACCEPTED AFTER ORDERS ARE IN THE PROCESS OF PRODUCTION AND THE ORDER MUST BE SHIPPED UPON COMPLETION. IF YOU INSIST UPON A CANCELLATION, WE WILL BILL YOU FOR THE PORTION OF THE WORK THAT HAS BEEN DONE ON THE ORDER PLUS A 25% RESTOCKING/ADMINISTRATION CHARGE

**STORAGE**

IF A CUSTOMER IS UNABLE TO RECEIVE, OR IN THE CASE OF C.B.D. ORDERS FOR WHICH PAYMENT HAS NOT BEEN RECEIVED, FURNITURE WILL BE INVOICED AND WAREHOUSING / STORAGE CHARGES WILL BE INCURRED. ALL OTHER COSTS ASSOCIATED WITH STORAGE, INCLUDING TRANSPORTATION AND LABOR, WILL BE CHARGED TO THE CUSTOMER. THE CUSTOMER WILL BEAR ALL THE RISKS OF DAMAGE OR LOSS DURING STORAGE OF THE MERCHANDISE.

**SHIPPING**

TRINITY WILL SHIP IN ACCORDANCE WITH THE CUSTOMER INSTRUCTIONS WHENEVER POSSIBLE. WE WILL EXERCISE OUR BEST JUDGEMENT IN SELECTING AN APPROPRIATE CARRIER WHENEVER ONE HAS NOT BEEN SPECIFIED BY THE CUSTOMER. A GUARANTEED FREIGHT PROGRAM IS AVAILABLE AND DESCRIBED ON PAGE 3.

**DAMAGES / CLAIMS**

TRINITY IS NOT RESPONSIBLE FOR DAMAGE IN TRANSIT OR STORAGE. THE CONSIGNEE MUST INSPECT THE MERCHANDISE UPON RECEIPT AND NOTE ANY OBVIOUS DAMAGE ON CARRIER'S DELIVERY RECEIPT. DAMAGE WHICH BECOMES APPARENT WHEN THE MERCHANDISE IS UNPACKED, "CONCEALED DAMAGE," SHOULD BE REPORTED TO TRINITY WITHIN TWO (2) DAYS OF RECEIPT OF GOODS. FAILURE TO MAKE SUCH CLAIMS SHALL CONSTITUTE FULL ACCEPTANCE OF THE MERCHANDISE. NO CREDIT, REPAIRS OR ALLOWANCES WILL BE APPROVED WITHOUT OUR WRITTEN AUTHORITY TO DO SO.

**VISIBLE OR CONCEALED DAMAGE PROTOCOL:**

1. OPEN ALL CARTONS IN DRIVER'S PRESENCE.
2. IF DAMAGE IS APPARENT, TAKE DIGITAL PICTURES OF CARTON AND FURNITURE UPON DELIVERY TO DOCK.
3. NOTE ANY DAMAGE TO THE GOODS ON THE CARRIER'S FREIGHT BILL AS NUMBER OF PIECES DAMAGED.
4. DO NOT THROW PACKAGING AWAY OR MOVE THE FURNITURE TO A DIFFERENT LOCATION.
5. DAMAGE CLAIMS DO NOT COVER DELIVERY TO NON-DOCK LOCATIONS, CLAIMS MADE AFTER THE FURNITURE HAS BEEN INSTALLED AND/ OR REMOVED FROM THE ORIGINAL DELIVERY LOCATION OR CARTON AND PACKAGING HAS BEEN REMOVED.
6. IF DAMAGE IS APPARENT AFTER THE ALLOTTED TIME, COST OF THE REPAIR OR REPLACEMENT WILL NOT BE TRINITY'S RESPONSIBILITY.



**CONSTRUCTION**

OUR FURNITURE IS DESIGNED, ENGINEERED AND MANUFACTURED TO ACCEPT THE USE OF HIGH DENSITY PUBLIC INSTALLATIONS. WOOD FRAMES ARE CONSTRUCTED OF ONLY KILN DRIED SELECT HARDWOODS AND REINFORCED PLYWOOD MEMBERS WHICH UTILIZE DOUBLE DOWEL AND CORNER BLOCK JOINERY. SPRINGING SYSTEMS HAVE BEEN INDIVIDUALLY DESIGNED FOR EACH FURNITURE STYLE AND REPRESENT THE LATEST IN INDUSTRY TECHNOLOGY OF SHEET WEBBING, SINUOUS WIRE, OR HAND-TIED COILED SPRING CONSTRUCTION. EXPOSED WOOD FINISHED FRAME PARTS ARE SPRAYED WITH SAFE-T-GUARD® CATALYZED ACRYLIC LACQUER NOTED FOR ITS ANTIMICROBIAL FACTOR AND RESISTANCE TO NORMAL WEAR AND ITS ABILITY TO BE REFINISHED IF DAMAGED. GENERALLY, SOLID CHERRY OR MAPLE IS USED FOR ALL EXPOSED WOOD COMPONENTS. REFER TO SPECIFICATIONS FOR ANY EXCEPTIONS. **OUR FRAMES GO THROUGH OUR ON SITE TESTING LAB VERIFYING GSA HEAVY DUTY RATINGS.** EXACT CONSTRUCTION SPECIFICATIONS ARE AVAILABLE UPON REQUEST.

**NOTICE:**

1. THE FOLLOWING GUEST / SIDE CHAIRS ARE STANDARD WITH WALLSAVER LEGS: EDGE, EVOLVE, REPLAY, STEEL, AND ZEE
2. ALL SEATING AND TABLES ARE STANDARD WITH NAIL-IN OR ADJUSTABLE GLIDES.
3. ALL SEATING IS RATED FOR 350 LBS. UNLESS THEY ARE BARIATRIC, IN WHICH THEY WILL HAVE A MINIMUM OF 500 LB. TO 1000 LB. RATING.

**FLAMMABILITY**

UNLESS OTHERWISE SPECIFIED, FOAM USED IN ALL TRINITY FURNITURE INCORPORATED SEATING PRODUCTS COMPLIES WITH CALIFORNIA TECHNICAL BULLETIN 117-2013. PLEASE CONTACT CUSTOMER SUPPORT FOR PRICING IF COMPLIANCE OR CERTIFICATION IS REQUIRED FOR THE OTHER FIRE CODES. INCLUDING:

**BOSTON FIRE CODE****CALIFORNIA TECHNICAL BULLETIN 133****NEW YORK PORT AUTHORITY****SPECIFICATIONS**

ALL ITEMS ARE PRODUCED TO PRICE LIST SPECIFICATIONS. WE RESERVE THE RIGHT TO MAKE MODIFICATIONS AND IMPROVEMENTS WITHOUT PRIOR NOTICE. ALL DIMENSIONS SHOWN ARE APPROXIMATE AND MAY VARY DUE TO COVER BEING USED.

**WARRANTY**

TRINITY FURNITURE INCORPORATED WARRANTS ALL NON-FACELIFT PRODUCTS FOR TEN (10) YEARS AGAINST MANUFACTURING AND FACTORY DEFECTS, EXCLUDING COVERING MATERIALS, UNDER NORMAL SINGLE SHIFT SERVICE FOR ORIGINAL PURCHASER. DURING THIS PERIOD TRINITY FURNITURE, AT OUR OPTION, WILL REPLACE, REPAIR, OR RETURN THE PURCHASE PRICE OF ANY MERCHANDISE THAT, UPON OUR INSPECTION, IS DEEMED TO BE DEFECTIVE. THIS CONSTITUTES THE SOLE AND EXCLUSIVE REMEDY TO THE CUSTOMER. DAMAGES RESULTING FROM FREIGHT, CLAIMED OR UNCLAIMED, FROM ACCIDENT, ALTERATION, TAMPERING, MISUSE, NEGLIGENCE OR ABUSE VOIDS THIS WARRANTY. IN THE EVENT ANY PRODUCT HAS TO BE RETURNED TO THE FACTORY FOR VERIFICATION OF A COMPLAINT, IT MUST BE SHIPPED PREPAID AND INCLUDE WRITTEN INFORMATION CONTAINING THE NAME OF THE ORIGINAL PURCHASER, ORIGINAL INVOICE NUMBER, AND A COPY OF THE ORIGINAL PURCHASE ORDER MUST BE PROVIDED. BECAUSE OF NATURAL VARIATIONS ON MATERIALS OVER WHICH TRINITY FURNITURE INC. HAS NO CONTROL. THIS WARRANTY DOES NOT EXTEND TO COLOR, GRAIN OR TEXTURE OF WOOD, LEATHER OR UPHOLSTERY COVER. THIS WARRANTY IS APPLICABLE ONLY TO THOSE PARTS ACTUALLY MANUFACTURED BY TRINITY FURNITURE INCORPORATED. FOR PURCHASED COMPONENT PARTS, WE WILL APPLY EXACTLY THE SAME WARRANTY THAT IS EXTENDED TO US BY OUR SUPPLIER. TRINITY FURNITURE INCORPORATED SHALL NOT BE LIABLE FOR CONSEQUENTIAL OR INCIDENTAL DAMAGES ARISING FROM ANY PRODUCT DEFECT.

**MADE IN AMERICA**

ALL FURNITURE IS PROUDLY MADE IN THE UNITED STATES OF AMERICA.

**ENVIRONMENTAL SUSTAINABILITY****ALL TRINITY FURNITURE PRODUCTS HAVE LEVEL 1 CERTIFICATION**

THE BUSINESS INSTITUTIONAL FURNITURE MANUFACTURERS ASSOCIATES (BIFMA) LEVEL STANDARD IS TO PROVIDE MEASURABLE MARKET-BASED DEFINITIONS OF PROGRESSIVELY MORE SUSTAINABLE FURNITURE BY ESTABLISHING PERFORMANCE CRITERIA THAT ADDRESS ENVIRONMENTAL AND SOCIAL ASPECTS THROUGHOUT THE SUPPLY CHAIN.

THIS STANDARD PROVIDES A PATHWAY TOWARDS SUSTAINABILITY BY ESTABLISHING MEASURABLE CRITERIA FOR MULTIPLE LEVELS OF ACHIEVEMENT AND/OR PERFORMANCE. IT ADDRESSES PRODUCT BASED CHARACTERISTICS IN THE GENERAL AREA OF MATERIALS, USE OF ENERGY, HUMAN AND ECOSYSTEM HEALTH, AND SOCIAL RESPONSIBILITY IMPACTS.



## ORDERS

ORDERS MUST BE CONFIRMED IN WRITING, EITHER BY MAIL, E-MAIL OR FAX, TO OUR CORPORATE HEADQUARTERS:

**TRINITY FURNITURE INCORPORATED**

ATTN: ORDER ENTRY

6089 KENNEDY ROAD

P.O. BOX 150

TRINITY, NC 27370

336-472-6660 - TOLL FREE 855-311-6660

336-475-0037, FAX

sales@trinityfurniture.com

## FREIGHT PROGRAM

ORDERS MUST BE CONFIRMED IN WRITING, EITHER BY MAIL, E-MAIL OR FAX, TO OUR CORPORATE HEADQUARTERS:

**TRINITY FURNITURE INCORPORATED**

ATTN: ORDER ENTRY

6089 KENNEDY ROAD

P.O. BOX 150

TRINITY, NC 27370

336-472-6660 - TOLL FREE 855-311-6660

336-475-0037, FAX

sales@trinityfurniture.com

GUARANTEED FREIGHT DOES NOT INCLUDE ACCESSORIAL CHARGES. CUSTOMER SHALL BE RESPONSIBLE FOR THE PAYMENT OF ALL ACCESSORIAL FEES SUCH AS, BUT NOT LIMITED TO:

1. A NEED FOR SPECIAL DELIVERY EQUIPMENT, INCLUDING LIFT GATES.
2. INSIDE DELIVERY.
3. THE ABSENCE OF A LOADING DOCK.
4. REDIRECTION OR RECONSIGNMENT OF PRODUCT.
5. DETENTION CHARGES.
6. STREET UNLOADS.
7. IMPROPER REFUSAL OF PRODUCT.
8. CALL BEFORE DELIVER, APPOINTMENT.

### HOW TO CALCULATE FREIGHT CHARGES:

Total shipment weight x Freight charge (per weight)

#### Example 1:

150 lbs. to NC:  $(\$0.53 \times 150 \text{ lbs.}) = \$79.50$

(using dollars per pound)

Minimum freight charge to NC = \$120.00

\$120.00 charged for shipment

#### Example 2:

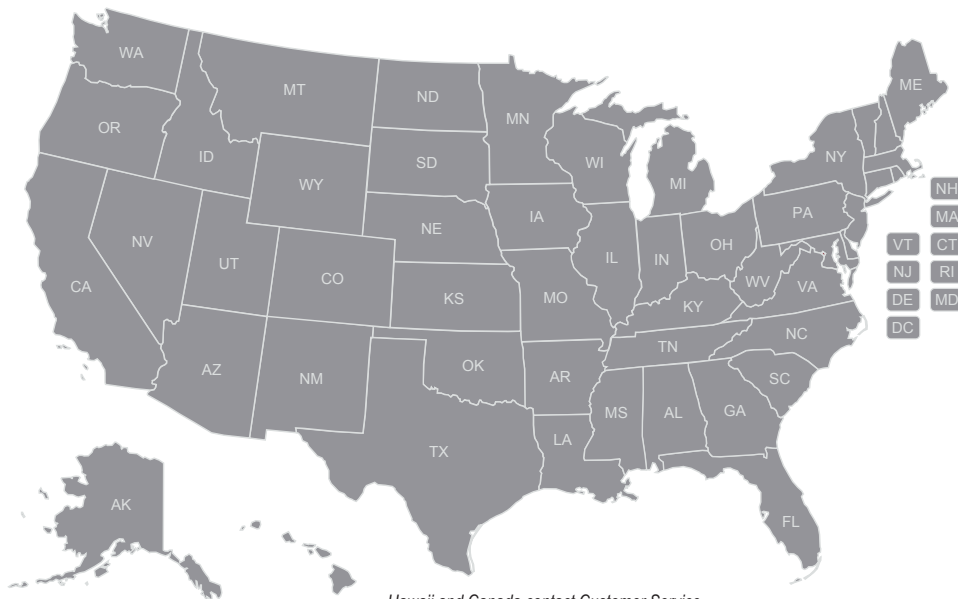
300 lbs. to FL:  $(\$1.10 \times 300 \text{ lbs.}) = \$330.00$

(using dollars per pound)

Minimum freight charge to FL = \$445.00

\$330.00 charged for shipment

***\*Click On Map Below To View Freight Charges Per State\****



Hawaii and Canada contact Customer Service.

## WOOD FINISHES

ALL STANDARD WOOD FINISHES ARE ON SELECTED HARDWOOD. ALL WOOD SAMPLES ARE ON CHERRY WOOD. SAFE-T-GUARD® ANTIMICROBIAL ADDITIVE FINISH IS THE STANDARD TOP COAT.

FINISH: <b>FUSION MAPLE</b>	FINISH: <b>WILD CHERRY</b>
LAMINATE: WILSONART	LAMINATE: FORMICA®
FINISH: <b>BILTMORE CHERRY</b>	FINISH: <b>WILLIAMSBURG CHERRY</b>
LAMINATE: WILSONART	LAMINATE: WILSONART
FINISH: <b>HAMPTON WALNUT</b>	FINISH: <b>BRIGHTON WALNUT</b>
LAMINATE: WILSONART	LAMINATE: WILSONART
FINISH: <b>COCOBALA WALNUT</b>	FINISH: <b>ACAJOU MAHOGANY</b>
LAMINATE: WILSONART	LAMINATE: FORMICA®
FINISH: <b>EMPIRE MAHOGANY</b>	FINISH: <b>EBONY</b>
LAMINATE: WILSONART	LAMINATE: WILSONART

CUSTOM WOOD FINISHES ARE AVAILABLE.

## CUSTOM WOOD FINISH

FOR ALL SEATING – UPCHARGE OF 5% OF THE COM LIST PRICE.

FOR ALL TABLES – UPCHARGE OF 10% OF THE PRICE.

MINIMUM OF \$100 LIST, AND A MAXIMUM \$800 LIST, PER FINISH COLOR, APPLIES PER ORDER.

THIS WILL APPLY TO ANY NON-STANDARD TRINITY FURNITURE WOOD FINISH. A 3" X 3" FINISH SAMPLE MUST BE SUBMITTED WITH YOUR ORDER. TRINITY WILL MAKE EVERY ATTEMPT TO DUPLICATE YOUR FINISH, BUT BECAUSE OF THE NATURAL AND VARIED CHARACTERISTICS OF WOOD, SLIGHT VARIATIONS WILL OCCUR. IF A STRIKE-OFF IS REQUESTED, THE ORDER WILL BE HELD FROM PRODUCTION UNTIL THE CUSTOM/SPECIAL FINISH APPROVAL HAS BEEN RECEIVED IN WRITING AT THE FACTORY. AT THAT TIME, YOU WILL BE NOTIFIED OF THE SHIP/PRODUCTION DATE.

## GENERAL UPHOLSTERY INFORMATION

**SEAMING** WE RESERVE THE RIGHT TO SEAM PATTERNS IF NECESSARY. OUR UPHOLSTERY PATTERNS ARE BASED ON RAILROADED FABRIC. IF UPHOLSTERY, EITHER TRINITY FABRIC OR COM, IS TO BE APPLIED 'UP THE GOODS', SEAMS MAY BE REQUIRED. IF USING TRINITY LEATHER OR COL, SOME LARGER PATTERN PIECES MAY NEED TO BE SEAMED.

## PILLOWS

		<i>Overall: 18"w 5"d 18"h</i>			<i>COM: 1 yd.</i>			<i>COL: 18 sq.ft.</i>							
		<i>Overall: 22"w 5"d 12"h</i>			<i>COM: 1 yd.</i>			<i>COL: 18 sq.ft.</i>							
		COM	COL	1	2	3	4	5	6	7	8	9	10	L1	L2
<b>18" X 18" PILLOW</b>	<b>TP1818</b>	106	113	153	177	201	225	248	272	296	320	343	367	391	473
		<i>Feather Down Fill / Down Proof Ticking / Welting Around Parimeter Of Cushion</i>													
<b>12" X 22" PILLOW</b>	<b>TP1222</b>	67	75	115	138	162	186	210	233	257	281	305	328	353	438
		<i>Polyester Fill Only / Welting Around Parimeter Of Cushion</i>													



Finish: Fusion Maple  
Laminate: Wilsonart




Finish: Wild Cherry  
Laminate: Formica®




Finish: Biltmore Cherry  
Laminate: Wilsonart




Finish: Williamsburg Cherry  
Laminate: Wilsonart




Finish: Hampton Walnut  
Laminate: Wilsonart




Finish: Brighton Walnut  
Laminate: Wilsonart



Finish: Cocobala Walnut  
Laminate: Wilsonart




Finish: Acajou Mahogany  
Laminate: Formica®



Finish: Empire Mahogany  
Laminate: Wilsonart



Finish: Ebony  
Laminate: Wilsonart



White Tigris  
Laminate: Wilsonart



Canyon Zephyr  
Laminate: Wilsonart



Spiced Zephyr  
Laminate: Wilsonart



North Sea  
Laminate: Wilsonart

**Standard  
Wood Finishes  
And Laminates**

**Special Finishes:**

Special finish matches are also available. A finish sample is required and must be submitted to Trinity with the order.

**Note:** Trinity will match finishes from DARRAN and Jasper Desk at no charge.

**Antimicrobial Properties:**

All wood finishes are specially formulated with Safe-T-Guard antimicrobial additive to prevent the growth or expansion of mold, mildew, fungus, or bacteria on exposed wood surfaces.

**Limitations:**

The finishes illustrated are on solid cherry or maple, which are generally the standard wood species used for Trinity Furniture models. Certain models may use a different wood species with different grain characteristics. Please review the product specifications of each furniture item to be certain of the wood type used and available finishes.

**Important Note:**

These samples are a printed representation and are as accurate as technology will allow. Actual wood samples are available upon request. Wood color and grain characteristics will vary and exact matches are impossible.

**Tables Available With Laminate or Veneer:**

Laminate matches are available for all wood finishes. A laminate tabletop may be specified with a simulated wood grain and appearance to match any of these solid wood finishes. Additional laminates are available.

Please contact customer service for more information.

**COM / COL INFORMATION**

**CUSTOMERS OWN MATERIAL (COM) / CUSTOMERS OWN LEATHER (COL)**

FABRIC, VINYL AND FAUX LEATHER, OR IF IT IS PURCHASED BY THE YARD, THEN USE THE COM COLUMN. IF IT IS PURCHASED BY THE SQUARE FOOT, THEN USE THE COL COLUMN.

**GENERAL FURNITURE ORDERS MUST INCLUDE:**

- 1- DESCRIPTION OF THE FABRIC(S) OR LEATHER(S),
- 2- SOURCE OF FABRIC(S) OR LEATHER(S)
- 3- PATTERN NUMBER AND COLOR
- 4- SWATCH OF THE FABRIC(S) OR LEATHER(S)

**COM - ALL YARDAGE REQUIREMENTS ARE BASED ON 54" PLAIN NON-DIRECTIONAL MATERIAL.**

VELVET OR NAPPED FABRICS WILL REQUIRE AN ADDITIONAL 15% OF OUR STANDARD COM YARDAGE REQUIREMENT.

**COL - SQUARE FOOTAGE REQUIREMENTS ARE BASED ON LEATHER HIDES WHICH AVERAGE 45-50 SQ. FT.**

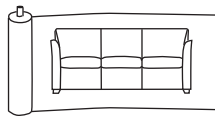
**APPLICATION** ALL COM FABRICS WILL BE APPLIED AT FACTORY'S DISCRETION, (**ALL STRIPES WILL BE APPLIED VERTICAL**) UNLESS THE CUSTOMER SPECIFIES PATTERN AND FACE DIRECTION TO BE APPLIED, WITH SAMPLE ON THE PURCHASE ORDER. WE RESERVE THE RIGHT TO REJECT ANY MATERIAL THAT WE DEEM UNACCEPTABLE FOR UPHOLSTERY. UNDER NO CIRCUMSTANCES SHALL WE BE HELD RESPONSIBLE FOR UNSATISFACTORY RESULTS DUE TO USE OF MATERIAL UNSUITABLE FOR OUR MANUFACTURING METHODS. **TRINITY MUST APPROVE SPECIFIC FABRICS & LEATHERS USED FOR TUFTING. UPHOLSTERY PATTERNS ARE BASED ON RAILROADED FABRIC. IF COM IS TO BE APPLIED "UP THE GOODS", ADDITIONAL YARDAGE MAY BE REQUIRED. TUFTING AND STITCHED UNITS NEED PRE APPROVAL FOR STRIPED OR PATTERNED UPHOLSTERY.** CONTACT CUSTOMER SERVICE FOR SPECIFIC REQUIREMENTS.

**INSPECTION COM** – ALL COM IS INSPECTED UPON RECEIPT, FOR FLAWS, AND YARDAGE RECEIVED. WE DO NOT INSPECT YARDAGE RECEIVED FOR REPEATS OR PATTERN PLACEMENT UNTIL THE CUTTING PROCESS.

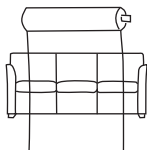
**COL** – ALL COL IS VERIFIED AT TIME OF RECEIPT, FOR FOOTAGE RECEIVED. DUE TO THE NATURE OF SOME COL, TRINITY FURNITURE DOES NOT INSPECT COL AT TIME OF RECEIPT FOR FLAWS, OR DEFECTS. THIS INSPECTION IS MADE DURING THE CUTTING PROCESS. TRINITY FURNITURE WILL NOT ASSUME RESPONSIBILITY FOR IMPERFECTIONS, INCLUDING RANGE MARKS, IN THE LEATHER, DYE-LOT VARIATIONS, OR WEARING QUALITIES.

**PRICING** USE THE COM OR COL PRICING LISTED UNDER EACH STYLE.

**ESTIMATED ADDITIONAL REQUIREMENTS BASED ON PATTERN REPEAT.**



**RAILROAD**



**UP THE GOODS**

WIDTH	REPEAT	RAILROAD 1-WAY REPEAT	UP THE GOODS 1-WAY REPEAT	NAP OR SUEDE
54"	LESS THAN 2"	0%	15%	15%
	2-10"	10%	20%	
	11-19"	15%	25%	
	20-25"	20%	30%	
	26-30"	25%	35%	
51-53"	LESS THAN 2"	10%	20%	25%
	2-10"	20%	30%	
	11-19"	25%	35%	
	20-25"	30%	40%	
	26-30"	35%	45%	

ACTUAL QUANTITY MAY VARY DUE TO THE DIFFERENCE OF THE INDIVIDUAL FURNITURE STYLE, YOUR UPHOLSTERY SELECTION, AND ITS CUTTING REQUIREMENT.

THE LINK BELOW PROVIDES MORE INFORMATION CONCERNING UPHOLSTERY OPTIONS:

[www.trinityfurniture.com/fabricsleather](http://www.trinityfurniture.com/fabricsleather)

### RETURN EXCESS

UNUSED COM OR COL WILL BE RETURNED ONLY WHEN REQUESTED IN WRITING. THERE IS A MINIMUM \$15 HANDLING CHARGE PLUS ANY APPLICATION SHIPPING CHARGE.

### SHIP DATE

ALL ORDERS ARE HELD FROM PRODUCTION UNTIL ALL THE COM/COL HAS ARRIVED AT THE FACTORY, UNLESS WRITTEN AUTHORIZATION FOR BACK ORDER IS GIVEN. AT THAT TIME, YOU WILL BE NOTIFIED OF THE SHIP/PRODUCTION DATE.

### SHIP TO ADDRESS

COM / COL MUST BE SHIPPED PREPAID TO FACTORY AT:

#### TRINITY FURNITURE INCORPORATED

TAG: YOUR COMPANY NAME AND PURCHASE ORDER NUMBER  
 6089 KENNEDY ROAD  
 TRINITY, NC 27370

### TRINITY TEXTILE INFORMATION

ALL OF OUR CARDED TEXTILES PASS CALIFORNIA CODE 117 FLAME RESISTANCE REQUIREMENTS. ALL UPHOLSTERY COVERS SHOWN IN OUR BINDER OR SPECIFIED VIA ONE OF OUR UPHOLSTERY CARDS, CAN BE PURCHASED BY THE YARD. SEE CHART BELOW FOR GRADE PRICE PER YARD. F.O.B. FACTORY, TRINITY, NC. FOR FIBER CONTENT, SEE SWATCH CARD. MINIMUM ORDER FOR FABRIC IS 1" YARD, THEN ¼ YARD INCREMENTS. MINIMUM ORDER FOR LEATHER IS ONE HALF HIDE, APPROXIMATELY 25 SQ. FT. WE WILL MAKE EVERY EFFORT TO SUPPLY YOU WITH THE EXACT SQUARE FOOTAGE ORDERED, BUT IF WE ARE UNABLE TO, YOU WILL BE INVOICED FOR SQUARE FOOTAGE OF LEATHER SHIPPED.

**GRADE-IN PROGRAM** ARC COM TEXTILES, MOMENTUM TEXTILES, CF STINSON AND MAYER FABRICS MAY BE SPECIFIED TO BE SUPPLIED, AND GRADED-IN BY TRINITY. ON PATTERN GRADES ( 11 - 25 ) NOT FALLING INTO THE PRICE LIST GRADES ( 1 - 10 ) USE THE CHART BELOW. MULTIPLY THE LIST PRICE PER YARD (LISTED BELOW), TO THE C.O.M. REQUIREMENTS LISTED WITH YOUR STYLE ON ITS PRICE PAGE, THEN ADD THAT AMOUNT TO YOUR STYLES C.O.M. LIST PRICE. THIS WILL BECOME YOUR GRADED-IN LIST PRICE. (FOR EXAMPLE USING GRADE 11 UPHOLSTERY: STYLE COM REQUIREMENT IS 2 YARDS, AND GRADE 11 LIST PRICE IS \$258 PER YARD. 2 (YARDS) X \$258 (PER YARD) = \$516. ADD THIS AMOUNT TO COM LIST PRICE, THEREFORE, GIVING YOU THE GRADE 11 LIST PRICE).

GRADE	1	2	3	4	5	6	7	8	9	10	11	12	13	14	15	16	17	18	19	20	21	22	23	24	25	L1	L2
LIST	43	64	86	107	129	150	172	193	215	236	258	279	301	322	344	365	386	408	429	451	472	494	515	537	558	15	19

### TRINITY TEXTILE LINKS

THE LINK BELOW PROVIDES MORE INFORMATION CONCERNING UPHOLSTERY OPTIONS.

GRADE-IN FABRICS FROM EACH MANUFACTURER IS SORTED ALPHABETICAL OR BY GRADE, AND IS AVAILABLE ON OUR WEBSITE.

[www.trinityfurniture.com/fabricsleather](http://www.trinityfurniture.com/fabricsleather)



Memo Samples:  
[www.anzea.com](http://www.anzea.com)  
 817-336-2310



Memo Samples:  
[www.arc-com.com](http://www.arc-com.com)  
 800-223-5466



Memo Samples:  
[www.architex-ljh.com](http://www.architex-ljh.com)  
 800-621-0827



Memo Samples:  
[www.carnegiefabrics.com](http://www.carnegiefabrics.com)  
 1-800-727-6770



Memo Samples:  
[www.concertex.com](http://www.concertex.com)  
 201-784-8370



Memo Samples:  
[www.dougind.com](http://www.dougind.com)  
 800-950-3684



Memo Samples:  
[www.greenhides.com](http://www.greenhides.com)  
 336-315-9720



Memo Samples:  
[www.mayerfabrics.com](http://www.mayerfabrics.com)  
 800-428-4415



Memo Samples:  
[www.themomgroup.com](http://www.themomgroup.com)  
 800-366-6839



Memo Samples:  
[www.paulbraytondesigns.com](http://www.paulbraytondesigns.com)  
 800-882-4720



Memo Samples:  
[www.cfstinson.com](http://www.cfstinson.com)  
 800-841-6279



Memo Samples:  
[www.ultrafabricsllc.com](http://www.ultrafabricsllc.com)  
 877-309-6648



GS-27F-028DA

71, Part 1 – Office Furniture

Small, Minority Owned Business

May 17, 2021 - May 16, 2026

**1a. Special item numbers:**

NAICS 337211 Wood Office Furniture

**1b. Special item number's lowest unit price:**

NAICS 337211 Wood Office Furniture | Style # 855-P \$265.50

**2. Maximum order limitation:**

NAICS 337211 Wood Office Furniture | \$300,000

**3. Minimum order limitation:** \$50.00 (Net order value).**4. Geographic coverage:** 48 Contiguous states and District of Columbia.**5. Point of Production:** Trinity Furniture, Inc. Phone: (336) 472-6660

6089 Kennedy Road

Trinity NC 27370

**6. Discount:** Prices shown are commercial list, discount to be deducted, and includes cartoning. Fifty-five percent of list. (List x .45)**7. Quantity discount, net:****8. Payment terms:** Net 30 Days.**9a. & b. Government Commercial credit cards** are accepted above and below the micropurchase threshold.**10. Foreign items:** None.**11a. Time of delivery:** 49 – 90 days ARO.**11b., c., and d. Expedited delivery, Overnight and second day delivery and urgent requirements:** Contact Customer Service**12. FOB Point:** Origin, Trinity NC**13a. Ordering address:** Trinity Furniture, Inc.

PO Box 150

Trinity NC 27370

Phone: (336) 472-6660

Fax: (336) 475-0037

E-Mail: [sales@trinityfurniture.com](mailto:sales@trinityfurniture.com)Internet: [www.trinityfurniture.com](http://www.trinityfurniture.com)

Federal ID # 56-1414163

Duns # 11-598-8651

Cage code # 3Z744

CEC # 11699875J

**13b. Ordering Procedures:** For supplies and series sample BPA order visit [www.gsa.gov/portal/content/199353](http://www.gsa.gov/portal/content/199353) or [www.trinityfurniture.com/federal](http://www.trinityfurniture.com/federal)**14. Payment Address:** Trinity Furniture, Inc.

PO Box 150

Trinity NC 27370

**15. Warranty:** Trinity Furniture warrants all products for ten (10) years, excluding covering materials, against manufacturing and factory defects, under normal service for the original purchaser. During this period Trinity Furniture, Inc., at our option, will replace, repair, or return the purchase price of any merchandise that, upon our inspection, is deemed to be defective. This constitutes the sole and exclusive remedy to the customer. Damages resulting from freight, claimed or un-claimed, from accident, alternation, tampering, misuse, negligence or abuse voids the warranty. In the event any product has to be returned to the factory for verification of a complaint, it must be shipped prepaid and include written information containing the name of the original purchaser, original invoice number and a copy of the original purchase order. Because of natural variations on materials over which Trinity Furniture has no control, this warranty is applicable only to those parts actually manufactured by Trinity Furniture, Inc. For purchased parts, we will apply exactly the same warranty that is extended to us by our suppliers. Trinity Furniture shall not be liable for consequential or incidental damages arising from any product defects.**16. Export packaging charges:** Quoted upon request.**17. Credit card terms and condition:** Government credit cards are accepted without any additional discounts.**18. Terms and conditions of rental, maintenance and repair:** Not Applicable.**19. Terms and conditions of installation:** Contact customer service.**20a. & b Terms and conditions of repair parts or any other service:** See price list or contact customer service.**21. List of service and distribution points:** Contact customer service.**22. List of participating dealer:** Contact customer service.**23. Preventative maintenance:** Not applicable.**24a. Sustainable attributes:** All of Trinity Furniture's products are certified BIFMA Level 1.**24b. Section 508 compliance for electronic and information technology (if applicable):** Not applicable**25. DUNS:** #11-598-8651**26. CCR:** Yes**27. Uncompensated overtime (indicate if used):** Not used.**28. Restocking terms:** All items are made to order. No returns are accepted.**29. Cancellation terms:** Cancellations cannot be accepted after orders are in production. If the agency insists upon cancellation, we will bill for the portion of the work that has been done plus a 25% restocking/administration charge.

# *Radcliffe Square*

---

LOUNGE / GUEST / BENCHES / TABLES

Effective: January 1, 2017

**Modified: May 1, 2018**

T R I N I T Y



<b>Date:</b>	<b>Page:</b>	<b>Modification:</b>	<b>Description:</b>
9-13-17	Page 15	Deletion	264-P/C, 265-P/C, 266-P/C Discontinued
5-1-18	All Pages	5% Price Increase	Price List Reflects 5% Increase To January 1, 2017

**DESCRIPTION:**

- Upholstery Frames: Hardwood & Plywood
- Seat: High Density Polyurethane Foam Over Sheet Webbing
- Back: High Density Polyurethane Foam Over Polypropylene Webbing
- Semi-Attached Cushions: High Density Polydacron (Not Reversible)
- Tight Seat: High Density Polyurethane Foam
- Exposed Wood Frame: Solid Cherry
- Arms: High Density Polyurethane Foam Over Hardwood
- Tablet Arm: Sunburst Patterned Cherry Veneer Over MDF (Cherry Veneer Edgeband)
- 10 Year Warranty


**OPTIONS:**

- Feather Down & Polyester Pillows Available (See Page 5)
- Specify Exposed Wood Finish (See Page 6)
- Veneer & Corian Tablet Arms May Be Specified

**ORIEL LOUNGE**

ITEM #: SPECIFICATIONS | GRADES | LIST PRICES:


**ARMLESS LOUNGE CHAIR**



**Overall:** 28"w 29.25"d 35"h      **Arm:** n/a      **COM:** 3 yds. (251-P) / 3.25 yds. (251-C)  
**Seat:** 24"w 21.5"d 17.5"h      **Weight:** 50 lbs.      **COL:** 54 sq.ft. (251-P) / 58.5 sq.ft. (251-C)

COM	COL	1	2	3	4	5	6	7	8	9	10	L1	L2	
<b>251-P</b>	1338	1472	1395	1460	1525	1589	1654	1719	1784	1849	1914	1978	2053	2286
<i>Tight Seat / Tight Back</i>														
<b>251-C</b>	1401	1541	1466	1537	1608	1678	1749	1820	1890	1961	2032	2103	2192	2447
<i>Semi-Attached Cushion / Tight Back</i>														


**ARMLESS TWO PLACE SOFA**



**Overall:** 52"w 29.25"d 35"h      **Arm:** n/a      **COM:** 4.75 yds. (252-P) / 5.25 yds. (252-C)  
**Seat:** 48"w 21.5"d 17.5"h      **Weight:** 65 lbs.      **COL:** 85.5 sq.ft. (252-P) / 94.5 sq.ft. (252-C)

COM	COL	1	2	3	4	5	6	7	8	9	10	L1	L2	
<b>252-P</b>	1665	1832	1751	1840	1928	2016	2105	2193	2282	2370	2458	2547	2646	2964
<i>Tight Seat / Tight Back</i>														
<b>252-C</b>	1767	1944	1871	1971	2071	2171	2272	2372	2472	2572	2672	2772	2898	3259
<i>Two Semi-Attached Cushions / Tight Back</i>														

**ARMLESS THREE PLACE SOFA**



**Overall:** 77"w 29.25"d 35"h      **Arm:** n/a      **COM:** 5.25 yds. (253-P) / 6.75 yds. (253-C)  
**Seat:** 73"w 21.5"d 17.5"h      **Weight:** 80 lbs.      **COL:** 94.5 sq.ft. (252-P) / 121.5 sq.ft. (252-C)

COM	COL	1	2	3	4	5	6	7	8	9	10	L1	L2	
<b>253-P</b>	1972	2169	2100	2218	2336	2453	2571	2689	2807	2925	3043	3161	3288	3712
<i>Tight Seat / Tight Back</i>														
<b>253-C</b>	2114	2326	2305	2458	2612	2765	2918	3071	3224	3378	3531	3684	3863	4415
<i>Two Semi-Attached Cushions / Tight Back</i>														

**ARM / TABLET OPTIONS**

**Arm Height:** 25"h      **COM:** 1 yd. (Note: Yardage Is Sufficient For 1 or 2 Arms)      **Weight:** 5 lbs.  
**Tablet Arm Height:** 16"h      **COL:** 18 sq.ft.

NOTE: USE THE FOLLOWING NUMBER SEQUENCE. USE '0' WHEN AN ARM IS NOT DESIRED.

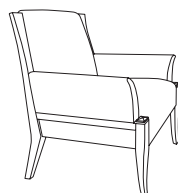


**252-P — 1 — 4**

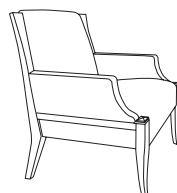
ABOVE EXAMPLE:  
 AN ARMLESS TWO PLACE SOFA  
 WITH FLAIR LEFT FACING ARM  
 AND TABLET RIGHT FACING ARM

**EACH ARM**

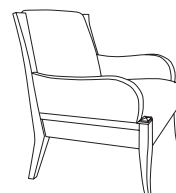
COM	COL	1	2	3	4	5	6	7	8	9	10	L1	L2
143	158	168	185	203	220	237	255	272	289	307	324	348	411




**1**  
FLAIR ARM



**2**  
NOTCH ARM



**3**  
SCROLL ARM



**4**  
TABLET ARM

- 250-4L \$380 Laminated Tablet Arm
- 250-4V \$530 Veneer Tablet Arm
- 250-4C \$405 Corian Tablet Arm

**DESCRIPTION:**

- Upholstery Frames: Hardwood & Plywood
- Seat: High Density Polyurethane Foam Over Sheet Webbing
- Back: High Density Polyurethane Foam Over Polypropylene Webbing
- Semi-Attached Cushions: High Density Polydacron (Not Reversible)
- Tight Seat: High Density Polyurethane Foam
- Exposed Wood Frame: Solid Cherry
- Arms: High Density Polyurethane Foam Over Hardwood
- Tablet Arm: Sunburst Patterned Cherry Veneer Over MDF (Cherry Veneer Edgeband)
- 10 Year Warranty

**OPTIONS:**


- Feather Down & Polyester Pillows Available (See Page 5)
- Specify Exposed Wood Finish (See Page 6)
- Veneer & Corian Tablet Arms May Be Specified

**ORIEL LOUNGE**

ITEM #:

SPECIFICATIONS | GRADES | LIST PRICES:


**ARMLESS LOUNGE TUFTED CHAIR**



**Overall:** 28"w 29.25"d 35"h      **Arm:** n/a      **COM:** 3 yds. (254-P) / 3.5 yds. (254-C)  
**Seat:** 24"w 21.5"d 17.5"h      **Weight:** 50 lbs.      **COL:** 54 sq.ft. (254-P) / 63 sq.ft. (254-C)

COM	COL	1	2	3	4	5	6	7	8	9	10	L1	L2	
<b>254-P</b>	1370	1507	1425	1490	1555	1620	1684	1749	1814	1879	1944	2009	2088	2322
<i>Biscuit Tufted Tight Seat / Tight Back</i>														
<b>254-C</b>	1426	1569	1501	1578	1655	1731	1808	1884	1961	2038	2114	2191	2288	2564
<i>Biscuit Tufted Semi-Attached Cushion / Tight Back</i>														

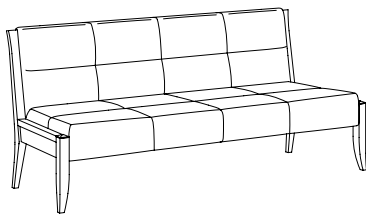
**ARMLESS TWO PLACE TUFTED SOFA**



**Overall:** 52"w 29.25"d 35"h      **Arm:** n/a      **COM:** 4 yds. (255-P) / 4.5 yds. (255-C)  
**Seat:** 48"w 21.5"d 17.5"h      **Weight:** 65 lbs.      **COL:** 72 sq.ft. (255-P) / 81 sq.ft. (255-C)

COM	COL	1	2	3	4	5	6	7	8	9	10	L1	L2	
<b>255-P</b>	1724	1897	1807	1896	1984	2072	2161	2249	2337	2426	2514	2603	2712	3030
<i>Biscuit Tufted Tight Seat / Tight Back</i>														
<b>255-C</b>	1814	1996	1915	2016	2116	2216	2316	2416	2516	2617	2717	2817	2951	3311
<i>Two Biscuit Tufted Semi-Attached Cushions / Tight Back</i>														

**ARMLESS THREE PLACE TUFTED SOFA**



**Overall:** 77"w 29.25"d 35"h      **Arm:** n/a      **COM:** 5.25 yds. (256-P) / 6.75 yds. (256-C)  
**Seat:** 73"w 21.5"d 17.5"h      **Weight:** 80 lbs.      **COL:** 94.5 sq.ft. (256-P) / 121.5 sq.ft. (256-C)

COM	COL	1	2	3	4	5	6	7	8	9	10	L1	L2	
<b>256-P</b>	2060	2266	2184	2301	2419	2537	2655	2773	2891	3008	3126	3244	3386	3811
<i>Biscuit Tufted Tight Seat / Tight Back</i>														
<b>256-C</b>	2173	2391	2361	2514	2668	2821	2974	3127	3280	3434	3587	3740	3930	4482
<i>Two Biscuit Tufted Semi-Attached Cushions / Tight Back</i>														

**ARM / TABLET OPTIONS**

**Arm Height:** 25"h      **COM:** 1 yd. (Note: Yardage Is Sufficient For 1 or 2 Arms)      **Weight:** 5 lbs.  
**Tablet Arm Height:** 16"h      **COL:** 18 sq.ft.

NOTE: USE THE FOLLOWING NUMBER SEQUENCE. USE '0' WHEN AN ARM IS NOT DESIRED.

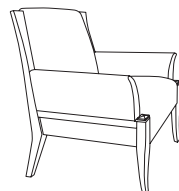
ITEM NUMBER — LEFT ARM FACING — RIGHT ARM FACING

**252-P — 1 — 4**

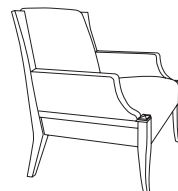
ABOVE EXAMPLE:  
 AN ARMLESS TWO PLACE SOFA WITH FLAIR LEFT FACING ARM AND TABLET RIGHT FACING ARM

EACH ARM

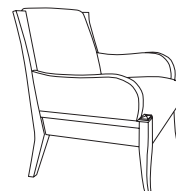
COM	COL	1	2	3	4	5	6	7	8	9	10	L1	L2
143	158	168	185	203	220	237	255	272	289	307	324	348	411




**1**  
FLAIR ARM



**2**  
NOTCH ARM



**3**  
SCROLL ARM



**4**  
TABLET ARM

- 250-4L \$380 Laminated Tablet Arm
- 250-4V \$530 Veneer Tablet Arm
- 250-4C \$405 Corian Tablet Arm

**DESCRIPTION:**


- Upholstery Frames: Hardwood & Plywood
- Seat: High Density Polyurethane Foam Over Sheet Webbing
- Back: High Density Polyurethane Foam Over Polypropylene Webbing
- Semi-Attached Cushions: High Density Polydacron (Not Reversible)
- Tight Seat: High Density Polyurethane Foam
- Exposed Wood Frame: Solid Cherry
- Arms: High Density Polyurethane Foam Over Hardwood
- Tablet Arm: Sunburst Patterned Cherry Veneer Over MDF (Cherry Veneer Edgeband)
- 10 Year Warranty

**OPTIONS:**

- Feather Down & Polyester Pillows Available (See Page 5)
- Specify Exposed Wood Finish (See Page 6)
- Veneer & Corian Tablet Arms May Be Specified


**QUEEN'S LOUNGE**

**ARMLESS LOUNGE CHAIR / CAMEL BACK**



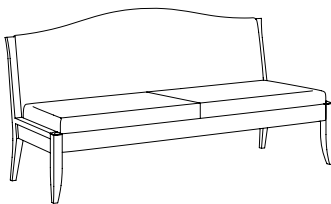
ITEM #:	SPECIFICATIONS   GRADES   LIST PRICES:													
	<b>Overall:</b> 28"w 31"d 38"h				<b>Arm:</b> n/a				<b>COM:</b> 3 yds. (261-P) / 3.25 yds. (261-C)					
	<b>Seat:</b> 24"w 21.5"d 17.5"h				<b>Weight:</b> 50 lbs.				<b>COL:</b> 54 sq.ft. (261-P) / 58.5 sq.ft. (261-C)					
	<b>COM</b>	<b>COL</b>	<b>1</b>	<b>2</b>	<b>3</b>	<b>4</b>	<b>5</b>	<b>6</b>	<b>7</b>	<b>8</b>	<b>9</b>	<b>10</b>	<b>L1</b>	<b>L2</b>
<b>261-P</b>	1375	1513	1430	1495	1559	1624	1689	1754	1819	1883	1948	2013	2091	2324
	<i>Tight Seat / Tight Back</i>													
<b>261-C</b>	1443	1588	1506	1577	1647	1718	1789	1860	1930	2001	2072	2142	2238	2493
	<i>Semi-Attached Cushion / Tight Back</i>													

**ARMLESS TWO PLACE SOFA / CAMEL BACK**



	<b>Overall:</b> 52"w 31"d 38"h				<b>Arm:</b> n/a				<b>COM:</b> 5.25 yds. (262-P) / 5.75 yds. (262-C)					
	<b>Seat:</b> 48"w 21.5"d 17.5"h				<b>Weight:</b> 65 lbs.				<b>COL:</b> 94.5 sq.ft. (262-P) / 103.5 sq.ft. (262-C)					
	<b>COM</b>	<b>COL</b>	<b>1</b>	<b>2</b>	<b>3</b>	<b>4</b>	<b>5</b>	<b>6</b>	<b>7</b>	<b>8</b>	<b>9</b>	<b>10</b>	<b>L1</b>	<b>L2</b>
<b>262-P</b>	1749	1924	1889	2007	2125	2243	2361	2479	2596	2714	2832	2950	3077	3501
	<i>Tight Seat / Tight Back</i>													
<b>262-C</b>	1855	2041	2013	2143	2273	2402	2532	2661	2791	2921	3050	3180	3334	3800
	<i>Two Semi-Attached Cushions / Tight Back</i>													

**ARMLESS THREE PLACE SOFA / CAMEL BACK**



	<b>Overall:</b> 77"w 31"d 38"h				<b>Arm:</b> n/a				<b>COM:</b> 7.25 yds. (263-P) / 8.75 yds. (263-C)					
	<b>Seat:</b> 73"w 21.5"d 17.5"h				<b>Weight:</b> 80 lbs.				<b>COL:</b> 130.5 sq.ft. (263-P) / 157.5 sq.ft. (263-C)					
	<b>COM</b>	<b>COL</b>	<b>1</b>	<b>2</b>	<b>3</b>	<b>4</b>	<b>5</b>	<b>6</b>	<b>7</b>	<b>8</b>	<b>9</b>	<b>10</b>	<b>L1</b>	<b>L2</b>
<b>263-P</b>	2069	2276	2286	2451	2616	2781	2946	3111	3276	3441	3606	3771	3937	4531
	<i>Tight Seat / Tight Back</i>													
<b>263-C</b>	2207	2428	2488	2688	2888	3089	3289	3489	3690	3890	4090	4291	4509	5230
	<i>Two Semi-Attached Cushions / Tight Back</i>													

**ARM / TABLET OPTIONS**

NOTE: USE THE FOLLOWING NUMBER SEQUENCE. USE '0' WHEN AN ARM IS NOT DESIRED.

ITEM NUMBER — LEFT ARM FACING — RIGHT ARM FACING

252-P — 1 — 4

ABOVE EXAMPLE: AN ARMLESS TWO PLACE SOFA WITH FLAIR LEFT FACING ARM AND TABLET RIGHT FACING ARM

**EACH ARM**

	<b>Arm Height:</b> 25"h				<b>COM:</b> 1 yd. (Note: Yardage Is Sufficient For 1 or 2 Arms)				<b>Weight:</b> 5 lbs.					
	<b>Tablet Arm Height:</b> 16"h				<b>COL:</b> 18 sq.ft.									
	<b>COM</b>	<b>COL</b>	<b>1</b>	<b>2</b>	<b>3</b>	<b>4</b>	<b>5</b>	<b>6</b>	<b>7</b>	<b>8</b>	<b>9</b>	<b>10</b>	<b>L1</b>	<b>L2</b>
	143	158	168	185	203	220	237	255	272	289	307	324	348	411
<b>1</b>														
<b>2</b>														
<b>3</b>														
<b>4</b>														
	<p>250-4L \$380 Laminated Tablet Arm</p> <p>250-4V \$530 Veneer Tablet Arm</p> <p>250-4C \$405 Corian Tablet Arm</p>													
	<p><b>FLAIR ARM</b>      <b>NOTCH ARM</b>      <b>SCROLL ARM</b>      <b>TABLET ARM</b></p>													

**DESCRIPTION:**

- Upholstery Frames: Hardwood & Plywood
- Seat: High Density Polyurethane Foam Over Sheet Webbing
- Back: High Density Polyurethane Foam Over Polypropylene Webbing
- Semi-Attached Cushions: High Density Polydacron (Not Reversible)
- Tight Seat: High Density Polyurethane Foam
- Exposed Wood Frame: Solid Cherry
- Arms: High Density Polyurethane Foam Over Hardwood
- Tablet Arm: Sunburst Patterned Cherry Veneer Over MDF (Cherry Veneer Edgeband)
- 10 Year Warranty


**OPTIONS:**

- Feather Down & Polyester Pillows Available (See Page 5)
- Specify Exposed Wood Finish (See Page 6)
- Veneer & Corian Tablet Arms May Be Specified

**PEMBROKE LOUNGE**

ITEM #: SPECIFICATIONS | GRADES | LIST PRICES:


**ARMLESS LOUNGE CHAIR / FULLY UPHOLSTERED BACK**



**Overall:** 28"w 29.25"d 35"h      **Arm:** n/a      **COM:** 3.25 yds. (271-P) / 3.5 yds. (271-C)  
**Seat:** 24"w 21.5"d 17.5"h      **Weight:** 50 lbs.      **COL:** 58.5 sq.ft. (271-P) / 63 sq.ft. (271-C)

COM	COL	1	2	3	4	5	6	7	8	9	10	L1	L2	
271-P	1371	1508	1438	1509	1579	1650	1721	1791	1862	1933	2004	2074	2159	2414
<i>Tight Seat / Tight Back</i>														
271-C	1434	1578	1509	1586	1662	1739	1815	1892	1969	2045	2122	2198	2298	2574
<i>Semi-Attached Cushion / Tight Back</i>														


**ARMLESS TWO PLACE SOFA / FULLY UPHOLSTERED BACK**



**Overall:** 52"w 29.25"d 35"h      **Arm:** n/a      **COM:** 4 yds. (272-P) / 4.5 yds. (272-C)  
**Seat:** 48"w 21.5"d 17.5"h      **Weight:** 65 lbs.      **COL:** 72 sq.ft. (272-P) / 81 sq.ft. (272-C)

COM	COL	1	2	3	4	5	6	7	8	9	10	L1	L2	
272-P	1698	1868	1782	1871	1959	2047	2136	2224	2313	2401	2489	2578	2681	2999
<i>Tight Seat / Tight Back</i>														
272-C	1813	1994	1915	2015	2115	2215	2315	2415	2516	2616	2716	2816	2945	3305
<i>Two Semi-Attached Cushions / Tight Back</i>														

**ARMLESS THREE PLACE SOFA / FULLY UPHOLSTERED BACK**



**Overall:** 77"w 29.25"d 35"h      **Arm:** n/a      **COM:** 5.25 yds. (273-P) / 6.75 yds. (273-C)  
**Seat:** 73"w 21.5"d 17.5"h      **Weight:** 80 lbs.      **COL:** 94.5 sq.ft. (273-P) / 121.5 sq.ft. (273-C)

COM	COL	1	2	3	4	5	6	7	8	9	10	L1	L2	
273-P	1988	2187	2115	2233	2351	2469	2587	2704	2822	2940	3058	3176	3306	3730
<i>Tight Seat / Tight Back</i>														
273-C	2158	2374	2347	2500	2653	2806	2960	3113	3266	3419	3572	3726	3908	4459
<i>Two Semi-Attached Cushions / Tight Back</i>														

**ARM / TABLET OPTIONS**

**Arm Height:** 25"h      **COM:** 1 yd. (Note: Yardage Is Sufficient For 1 or 2 Arms)      **Weight:** 5 lbs.  
**Tablet Arm Height:** 16"h      **COL:** 18 sq.ft.

NOTE: USE THE FOLLOWING NUMBER SEQUENCE. USE '0' WHEN AN ARM IS NOT DESIRED.

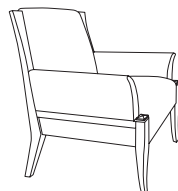


**252-P - 1 - 4**

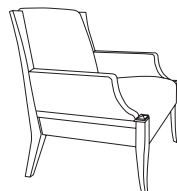
ABOVE EXAMPLE:  
 AN ARMLESS TWO PLACE SOFA WITH FLAIR LEFT FACING ARM AND TABLET RIGHT FACING ARM

**EACH ARM**

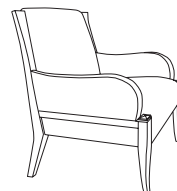
COM	COL	1	2	3	4	5	6	7	8	9	10	L1	L2
143	158	168	185	203	220	237	255	272	289	307	324	348	411




**1**  
FLAIR ARM



**2**  
NOTCH ARM



**3**  
SCROLL ARM



**4**  
TABLET ARM

- 250-4L \$380 Laminated Tablet Arm
- 250-4V \$530 Veneer Tablet Arm
- 250-4C \$405 Corian Tablet Arm

**DESCRIPTION:**

- Upholstery Frames: Hardwood & Plywood
- Seat: High Density Polyurethane Foam Over Sheet Webbing
- Back: High Density Polyurethane Foam Over Polypropylene Webbing
- Semi-Attached Cushions: High Density Polydacron (Not Reversible)
- Tight Seat: High Density Polyurethane Foam
- Exposed Wood Frame: Solid Cherry
- Arms: High Density Polyurethane Foam Over Hardwood
- Tablet Arm: Sunburst Patterned Cherry Veneer Over MDF (Cherry Veneer Edgeband)
- 10 Year Warranty

**OPTIONS:**


- Feather Down & Polyester Pillows Available (See Page 5)
- Specify Exposed Wood Finish (See Page 6)
- Veneer & Corian Tablet Arms May Be Specified

**PEMBROKE LOUNGE**

ITEM #:

SPECIFICATIONS | GRADES | LIST PRICES:


**ARMLESS LOUNGE CHAIR / FULLY UPH. BACK / SEWN TUFTING**



**Overall:** 28"w 29.25"d 35"h      **Arm:** n/a      **COM:** 3.25 yds. (274-P) / 3.5 yds. (274-C)  
**Seat:** 24"w 21.5"d 17.5"h      **Weight:** 50 lbs.      **COL:** 54 sq.ft. (274-P) / 63 sq.ft. (274-C)

COM	COL	1	2	3	4	5	6	7	8	9	10	L1	L2	
<b>274-P</b>	1398	1538	1452	1516	1581	1646	1711	1776	1840	1905	1970	2035	2121	2354
<i>Biscuit Tufted Tight Seat / Tight Back</i>														
<b>274-C</b>	1454	1599	1528	1604	1681	1758	1834	1911	1987	2064	2141	2217	2321	2596
<i>Biscuit Tufted Semi-Attached Cushion / Tight Back</i>														

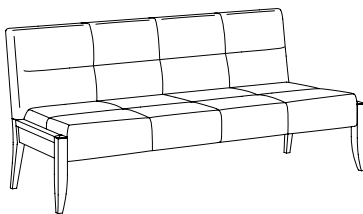
**ARMLESS TWO PLACE SOFA / FULLY UPH. BACK / SEWN TUFTING**



**Overall:** 52"w 29.25"d 35"h      **Arm:** n/a      **COM:** 4 yds. (275-P) / 4.5 yds. (275-C)  
**Seat:** 48"w 21.5"d 17.5"h      **Weight:** 65 lbs.      **COL:** 72 sq.ft. (275-P) / 81 sq.ft. (275-C)

COM	COL	1	2	3	4	5	6	7	8	9	10	L1	L2	
<b>275-P</b>	1749	1924	1830	1919	2007	2095	2184	2272	2361	2449	2537	2626	2738	3057
<i>Biscuit Tufted Tight Seat / Tight Back</i>														
<b>275-C</b>	1863	2050	1962	2062	2163	2263	2363	2463	2563	2663	2763	2864	3001	3362
<i>Two Biscuit Tufted Semi-Attached Cushions / Tight Back</i>														

**ARMLESS THREE PLACE SOFA / FULLY UPH. BACK / SEWN TUFTING**



**Overall:** 77"w 29.25"d 35"h      **Arm:** n/a      **COM:** 5.25 yds. (276-P) / 6.75 yds. (276-C)  
**Seat:** 73"w 21.5"d 17.5"h      **Weight:** 80 lbs.      **COL:** 94.5 sq.ft. (276-P) / 121.5 sq.ft. (276-C)

COM	COL	1	2	3	4	5	6	7	8	9	10	L1	L2	
<b>276-P</b>	2054	2260	2178	2296	2413	2531	2649	2767	2885	3003	3121	3238	3381	3805
<i>Biscuit Tufted Tight Seat / Tight Back</i>														
<b>276-C</b>	2212	2433	2398	2551	2704	2857	3011	3164	3317	3470	3623	3777	3967	4519
<i>Two Biscuit Tufted Semi-Attached Cushions / Tight Back</i>														

**ARM / TABLET OPTIONS**

**Arm Height:** 25"h      **COM:** 1 yd. (Note: Yardage Is Sufficient For 1 or 2 Arms)      **Weight:** 5 lbs.  
**Tablet Arm Height:** 16"h      **COL:** 18 sq.ft.

NOTE: USE THE FOLLOWING NUMBER SEQUENCE. USE '0' WHEN AN ARM IS NOT DESIRED.

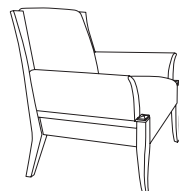
ITEM NUMBER — LEFT ARM FACING — RIGHT ARM FACING

**252-P — 1 — 4**

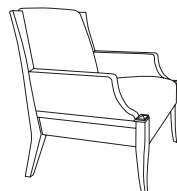
ABOVE EXAMPLE: AN ARMLESS TWO PLACE SOFA WITH FLAIR LEFT FACING ARM AND TABLET RIGHT FACING ARM

EACH ARM

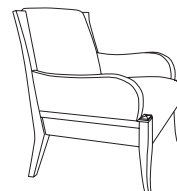
COM	COL	1	2	3	4	5	6	7	8	9	10	L1	L2
143	158	168	185	203	220	237	255	272	289	307	324	348	411




**1**  
FLAIR ARM



**2**  
NOTCH ARM



**3**  
SCROLL ARM



**4**  
TABLET ARM

250-4L \$380  
Laminate  
Tablet Arm

250-4V \$530  
Veneer  
Tablet Arm

250-4C \$405  
Corian  
Tablet Arm

**DESCRIPTION:**


- Upholstery Frames: Hardwood & Plywood
- Seat: High Density Polyurethane Foam Over Sheet Webbing
- Back: High Density Polyurethane Foam Over Polypropylene Webbing
- Semi-Attached Cushions: High Density Polydacron (Not Reversible)
- Tight Seat: High Density Polyurethane Foam
- Exposed Wood Frame: Solid Cherry
- Arms: High Density Polyurethane Foam Over Hardwood
- Tablet Arm: Sunburst Patterned Cherry Veneer Over MDF (Cherry Veneer Edgeband)
- 10 Year Warranty

**OPTIONS:**


Specify Exposed Wood Finish (See Page 6)  
Veneer & Corian Tablet Arms May Be Specified

**CATTE STREET CHAIRS**
**ARMLESS SIDE CHAIR / EXPOSED WOOD BACK POSTS**


ITEM #:	SPECIFICATIONS   GRADES   LIST PRICES:													
	<b>Overall:</b> 23"w 23.75"d 33"h <b>Seat:</b> 19.75"w 18"d 18.5"h				<b>Arm:</b> n/a <b>Weight:</b> 25 lbs.				<b>COM:</b> 2 yds. (291-P) / 2.25 yds. (291-C) <b>COL:</b> 36 sq.ft. (291-P) / 40.5 sq.ft. (291-C)					
	COM	COL	1	2	3	4	5	6	7	8	9	10	L1	L2
<b>291-P</b>	806	887	845	886	927	968	1010	1051	1092	1133	1175	1216	1271	1420
	<i>Tight Seat / Tight Back</i>													
<b>291-C</b>	874	961	920	968	1015	1062	1109	1156	1203	1250	1297	1345	1416	1586
	<i>Semi-Attached Cushion / Tight Back</i>													

**ARMLESS SIDE CHAIR / CAMEL BACK / EXPOSED WOOD BACK POSTS**


	<b>Overall:</b> 23"w 23.75"d 35.5"h <b>Seat:</b> 19.75"w 18"d 18.5"h				<b>Arm:</b> n/a <b>Weight:</b> 25 lbs.				<b>COM:</b> 2.25 yds. (292-P) / 2.25 yds. (292-C) <b>COL:</b> 40.5 sq.ft. (292-P) / 40.5 sq.ft. (292-C)					
	COM	COL	1	2	3	4	5	6	7	8	9	10	L1	L2
<b>292-P</b>	838	922	887	934	981	1028	1075	1122	1170	1217	1264	1311	1375	1545
	<i>Tight Seat / Tight Back</i>													
<b>292-C</b>	906	996	951	998	1045	1092	1139	1186	1234	1281	1328	1375	1451	1620
	<i>Semi-Attached Cushion / Tight Back</i>													

**ARMLESS SIDE CHAIR / UPH. LOWER BACK / EXPOSED WOOD TOP BACK**


	<b>Overall:</b> 23"w 23.75"d 33"h <b>Seat:</b> 19.75"w 18"d 18.5"h				<b>Arm:</b> n/a <b>Weight:</b> 25 lbs.				<b>COM:</b> 1.75 yds. (293-P) / 2.25 yds. (293-C) <b>COL:</b> 31.5 sq.ft. (293-P) / 40.5 sq.ft. (293-C)					
	COM	COL	1	2	3	4	5	6	7	8	9	10	L1	L2
<b>293-P</b>	924	1016	944	980	1015	1050	1086	1121	1156	1192	1227	1262	1324	1451
	<i>Tight Seat / Tight Back</i>													
<b>293-C</b>	992	1091	1032	1079	1126	1173	1220	1268	1315	1362	1409	1456	1537	1707
	<i>Semi-Attached Cushion / Tight Back</i>													

**ARMLESS SIDE CHAIR / FULLY UPH. BACK / BISCUIT TUFTED**


	<b>Overall:</b> 23"w 23.75"d 33"h <b>Seat:</b> 19.75"w 18"d 18.5"h				<b>Arm:</b> n/a <b>Weight:</b> 25 lbs.				<b>COM:</b> 2.25 yds. (294-P) / 2.25 yds. (294-C) <b>COL:</b> 40.5 sq.ft. (294-P) / 40.5 sq.ft. (294-C)					
	COM	COL	1	2	3	4	5	6	7	8	9	10	L1	L2
<b>294-P</b>	841	925	866	901	937	972	1007	1043	1078	1113	1149	1184	1276	1403
	<i>Biscuit Tufted Tight Seat / Tight Back</i>													
<b>294-C</b>	917	1009	962	1009	1056	1103	1150	1197	1244	1292	1339	1386	1509	1678
	<i>Biscuit Tufted Semi-Attached Cushion / Tight Back</i>													

**ARM / TABLET OPTIONS**

**NOTE:** USE THE FOLLOWING NUMBER SEQUENCE. USE '0' WHEN AN ARM IS NOT DESIRED.

ITEM NUMBER	LEFT ARM FACING	RIGHT ARM FACING
<b>292-P</b>	<b>1</b>	<b>4</b>

**ABOVE EXAMPLE:**  
AN ARMLESS SIDE CHAIR WITH FLAIR LEFT FACING ARM AND TABLET RIGHT FACING ARM

**EACH ARM**

	<b>Arm Height:</b> 25"h <b>Tablet Arm Height:</b> 16"h				<b>COM:</b> 1 yd. (Note: Yardage Is Sufficient For 1 or 2 Arms) <b>COL:</b> 18 sq.ft.				<b>Weight:</b> 5 lbs.					
	COM	COL	1	2	3	4	5	6	7	8	9	10	L1	L2
	87	96	115	133	150	167	185	202	220	237	254	272	291	354
	<b>1</b>	<b>2</b>	<b>3</b>	<b>4</b>										
	FLAIR ARM	NOTCH ARM	SCROLL ARM	TABLET ARM										
											290-4L \$355			
											Laminate			
											Tablet Arm			
											290-4V \$376			
											Veneer			
											Tablet Arm			
											290-4C \$345			
											Corian			
											Tablet Arm			

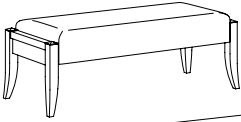
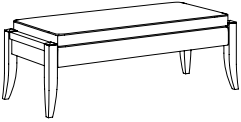
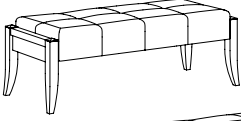
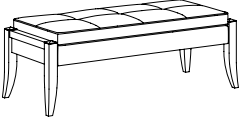
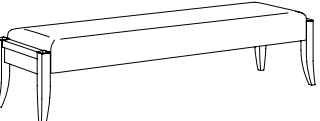
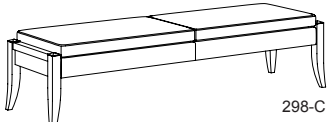
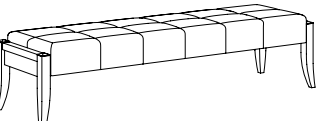
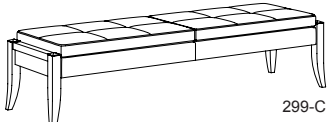
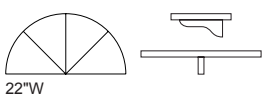
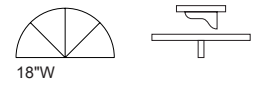


**DESCRIPTION:**

- Upholstery Frames: Hardwood & Plywood
- Tight Seat: High Density Polyurethane Foam Over Sheet Webbing
- Semi-Attached Cushions: High Density Polydacron (Not Reversible)
- Exposed Wood Frame: Solid Cherry
- Tablet Arm: Sunburst Patterned Cherry Veneer Over MDF (Cherry Veneer Edgeband)
- 10 Year Warranty

**OPTIONS:**

Specify Exposed Wood Finish (See Page 6)  
Veneer & Corian Tablet Arms May Be Specified

BENCHES / TABLET ARMS		ITEM #:	SPECIFICATIONS   GRADES   LIST PRICES:														
<b>BENCH / PLAIN TAILORING</b>			<b>Overall:</b> 52"w 20.5"d 18"h			<b>Arm:</b> n/a			<b>COM:</b> 2.25 yds. (296-P) / 3 yds. (296-C)								
			<b>Seat:</b> 48"w 20.5"d 18"h			<b>Weight:</b> 45 lbs.			<b>COL:</b> 40.5 sq.ft. (296-P) / 54 sq.ft. (296-C)								
			<b>COM</b>	<b>COL</b>	<b>1</b>	<b>2</b>	<b>3</b>	<b>4</b>	<b>5</b>	<b>6</b>	<b>7</b>	<b>8</b>	<b>9</b>	<b>10</b>	<b>L1</b>	<b>L2</b>	
296-P		<b>296-P</b>	920	1012	964	1011	1058	1105	1153	1200	1247	1294	1341	1388	1437	1606	
			<i>Tight Seat</i>														
		<b>296-C</b>	988	1087	1064	1129	1193	1258	1323	1388	1453	1517	1582	1647	1719	1952	
			<i>Semi-Attached Cushion</i>														
<b>BENCH / SEWN BISCUIT TUFTING</b>			<b>Overall:</b> 52"w 20.5"d 18"h			<b>Arm:</b> n/a			<b>COM:</b> 2.25 yds. (297-P) / 3 yds. (297-C)								
			<b>Seat:</b> 48"w 20.5"d 18"h			<b>Weight:</b> 45 lbs.			<b>COL:</b> 40.5 sq.ft. (297-P) / 54 sq.ft. (297-C)								
			<b>COM</b>	<b>COL</b>	<b>1</b>	<b>2</b>	<b>3</b>	<b>4</b>	<b>5</b>	<b>6</b>	<b>7</b>	<b>8</b>	<b>9</b>	<b>10</b>	<b>L1</b>	<b>L2</b>	
297-P		<b>297-P</b>	962	1058	1004	1051	1098	1145	1192	1240	1287	1334	1381	1428	1484	1654	
			<i>Biscuit Tufted Tight Seat</i>														
		<b>297-C</b>	1028	1130	1101	1166	1231	1296	1360	1425	1490	1555	1620	1684	1764	1997	
			<i>Biscuit Tufted Semi-Attached Cushion</i>														
<b>BENCH / PLAIN TAILORING</b>			<b>Overall:</b> 72"w 20.5"d 18"h			<b>Arm:</b> n/a			<b>COM:</b> 3 yds. (298-P) / 4 yds. (298-C)								
			<b>Seat:</b> 68"w 20.5"d 18"h			<b>Weight:</b> 55 lbs.			<b>COL:</b> 54 sq.ft. (298-P) / 72 sq.ft. (298-C)								
			<b>COM</b>	<b>COL</b>	<b>1</b>	<b>2</b>	<b>3</b>	<b>4</b>	<b>5</b>	<b>6</b>	<b>7</b>	<b>8</b>	<b>9</b>	<b>10</b>	<b>L1</b>	<b>L2</b>	
298-P		<b>298-P</b>	1174	1292	1240	1305	1370	1434	1499	1564	1629	1694	1759	1823	1892	2125	
			<i>Tight Seat</i>														
		<b>298-C</b>	1265	1391	1372	1461	1549	1638	1726	1814	1903	1991	2079	2168	2265	2583	
			<i>Two Semi-Attached Cushions</i>														
<b>BENCH / SEWN BISCUIT TUFTING</b>			<b>Overall:</b> 72"w 20.5"d 18"h			<b>Arm:</b> n/a			<b>COM:</b> 3 yds. (299-P) / 4 yds. (299-C)								
			<b>Seat:</b> 68"w 20.5"d 18"h			<b>Weight:</b> 55 lbs.			<b>COL:</b> 54 sq.ft. (299-P) / 72 sq.ft. (299-C)								
			<b>COM</b>	<b>COL</b>	<b>1</b>	<b>2</b>	<b>3</b>	<b>4</b>	<b>5</b>	<b>6</b>	<b>7</b>	<b>8</b>	<b>9</b>	<b>10</b>	<b>L1</b>	<b>L2</b>	
299-P		<b>299-P</b>	1180	1298	1245	1310	1375	1440	1504	1569	1634	1699	1764	1828	1956	2189	
			<i>Biscuit Tufted Tight Seat</i>														
		<b>299-C</b>	1244	1369	1353	1441	1530	1618	1707	1795	1883	1972	2060	2148	2327	2645	
			<i>Two Biscuit Tufted Semi-Attached Cushions</i>														
<b>TABLET ARMS</b>			<b>Overall:</b> 22"w 11"d 16"h (250-4L-4V-4C) / 18"w 9"d 16"h (290-4L-4V-4C)														
			<b>Weight:</b> 10 lbs. (250-4L-4V-4C) / 5 lbs. (290-4L-4V-4C)														
		<b>250-4L</b>	\$380 Laminate Tablet Arm - 22"w (Lounge)					<b>290-4L</b>	\$355 Laminate Tablet Arm - 18"w (Guest / Bench)								
			<i>High Pressure Laminate Face / Self Edge</i>						<i>High Pressure Laminate Face / Self Edge</i>								
		<b>250-4V</b>	\$530 Veneer Tablet Arm - 22"w (Lounge)					<b>290-4V</b>	\$376 Veneer Tablet Arm - 18"w (Guest / Bench)								
			<i>Sunburst Veneer Face / Vertical Grain Edgeband</i>						<i>Sunburst Veneer Face / Vertical Grain Edgeband</i>								
		<b>250-4C</b>	\$405 Corian Tablet Arm - 22"w (Lounge)					<b>290-4C</b>	\$345 Corian Tablet Arm - 18"w (Guest / Bench)								
			<i>Corian Face / Self Edge</i>						<i>Corian Face / Self Edge</i>								

Tablet Arm Is Non-Handed / May Be Used On Left Or Right Side



**DESCRIPTION:**

- Solid Cherry Legs & Rails
- Cherry Veneer Top Banded With Cherry Veneer
- 10 Year Warranty

**OPTIONS:**

Specify Exposed Wood Finish (See Page 6)



Square Edge Profile Standard

**CAMERA TABLES**

ITEM #:

SPECIFICATIONS | GRADES | LIST PRICES:

**LOW TABLE**



2516D18-L

2516D18-V

2516D18-C

**Overall:** 16"dia 18"h  
**Weight:** 20 lbs.

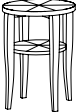
COM	COL	1	2	3	4	5	6	7	8	9	10	L1	L2
-----	-----	---	---	---	---	---	---	---	---	---	----	----	----

681  
High Pressure Laminate Face / Self Edge

815  
Sunburst Veneer Face / Vertical Grain Edgeband

835  
Corian Face / Self Edge

**TABLE WITH SHELF**



2518D22-L

2518D22-V

2518D22-C

**Overall:** 18"dia 22"h  
**Weight:** 25 lbs.

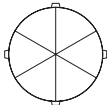
COM	COL	1	2	3	4	5	6	7	8	9	10	L1	L2
-----	-----	---	---	---	---	---	---	---	---	---	----	----	----

1090  
High Pressure Laminate Face / Self Edge

1285  
Sunburst Veneer Face & Shelf / Vertical Grain Edgeband

1220  
Corian Face / Self Edge

**COFFEE TABLE**



2522D16-L

2522D16-V

2522D16-C

**Overall:** 22"dia 16"h  
**Weight:** 30 lbs.

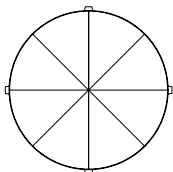
COM	COL	1	2	3	4	5	6	7	8	9	10	L1	L2
-----	-----	---	---	---	---	---	---	---	---	---	----	----	----

752  
High Pressure Laminate Face / Self Edge

981  
Sunburst Veneer Face / Vertical Grain Edgeband

1021  
Corian Face / Self Edge

**COFFEE TABLE**



2536D16-L

2536D16-V

2536D16-C

**Overall:** 36"dia 16"h  
**Weight:** 57 lbs.

COM	COL	1	2	3	4	5	6	7	8	9	10	L1	L2
-----	-----	---	---	---	---	---	---	---	---	---	----	----	----

1120  
High Pressure Laminate Face / Self Edge

1918  
Sunburst Veneer Face / Vertical Grain Edgeband


2022  
Corian Face / Self Edge

**DESCRIPTION:**

- Solid Cherry Legs & Rails
- Cherry Veneer Top Banded With Cherry Veneer
- 10 Year Warranty

**OPTIONS:**

Specify Exposed Wood Finish (See Page 6)



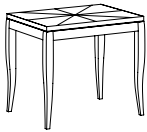
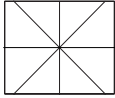
Square Edge Profile Standard

**TABLES**

ITEM #:

SPECIFICATIONS | GRADES | LIST PRICES:

**END TABLE**



252420-L

252420-V

252420-C

**Overall:** 24"w 20"d 22"h  
**Weight:** 35 lbs.

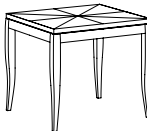
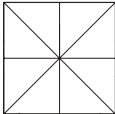
COM	COL	1	2	3	4	5	6	7	8	9	10	L1	L2
-----	-----	---	---	---	---	---	---	---	---	---	----	----	----

776  
High Pressure Laminate Face / Self Edge

966  
Sunburst Veneer Face / Vertical Grain Edgeband

1000  
Corian Face / Self Edge

**END TABLE**



252424-L

252424-V

252424-C

**Overall:** 24"w 24"d 22"h  
**Weight:** 40 lbs.

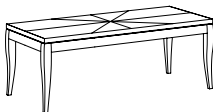
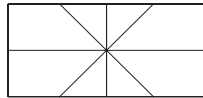
COM	COL	1	2	3	4	5	6	7	8	9	10	L1	L2
-----	-----	---	---	---	---	---	---	---	---	---	----	----	----

806  
High Pressure Laminate Face / Self Edge

1020  
Sunburst Veneer Face / Vertical Grain Edgeband

1165  
Corian Face / Self Edge

**COFFEE TABLE**



254220-L

254220-V

254220-C

**Overall:** 42"w 20"d 16"h  
**Weight:** 45 lbs.

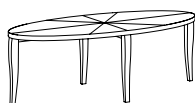
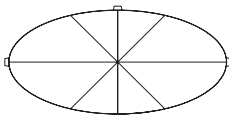
COM	COL	1	2	3	4	5	6	7	8	9	10	L1	L2
-----	-----	---	---	---	---	---	---	---	---	---	----	----	----

936  
High Pressure Laminate Face / Self Edge

1385  
Sunburst Veneer Top / Vertical Grain Edgeband

1495  
Corian Face / Self Edge

**OVAL COFFEE TABLE**



2548E16-L

2548E16-V

2548E16-C

**Overall:** 48"w 24"d 16"h  
**Weight:** 50 lbs.

COM	COL	1	2	3	4	5	6	7	8	9	10	L1	L2
-----	-----	---	---	---	---	---	---	---	---	---	----	----	----

1229  
High Pressure Laminate Face / Self Edge

1868  
Sunburst Veneer Face / Vertical Grain Edgeband


2027  
Corian Face / Self Edge

**DESCRIPTION:**

- Solid Cherry Legs & Rails
- Cherry Veneer Top Banded With Cherry Veneer
- 10 Year Warranty

**OPTIONS:**

Specify Exposed Wood Finish (See Page 6)



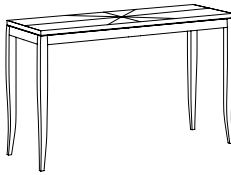
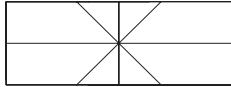
Square Edge Profile Standard

**TABLES**

ITEM #:

SPECIFICATIONS | GRADES | LIST PRICES:

**SOFA TABLE**



**Overall:** 48"w 18"d 30"h  
**Weight:** 50 lbs.

COM	COL	1	2	3	4	5	6	7	8	9	10	L1	L2
-----	-----	---	---	---	---	---	---	---	---	---	----	----	----

**254818-L**

1090  
*High Pressure Laminate Face / Self Edge*

**254818-V**

1504  
*Sunburst Veneer Face / Vertical Grain Edgeband*

**254818-C**

1699  
*Corian Face / Self Edge*

COVERS	OPTION #:	SPECIFICATIONS   LIST PRICES   AVAILABILITY:
<p>CONTRASTING COVERS</p> 	<p><b>Overall:</b> n/a</p> <hr/> <p><b>CC</b> \$105  <i>NOTE: If Two Or More Upholsteries Or Leathers Are Used On Any Piece Of Furniture, Then A Contrast Charge Will Apply Per Order. When Using Trinity Upholstery, The Higher Priced Upholstery Grade Will Be Used In Pricing, Unless It's Trinity Leather With Fabric Contrast Welt, Or COM With Trinity Contrast Welt, Then Contact Customer Service For Pricing.</i></p> <p><b>Available:</b> Radcliffe Square Collection</p>	

# CILO

---

## EXECUTIVE SEATING

Effective: January 1, 2017

**Modified: May 1, 2018**

T R I N I T Y

<b>Date:</b>	<b>Page:</b>	<b>Modification:</b>	<b>Description:</b>
10-10-17	Page 29	Addition	Polished Aluminum Caster Option
5-1-18	All Pages	5% Price Increase	Price List Reflects 5% Increase To January 1, 2017

**DESCRIPTION:**

- Upholstery Frames: Curved Plywood & Hardwood
- Seat / Back: High Density Polyurethane Foam
- Aluminum Arms: Polished Cast Aluminum Fitted w/ Black Rigid Urethane Arm Caps
- 10 Year Warranty

**OPTIONS:**

UA1 CILO Upholstered Arms ..... Contact Factory  
 Aluminum Base / Tilt Swivel w/ Lock / Pneumatic Seat Height Adj. .... \$79

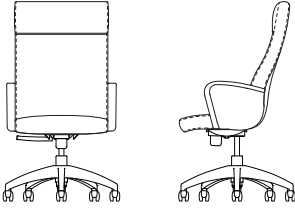
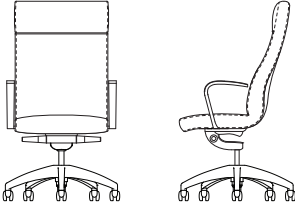
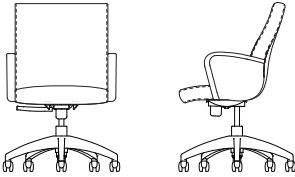
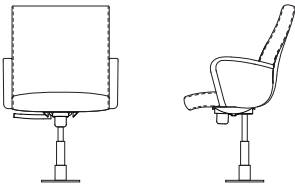
**Note: For All (-2) Item Numbers**

Aluminum Base / Knee Tilt Swivel / Pneumatic Seat Height & Side Tension Adj.

(Aluminum Control) ..... \$89

**Note: For All (-4) Item Numbers**

Base & Caster Options Available (See Pages 27-29)

EXECUTIVE		ITEM #:	SPECIFICATIONS   GRADES   LIST PRICES:													
<b>HIGH BACK / UPHOLSTERED ARM</b>			<b>Overall:</b> 24.75"w 28.5"d 44"-46.5"h			<b>Arm:</b> 27"-29"h			<b>COM:</b> 3 yds.							
			<b>Seat:</b> 22"w 19.75"d 18.5"-21"h			<b>Weight:</b> 62 lbs.			<b>COL:</b> 54 sq.ft.							
		<b>301-2</b>	COM	COL	1	2	3	4	5	6	7	8	9	10	L1	L2
			1138	1251	1205	1270	1335	1400	1464	1529	1594	1659	1724	1788	1919	2152
			<i>High Profile Black Base / Tilt Swivel w/ Lock / Pneumatic Seat Height Adjustment</i>													
		<b>301-4</b>	COM	COL	1	2	3	4	5	6	7	8	9	10	L1	L2
			1257	1383	1318	1383	1448	1513	1577	1642	1707	1772	1837	1902	2032	2265
			<i>High Profile Black Base / Knee Tilt Swivel / Pneumatic Seat Height &amp; Side Tension Adjustment</i>													
<b>HIGH BACK / ALUMINUM ARM</b>			<b>Overall:</b> 26.5"w 28.5"d 44"-46.5"h			<b>Arm:</b> 27"-29"h			<b>COM:</b> 2.5 yds.							
			<b>Seat:</b> 22"w 19.75"d 18.5"-21"h			<b>Weight:</b> 62 lbs.			<b>COL:</b> 45 sq.ft.							
		<b>302-2</b>	COM	COL	1	2	3	4	5	6	7	8	9	10	L1	L2
			1115	1227	1160	1213	1266	1319	1372	1425	1478	1531	1584	1638	1739	1930
			<i>High Profile Black Base / Tilt Swivel w/ Lock / Pneumatic Seat Height Adjustment</i>													
		<b>302-4</b>	COM	COL	1	2	3	4	5	6	7	8	9	10	L1	L2
			1230	1353	1269	1322	1375	1428	1481	1534	1587	1640	1693	1746	1848	2038
			<i>High Profile Black Base / Knee Tilt Swivel / Pneumatic Seat Height &amp; Side Tension Adjustment</i>													
<b>MID-BACK / UPHOLSTERED ARM</b>			<b>Overall:</b> 24.75"w 28"d 38.5"-41"h			<b>Arm:</b> 27"-29"h			<b>COM:</b> 2.25 yds.							
			<b>Seat:</b> 22"w 19.75"d 18.5"-21"h			<b>Weight:</b> 53 lbs.			<b>COL:</b> 41 sq.ft.							
		<b>305-2</b>	COM	COL	1	2	3	4	5	6	7	8	9	10	L1	L2
			1096	1206	1131	1178	1225	1272	1319	1367	1414	1461	1508	1555	1665	1834
			<i>High Profile Black Base / Tilt Swivel w/ Lock / Pneumatic Seat Height Adjustment</i>													
		<b>305-4</b>	COM	COL	1	2	3	4	5	6	7	8	9	10	L1	L2
			1216	1338	1244	1291	1338	1385	1433	1480	1527	1574	1621	1668	1778	1948
			<i>High Profile Black Base / Knee Tilt Swivel / Pneumatic Seat Height &amp; Side Tension Adjustment</i>													
<b>MID-BACK / UPHOLSTERED ARM JURY CHAIR</b>			<b>Overall:</b> 24.75"w 28"d 38.5"-41"h			<b>Arm:</b> 27"-29"h			<b>COM:</b> 2.25 yds.							
			<b>Seat:</b> 22"w 19.75"d 18.5"-21"h			<b>Weight:</b> 53 lbs.			<b>COL:</b> 41 sq.ft.							
		<b>305-5</b>	COM	COL	1	2	3	4	5	6	7	8	9	10	L1	L2
			1186	1305	1216	1240	1287	1333	1379	1426	1472	1518	1564	1611	1718	1885
			<i>Black Jury Base / Tilt Swivel w/ Lock / Pneumatic Seat Height Adjustment / 360° Self-Centering</i>													

**DESCRIPTION:**


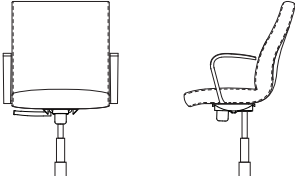
- Upholstery Frames: Curved Plywood & Hardwood
- Seat / Back: High Density Polyurethane Foam
- Aluminum Arms: Polished Cast Aluminum Fitted w/ Black Rigid Urethane Arm Caps
- 10 Year Warranty

**OPTIONS:**

UA1 CILO Upholstered Arms ..... Contact Factory  
 Aluminum Base / Tilt Swivel w/ Lock / Pneumatic Seat Height Adj. .... \$79  
**Note: For All (-2) Item Numbers**








Aluminum Base / Knee Tilt Swivel / Pneumatic Seat Height & Side Tension Adj. (Aluminum Control) ..... \$89  
**Note: For All (-4) Item Numbers**




Base & Caster Options Available (See Pages 27-29)

EXECUTIVE		ITEM #:	SPECIFICATIONS   GRADES   LIST PRICES:													
<b>MID-BACK / ALUMINUM ARM</b>			<b>Overall:</b> 26.5"w 28"d 38.5"-41"h			<b>Arm:</b> 27"-29"h			<b>COM:</b> 1.75 yds.							
			<b>Seat:</b> 22"w 19.75"d 18.5"-21"h			<b>Weight:</b> 53 lbs.			<b>COL:</b> 32 sq.ft.							
			<b>COM</b>	<b>COL</b>	<b>1</b>	<b>2</b>	<b>3</b>	<b>4</b>	<b>5</b>	<b>6</b>	<b>7</b>	<b>8</b>	<b>9</b>	<b>10</b>	<b>L1</b>	<b>L2</b>
		<b>306-2</b>	1084	1193	1096	1131	1167	1202	1237	1273	1308	1343	1379	1414	1495	1622
		<i>High Profile Black Base / Tilt Swivel w/ Lock / Pneumatic Seat Height Adjustment</i>														
	<b>306-4</b>	1204	1324	1209	1244	1280	1315	1350	1386	1421	1456	1492	1527	1608	1735	
<i>Black Base / Knee Tilt Swivel / Pneumatic Seat Height &amp; Side Tension Adjustment</i>																
<b>MID-BACK / ALUMINUM ARM JURY CHAIR</b>			<b>Overall:</b> 26.5"w 28"d 38.5"-41"h			<b>Arm:</b> 27"-29"h			<b>COM:</b> 1.75 yds.							
			<b>Seat:</b> 22"w 19.75"d 18.5"-21"h			<b>Weight:</b> 53 lbs.			<b>COL:</b> 32 sq.ft.							
			<b>COM</b>	<b>COL</b>	<b>1</b>	<b>2</b>	<b>3</b>	<b>4</b>	<b>5</b>	<b>6</b>	<b>7</b>	<b>8</b>	<b>9</b>	<b>10</b>	<b>L1</b>	<b>L2</b>
		<b>306-5</b>	1209	1330	1214	1227	1261	1296	1331	1366	1400	1435	1470	1505	1584	1709
		<i>Black Jury Base / Tilt Swivel w/ Lock / Pneumatic Seat Height Adjustment / 360° Self-Centering</i>														



BASES	OPTION #:	SPECIFICATIONS   LIST PRICES   AVAILABILITY:								
<p>TRANSITIONAL WOOD BASE</p> 	<p>TWB</p>	<p><b>Overall:</b> 25"w 25"d 5.5"h</p> <hr/> <p><b>\$158</b> Solid Hardwood Cap, Steel Reinforced 5 Prong Base With 55mm Black Dual Wheel Casters.</p> <p>OPTIONS:</p> <table border="0"> <tr> <td>Carpet Caster - 2" Metal Balls</td> <td>\$125 (Set Of 5)</td> </tr> <tr> <td>Antique Bronze Hooded Caster - 2" Rubber Ball</td> <td>\$115 (Set Of 5)</td> </tr> <tr> <td>Brass Hooded Black Caster - 2" Dual Wheels</td> <td>\$65 (Set Of 5)</td> </tr> </table> <p><b>Available:</b> <i>CILO Executive Seating</i></p>	Carpet Caster - 2" Metal Balls	\$125 (Set Of 5)	Antique Bronze Hooded Caster - 2" Rubber Ball	\$115 (Set Of 5)	Brass Hooded Black Caster - 2" Dual Wheels	\$65 (Set Of 5)		
Carpet Caster - 2" Metal Balls	\$125 (Set Of 5)									
Antique Bronze Hooded Caster - 2" Rubber Ball	\$115 (Set Of 5)									
Brass Hooded Black Caster - 2" Dual Wheels	\$65 (Set Of 5)									
<p>CLASSIC WOOD BASE</p> 	<p>CWB</p>	<p><b>Overall:</b> 28"w 28"d 5"h</p> <hr/> <p><b>\$158</b> Solid Hardwood Cap, Steel Reinforced 5 Prong Base With 55mm Black Dual Wheel Casters.</p> <p>OPTIONS:</p> <table border="0"> <tr> <td>Carpet Caster - 2" Metal Balls</td> <td>\$125 (Set Of 5)</td> </tr> <tr> <td>Antique Bronze Hooded Caster - 2" Rubber Ball</td> <td>\$115 (Set Of 5)</td> </tr> <tr> <td>Brass Hooded Black Caster - 2" Dual Wheels</td> <td>\$65 (Set Of 5)</td> </tr> <tr> <td>Brass Scuff Plates</td> <td>\$80 (Set Of 5)</td> </tr> </table> <p><b>Available:</b> <i>CILO Executive Seating</i></p>	Carpet Caster - 2" Metal Balls	\$125 (Set Of 5)	Antique Bronze Hooded Caster - 2" Rubber Ball	\$115 (Set Of 5)	Brass Hooded Black Caster - 2" Dual Wheels	\$65 (Set Of 5)	Brass Scuff Plates	\$80 (Set Of 5)
Carpet Caster - 2" Metal Balls	\$125 (Set Of 5)									
Antique Bronze Hooded Caster - 2" Rubber Ball	\$115 (Set Of 5)									
Brass Hooded Black Caster - 2" Dual Wheels	\$65 (Set Of 5)									
Brass Scuff Plates	\$80 (Set Of 5)									
<p>ARCHED RESIN BASE</p> 	<p>ARB</p>	<p><b>Overall:</b> 27"w 27"d 6.25"h</p> <hr/> <p>No Charge Black Reinforced Nylon 5 Prong Base With 55mm Black Dual Wheel Casters.</p> <p>OPTIONS:</p> <table border="0"> <tr> <td>Black Sculptured Glides</td> <td>No Upcharge</td> </tr> </table> <p><b>Available:</b> <i>CILO Executive Seating</i></p>	Black Sculptured Glides	No Upcharge						
Black Sculptured Glides	No Upcharge									
<p>POLISHED ALUMINUM BASE</p> 	<p>PAB</p>	<p><b>Overall:</b> 26"w 26"d 8"h</p> <hr/> <p><b>\$79</b> Polished Aluminum 5 Prong Base With 55mm Black Dual Wheel Casters</p> <p>OPTIONS:</p> <table border="0"> <tr> <td>C4 Black Sculptured Glides</td> <td>No Upcharge (Set Of 5)</td> </tr> <tr> <td>C5 Polished Aluminum Hooded Casters</td> <td>\$80 (Set Of 5)</td> </tr> </table> <p><b>Available:</b> <i>CILO Executive Seating</i></p>	C4 Black Sculptured Glides	No Upcharge (Set Of 5)	C5 Polished Aluminum Hooded Casters	\$80 (Set Of 5)				
C4 Black Sculptured Glides	No Upcharge (Set Of 5)									
C5 Polished Aluminum Hooded Casters	\$80 (Set Of 5)									

BASES / CASTERS	OPTION #:	SPECIFICATIONS   LIST PRICES   AVAILABILITY:
<p><b>HIGH PROFILE BASE</b></p> 	<p><b>HPB</b></p> <p>Standard CILO Base - No Charge  <i>Black Reinforced Nylon 5 Prong Base With 55mm Black Dual Wheel Casters</i></p> <p><i>Available: CILO Executive Seating</i></p>	
<p><b>JURY BASE</b></p> 	<p><b>JRB</b></p> <p><i>Overall: 8.5" Diameter 3.75"h</i></p> <p>\$158  <i>360° Rotation, Self Centering With Pneumatic Height Adjustment</i></p> <p>OPTIONS:      No Rotation</p> <p><i>Available: CILO Executive Seating</i></p>	
<p><b>CASTERS</b></p> <div style="display: flex; flex-wrap: wrap;"> <div style="width: 50%;">  <p>(C1) Carpet Caster - 2" Metal Balls</p> </div> <div style="width: 50%;">  <p>(C2) Antique Bronze Hooded Caster - 2" Rubber Ball</p> </div> <div style="width: 50%;">  <p>(C3) Brass Hooded Black Caster - 2" Dual Wheels</p> </div> <div style="width: 50%;">  <p>(C4) Black Sculptured Glide - 2" Flat Bottom Glide</p> </div> <div style="width: 50%;">  <p>(C5) Polished Aluminum Caster - 2" Dual Wheels</p> </div> </div>	<p><i>Overall: 2"h</i></p> <p><b>C1</b> \$131 (Set Of 5)  <i>Carpet Caster - 2" Metal Balls (Additional Finishes Available)</i></p> <p><b>C2</b> \$121 (Set Of 5)  <i>Antique Bronze Hooded Caster - 2" Rubber Ball (Additional Finishes Available)</i></p> <p><b>C3</b> \$68 (Set Of 5)  <i>Brass Hooded Black Caster - 2" Dual Wheels (Additional Finishes Available)</i></p> <p><b>C4</b> No Charge (Set Of 5)  <i>Black Sculptured Glide - 2" Flat Bottom Glide</i></p> <p><b>C5</b> \$84 (Set Of 5)  <i>Polished Aluminum Hooded Caster - 2" Dual Wheels</i></p> <p><i>Available: CILO Executive Seating</i></p>	

SCUFF PLATES / ARMS / COVERS	OPTION #:	SPECIFICATIONS   LIST PRICES   AVAILABILITY:
<p>SCUFF PLATES</p> 	<p><b>SP</b></p> <p>\$84 (Set Of 5) <i>(Specify Brass Or Pewter)</i></p> <p><b>Available: Classic Base Only</b></p>	
<p>CILO UPHOLSTERED ARMS</p> 	<p><b>UA1</b></p> <p>Contact Factory For Pricing <i>(Specify Fabric Or Leather)</i></p> <p><b>Available: CILO Executive Chairs</b></p>	
<p>CONTRASTING COVERS</p> 	<p><b>CC</b></p> <p>\$105</p> <p><i>NOTE: If Two Or More Upholsteries Or Leathers Are Used On Any Piece Of Furniture, Then A Contrast Charge Will Apply Per Order. When Using Trinity Upholstery, The Higher Priced Upholstery Grade Will Be Used In Pricing, Unless It's Trinity Leather With Fabric Contrast Welt, Or COM With Trinity Contrast Welt, Then Contact Customer Service For Pricing.</i></p> <p><b>Available: CILO Executive Chairs</b></p>	

*Swerve*

---

LOUNGE SEATING

Effective: January 1, 2017

**Modified: May 1, 2018**

T R I N I T Y

<b>Date:</b>	<b>Page:</b>	<b>Modification:</b>	<b>Description:</b>
9-15-17	Page 33	Change / Correction	#343 Base To 360° Swivel / Adj. Pricing
3-02-18	Page 33	Addition	#344 Self-Return 180° Swivel
5-1-18	All Pages	5% Price Increase	Price List Reflects 5% Increase To January 1, 2017

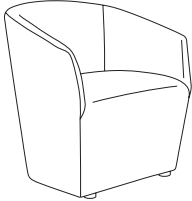
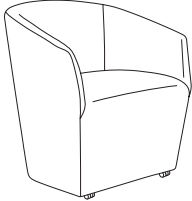
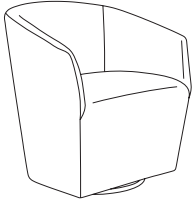
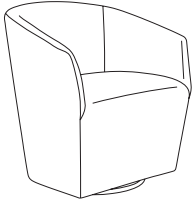
**DESCRIPTION:**

- Upholstery Frames: Hardwood & Plywood
- Seat: High Density Foam Over Sheet Webbing
- Back: High Density Foam Over Plywood Frame
- 10 Year Warranty

**OPTIONS:**

Feather Down & Polyester Pillows Available (See Page 5)

**NOTE: Trinity Must Approve Fabric Selection Before Ordering.**

LOUNGE		ITEM #:	SPECIFICATIONS   GRADES   LIST PRICES:													
	LOUNGE CHAIR / FULLY UPHOLSTERED	341	Overall: 30"w 24.5"d 31.5"h			Arm: 25.5"h			COM: 3.25 yds.							
	Seat: 24"w 19"d 18.5"h			Weight: 58 lbs.			COL: 59 sq.ft.									
	COM		COL	1	2	3	4	5	6	7	8	9	10	L1	L2	
			865	951	959	1030	1100	1171	1242	1312	1383	1454	1524	1595	1686	1941
			Tight Seat & Back / Round Black Plastic Legs													
	LOUNGE CHAIR / FULLY UPHOLSTERED	342	Overall: 30"w 24.5"d 31.5"h			Arm: 25.5"h			COM: 3.25 yds.							
	Seat: 24"w 19"d 18.5"h			Weight: 58 lbs.			COL: 59 sq.ft.									
	COM		COL	1	2	3	4	5	6	7	8	9	10	L1	L2	
			860	946	954	1025	1096	1166	1237	1308	1378	1449	1520	1590	1681	1936
			Tight Seat & Back / Dual Wheel Casters													
	LOUNGE CHAIR / FULLY UPHOLSTERED	343	Overall: 30"w 24.5"d 32"h			Arm: 26"h			COM: 3.25 yds.							
	Seat: 24"w 19"d 19"h			Weight: 58 lbs.			COL: 59 sq.ft.									
	COM		COL	1	2	3	4	5	6	7	8	9	10	L1	L2	
			953	1048	1042	1113	1184	1254	1325	1396	1466	1537	1608	1678	1770	2024
			Tight Seat & Back / 360° Swivel Base													
	LOUNGE CHAIR / FULLY UPHOLSTERED	344	Overall: 30"w 24.5"d 32"h			Arm: 26"h			COM: 3.25 yds.							
	Seat: 24"w 19"d 19"h			Weight: 58 lbs.			COL: 59 sq.ft.									
	COM		COL	1	2	3	4	5	6	7	8	9	10	L1	L2	
			978	1075	1066	1136	1207	1278	1349	1419	1490	1561	1631	1702	1793	2048
			Tight Seat & Back / Self-Return 180° Swivel Base													



---

STACKING SEATING

Effective: January 1, 2017

**Modified: May 1, 2018**

T R I N I T Y

<b>Date:</b>	<b>Page:</b>	<b>Modification:</b>	<b>Description:</b>
5-1-18	All Pages	5% Price Increase	Price List Reflects 5% Increase To January 1, 2017

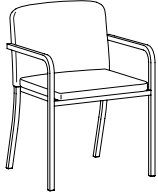







**DESCRIPTION:**

- Seat: High Density Polyurethane Foam Over Sheet Webbing
- Back: High Density Polyurethane Foam Over Hardwood Frame
- Wallsaver Legs
- Powder Coated Steel Frame (Platinum #501 Standard)
- Top Stching Standard
- 10 Year Warranty

**OPTIONS:**

- WAC Wood Arm Caps (Specify Finish)..... \$105 Pair
  - WCA White Corian Arm Caps ..... \$336 Pair
  - SGS Soft Ganging Straps .....\$19 Per Seat
  - D350-6 Single Stacking Cart (Stacks 10 Chairs).....\$698
  - D350-12 Double Stacing Cart (Stacks 20 Chairs).....\$1019
- Contact Factory For Additional Powder Coat Colors (Minimum Quantity 5)

GUEST / STACKING		ITEM #:	SPECIFICATIONS   GRADES   LIST PRICES:														
<b>ARM CHAIR</b>  	350	<b>Overall:</b> 22"w 23"d 32.5"h <b>Seat:</b> 19.75"w 18.5"d 18.25"h	<b>Arm:</b> 24.25"h <b>Weight:</b> 35 lbs.	<b>COM:</b> 1.5 yds. <b>COL:</b> 27 sq.ft.													
		<b>COM</b> <b>COL</b> <b>1</b> <b>2</b> <b>3</b> <b>4</b> <b>5</b> <b>6</b> <b>7</b> <b>8</b> <b>9</b> <b>10</b> <b>L1</b> <b>L2</b>															
		678   746   712   747   876   934   993   1052   1110   1169   1228   1287   929   1013 <i>Powder Coated Steel Frame / Tight Seat &amp; Back</i>															
<b>ARMLESS CHAIR</b>  	351	<b>Overall:</b> 20"w 23"d 32.5"h <b>Seat:</b> 18.5"w 18.5"d 18.25"h	<b>Arm:</b> n/a <b>Weight:</b> 30 lbs.	<b>COM:</b> 1.5 yds. <b>COL:</b> 27 sq.ft.													
		<b>COM</b> <b>COL</b> <b>1</b> <b>2</b> <b>3</b> <b>4</b> <b>5</b> <b>6</b> <b>7</b> <b>8</b> <b>9</b> <b>10</b> <b>L1</b> <b>L2</b>															
		573   631   613   648   683   719   754   789   825   860   896   931   971   1098 <i>Powder Coated Steel Frame / Tight Seat &amp; Back</i>															

ARM CAPS / GANGING / STACKING OPTION #:	SPECIFICATIONS   LIST PRICES   AVAILABILITY:
<p><b>SOLID WOOD ARM CAPS</b></p>  <p><b>WAC</b></p>	<p><b>Overall:</b> .875"w 11"d .4375"h</p> <hr/> <p><b>\$105 (Set Of 2)</b> <i>(Specify Finish)</i></p> <p><b>Available:</b> <i>Armed Zee Chairs</i></p>
<p><b>WHITE CORIAN ARM CAPS</b></p>  <p><b>WCA</b></p>	<p><b>Overall:</b> .875"w 11"d .4375"h</p> <hr/> <p><b>\$336 (Set Of 2)</b> <i>(Available Only In White)</i></p> <p><b>Available:</b> <i>Armed Zee Chairs</i></p>
<p><b>GANGING STRAPS</b></p>  <p><b>SGS</b></p>	<p><b>Overall:</b> 4"w 2"d</p> <hr/> <p><b>\$19 Per Seat</b> <i>Black Velcro Soft Ganging Straps</i></p> <p><b>Available:</b> <i>Armed Zee Chairs</i></p>
<p><b>STACKING CARTS</b></p>  <p><b>D350-6</b></p> <p><b>D350-12</b></p> <p>Single Stacking</p> <p>Double Stacking</p>	<p><b>Overall:</b> 26"w 37"d 12"h (Single Stacking Cart) / 37"w 50"d 12"h (Double Stacking Cart)</p> <hr/> <p><b>\$698</b> <i>Single Stacking Cart (Stacks 6 Chairs)</i></p> <p><b>\$1019</b> <i>Double Stacking Cart (Stacks 12 Chairs)</i></p> <p><b>Available:</b> <i>Zee Chairs</i></p>

COVERS	OPTION #:	SPECIFICATIONS   LIST PRICES   AVAILABILITY:
<p>CONTRASTING COVERS</p> 	<p><b>Overall:</b> n/a</p> <hr/> <p><b>CC</b> \$105  <i>NOTE: If Two Or More Upholsteries Or Leathers Are Used On Any Piece Of Furniture, Then A Contrast Charge Will Apply Per Order. When Using Trinity Upholstery, The Higher Priced Upholstery Grade Will Be Used In Pricing, Unless It's Trinity Leather With Fabric Contrast Welt, Or COM With Trinity Contrast Welt, Then Contact Customer Service For Pricing.</i></p> <p><b>Available:</b> Zee Collection</p>	

# STEEL

---

GUEST SEATING

Effective: January 1, 2017

**Modified: May 1, 2018**

T R I N I T Y





<b>Date:</b>	<b>Page:</b>	<b>Modification:</b>	<b>Description:</b>
6-11-18 9-25-19	Page 40 Page 40-41	Price Change Product Discontinued	Changed Pricing on 360-B / 360-P Removed All Polished Finish Style Numbers

**DESCRIPTION:**

- Seat: High Density Polyurethane Foam Over Strap Webbing
- Back: High Density Polyurethane Foam Over Hardwood Frame
- Wallsaver Legs
- Powder Coated Steel Frame (Gun Metal #HHF2-C0003-C50 Standard)
- Brushed / Polished Stainless Steel Frame
- Top Stitching Standard
- 10 Year Warranty

**OPTIONS:**

- SWA Solid Wood Arm Caps (Specify Finish)..... \$126 Pair
- WCA White Corian Arm Caps ..... \$368 Pair
- SGS Soft Ganging Straps ..... \$19 Per Seat
- Upholstered Arm Panels Available (See Page 41)
- Removable Velcro Seat Covers Over Antimicrobial Moisture Barrier:
  - Item #: 360/362 ..... \$63 List
  - Item #: 361/363 ..... \$68 List
  - Item #: 364/365 ..... \$84 List
- Contact Factory For Additional Powder Coat Frame Colors (Minimum Quantity 5)

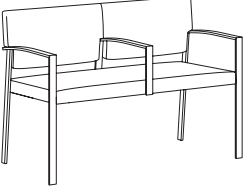
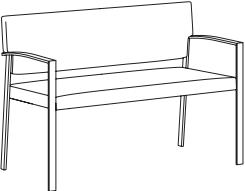

GUEST	ITEM #:	SPECIFICATIONS   GRADES   LIST PRICES:													
		<b>Overall:</b> 24"w 24"d 33"h				<b>Arm:</b> 26"h				<b>COM:</b> 1.5 yds.					
		<b>Seat:</b> 21"w 19"d 19"h				<b>Weight:</b> 27 lbs.				<b>COL:</b> 27 sq.ft.					
		<b>COM</b>	<b>COL</b>	<b>1</b>	<b>2</b>	<b>3</b>	<b>4</b>	<b>5</b>	<b>6</b>	<b>7</b>	<b>8</b>	<b>9</b>	<b>10</b>	<b>L1</b>	<b>L2</b>
	<b>360-PC</b>	878	966	898	931	965	999	1032	1066	1100	1133	1167	1201	1256	1377
		<i>Powder Coated Steel Frame / Tight Seat &amp; Back</i>													
	<b>360-B</b>	1196	1316	1198	1232	1266	1299	1333	1367	1400	1434	1468	1501	1557	1678
		<i>Brushed Stainless Steel Frame / Tight Seat &amp; Back</i>													
		<b>Overall:</b> 30"w 24"d 33"h				<b>Arm:</b> 26"h				<b>COM:</b> 2 yds.					
		<b>Seat:</b> 27"w 19"d 19"h				<b>Weight:</b> 37 lbs.				<b>COL:</b> 36 sq.ft.					
		<b>COM</b>	<b>COL</b>	<b>1</b>	<b>2</b>	<b>3</b>	<b>4</b>	<b>5</b>	<b>6</b>	<b>7</b>	<b>8</b>	<b>9</b>	<b>10</b>	<b>L1</b>	<b>L2</b>
	<b>361-PC</b>	1023	1126	1046	1085	1125	1164	1203	1242	1282	1321	1360	1400	1467	1609
		<i>Powder Coated Steel Frame / Tight Seat &amp; Back / 500 lbs. Weight Rating</i>													
	<b>361-B</b>	1270	1397	1279	1319	1358	1397	1437	1476	1515	1554	1594	1633	1701	1842
		<i>Brushed Stainless Steel Frame / Tight Seat &amp; Back / 500 lbs. Weight Rating</i>													
		<b>Overall:</b> 24"w 24"d 38"h				<b>Arm:</b> 26"h				<b>COM:</b> 1.75 yds.					
		<b>Seat:</b> 21"w 19"d 19"h				<b>Weight:</b> 32 lbs.				<b>COL:</b> 32 sq.ft.					
		<b>COM</b>	<b>COL</b>	<b>1</b>	<b>2</b>	<b>3</b>	<b>4</b>	<b>5</b>	<b>6</b>	<b>7</b>	<b>8</b>	<b>9</b>	<b>10</b>	<b>L1</b>	<b>L2</b>
	<b>362-PC</b>	916	1008	934	967	1001	1035	1068	1102	1136	1169	1203	1237	1293	1414
		<i>Powder Coated Steel Frame / Tight Seat &amp; Back</i>													
	<b>362-B</b>	1173	1290	1176	1210	1243	1277	1311	1344	1378	1412	1445	1479	1535	1657
		<i>Brushed Stainless Steel Frame / Tight Seat &amp; Back</i>													
		<b>Overall:</b> 30"w 24"d 38"h				<b>Arm:</b> 26"h				<b>COM:</b> 2 yds.					
		<b>Seat:</b> 21"w 19"d 19"h				<b>Weight:</b> 42 lbs.				<b>COL:</b> 36 sq.ft.					
		<b>COM</b>	<b>COL</b>	<b>1</b>	<b>2</b>	<b>3</b>	<b>4</b>	<b>5</b>	<b>6</b>	<b>7</b>	<b>8</b>	<b>9</b>	<b>10</b>	<b>L1</b>	<b>L2</b>
	<b>363-PC</b>	1044	1149	1066	1105	1145	1184	1223	1262	1302	1341	1380	1420	1488	1629
		<i>Powder Coated Steel Frame / Tight Seat &amp; Back / 500 lbs. Weight Rating</i>													
	<b>363-B</b>	1291	1421	1300	1339	1378	1417	1457	1496	1535	1574	1614	1653	1721	1863
		<i>Brushed Stainless Steel Frame / Tight Seat &amp; Back / 500 lbs. Weight Rating</i>													

**DESCRIPTION:**

- Seat: High Density Polyurethane Foam Over Strap Webbing
- Back: High Density Polyurethane Foam Over Hardwood Frame
- Wallsaver Legs
- Powder Coated Steel Frame (Gun Metal #HHF2-C0003-C50 Standard)
- Brushed / Polished Stainless Steel Frame
- Top Stitching Standard
- 10 Year Warranty

**OPTIONS:**

- SWA Solid Wood Arm Caps (Specify Finish)..... \$126 Pair
- WCA White Corian Arm Caps ..... \$368 Pair
- SGS Soft Ganging Straps ..... \$19 Per Seat
- Upholstered Arm Panels Available (See Page 41)
- Removable Velcro Seat Covers Over Antimicrobial Moisture Barrier:
  - Item #: 360/362 ..... \$63 List
  - Item #: 361/363 ..... \$68 List
  - Item #: 364/365 ..... \$84 List
- Contact Factory For Additional Powder Coat Frame Colors (Minimum Quantity 5)

GUEST	ITEM #:	SPECIFICATIONS   GRADES   LIST PRICES:													
		<b>Overall:</b> 46.5"w 24"d 33"h			<b>Arm:</b> 26"h			<b>COM:</b> 3.25 yds.							
		<b>Seat:</b> 21"42"w 19"d 19"h			<b>Weight:</b> 47 lbs.			<b>COL:</b> 59 sq.ft.							
		<b>COM</b>	<b>COL</b>	<b>1</b>	<b>2</b>	<b>3</b>	<b>4</b>	<b>5</b>	<b>6</b>	<b>7</b>	<b>8</b>	<b>9</b>	<b>10</b>	<b>L1</b>	<b>L2</b>
	<b>364-PC</b>	1481	1629	1535	1602	1669	1737	1804	1871	1939	2006	2073	2141	2253	2496
		<i>Powder Coated Steel Frame / Tight Seat &amp; Back</i>													
	<b>364-B</b>	1970	2167	1997	2064	2132	2199	2267	2334	2401	2469	2536	2603	2716	2958
		<i>Brushed Stainless Steel Frame / Tight Seat &amp; Back</i>													
		<b>Overall:</b> 46.5"w 24"d 33"h			<b>Arm:</b> 26"h			<b>COM:</b> 3.25 yds.							
		<b>Seat:</b> 21"42"w 19"d 19"h			<b>Weight:</b> 45 lbs.			<b>COL:</b> 59 sq.ft.							
		<b>COM</b>	<b>COL</b>	<b>1</b>	<b>2</b>	<b>3</b>	<b>4</b>	<b>5</b>	<b>6</b>	<b>7</b>	<b>8</b>	<b>9</b>	<b>10</b>	<b>L1</b>	<b>L2</b>
	<b>365-PC</b>	1462	1608	1517	1584	1651	1719	1786	1854	1921	1988	2056	2123	2235	2478
		<i>Powder Coated Steel Frame / Tight Seat &amp; Back</i>													
	<b>365-B</b>	1771	1948	1809	1876	1943	2011	2078	2145	2213	2280	2347	2415	2527	2770
		<i>Brushed Stainless Steel Frame / Tight Seat &amp; Back</i>													
		<b>Overall:</b> 1.5"w 21.25"d 10"h			<b>Arm:</b> n/a			<b>COM:</b> TBD yds.							
		<b>Seat:</b> n/a			<b>Weight:</b> 6 lbs.			<b>COL:</b> TBD sq.ft.							
		<b>COM</b>	<b>COL</b>	<b>1</b>	<b>2</b>	<b>3</b>	<b>4</b>	<b>5</b>	<b>6</b>	<b>7</b>	<b>8</b>	<b>9</b>	<b>10</b>	<b>L1</b>	<b>L2</b>
	<b>360-AP</b>	125	130	172	196	220	243	267	291	315	338	362	386	408	493
		<i>(2) Upholstered Arm Panels</i>													

**ARM CAP OPTION:**



Solid Wood Arm Caps - \$120 Pair  
White Corian Arm Caps - \$350 Pair

**ROUNDED ARM OPTION:**



Rounded Arm Option Available At No Charge.  
(Contact Factory For Pricing & Quantities)

**CLOSED ARM PANEL OPTION:**



(See Above Pricing)

ARM CAPS / STRAPS / COVERS	OPTION #:	SPECIFICATIONS   LIST PRICES   AVAILABILITY:
<p>SOLID WOOD ARM CAPS</p> 	<p>SWA</p>	<p><b>Overall:</b> 1.375"w 14"d .4375"h</p> <hr/> <p>\$126 (Set Of 2) <i>(Specify Finish)</i></p> <p><b>Available:</b> Steel Chairs</p>
<p>WHITE CORIAN ARM CAPS</p> 	<p>WCA</p>	<p><b>Overall:</b> 1.375"w 14"d .4375"h</p> <hr/> <p>\$368 (Set Of 2) <i>(Available Only In White)</i></p> <p><b>Available:</b> Steel Chairs</p>
<p>GANGING STRAPS</p> 	<p>SGS</p>	<p><b>Overall:</b> 4"w 2"d</p> <hr/> <p>\$19 Per Seat <i>Black Velcro Soft Ganging Straps</i></p> <p><b>Available:</b> Steel Chairs</p>
<p>REMOVABLE COVERS</p> 	<p>360/362 361/363 364/365</p>	<p><b>Overall:</b> n/a</p> <hr/> <p>\$63 \$68 \$84 <i>Removable Velcro Seat Covers Over Antimicrobial Moisture Barrier.</i></p> <p><b>Available:</b> Steel Chairs</p>



CONTRASTING COVERS	OPTION #:	SPECIFICATIONS   LIST PRICES   AVAILABILITY:
<p>CONTRASTING COVERS</p> 	<p><b>CC</b></p>	<p><i>Overall: n/a</i></p> <hr/> <p><b>\$105</b>  <i>NOTE: If Two Or More Upholsteries Or Leathers Are Used On Any Piece Of Furniture, Then A Contrast Charge Will Apply Per Order. When Using Trinity Upholstery, The Higher Priced Upholstery Grade Will Be Used In Pricing, Unless It's Trinity Leather With Fabric Contrast Welt, Or COM With Trinity Contrast Welt, Then Contact Customer Service For Pricing.</i></p> <p><b>Available: Steel Chairs</b></p>

# EDGE

---

LOUNGE / GUEST

Effective: January 1, 2017

Modified: May 1, 2018

T R I N I T Y



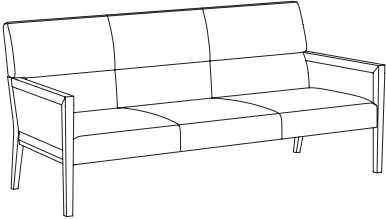
<b>Date:</b>	<b>Page:</b>	<b>Modification:</b>	<b>Description:</b>
5-1-18	All Pages	5% Price Increase	Price List Reflects 5% Increase To January 1, 2017

**DESCRIPTION:**

- Upholstery Frames: Hardwood & Plywood
- Seat: High Density Polyurethane Foam Over Sheet Webbing
- Back: High Density Polyurethane Foam Over Hardwood Frame
- Exposed Wood Frame: Solid Maple
- Lumbar Support
- 10 Year Warranty

**OPTIONS:**

Feather Down & Polyester Pillows Available (See Page 5)  
Specify Exposed Wood Finish (See Page 6)




LOUNGE		ITEM #:	SPECIFICATIONS   GRADES   LIST PRICES:													
	371-P	<b>Overall:</b> 27"w 30.25"d 34.5"h <b>Seat:</b> 23.5"w 21"d 17.5"h	<b>Arm:</b> 23"h <b>Weight:</b> 35 lbs.	<b>COM:</b> 3.25 yds. <b>COL:</b> 59 sq.ft.												
		COM	COL	1	2	3	4	5	6	7	8	9	10	L1	L2	
		1280	1408	1351	1422	1493	1564	1634	1705	1776	1846	1917	1988	2090	2345	
Tight Seat & Back																
	372-P	<b>Overall:</b> 51"w 30.25"d 34.5"h <b>Seat:</b> 47.5"w 21"d 17.5"h	<b>Arm:</b> 23"h <b>Weight:</b> 65 lbs.	<b>COM:</b> 5.25 yds. <b>COL:</b> 95 sq.ft.												
		COM	COL	1	2	3	4	5	6	7	8	9	10	L1	L2	
		1800	1980	1937	2055	2173	2291	2409	2527	2644	2762	2880	2998	3166	3591	
Tight Seat & Back																
	373-P	<b>Overall:</b> 76.5"w 30.25"d 34.5"h <b>Seat:</b> 73"w 21"d 17.5"h	<b>Arm:</b> 23"h <b>Weight:</b> 95 lbs.	<b>COM:</b> 7.25 yds. <b>COL:</b> 131 sq.ft.												
		COM	COL	1	2	3	4	5	6	7	8	9	10	L1	L2	
		2188	2406	2398	2563	2728	2893	3058	3223	3388	3553	3718	3883	4104	4697	
Tight Seat & Back																

**DESCRIPTION:**

- Upholstery Frames: Hardwood & Plywood
- Seat: High Density Polyurethane Foam Over Sheet Webbing
- Back: High Density Polyurethane Foam Over Hardwood Frame
- Exposed Wood Frame: Solid Maple
- Lumbar Support
- 10 Year Warranty

**OPTIONS:**

- Feather Down & Polyester Pillows Available (See Page 5)
- Specify Exposed Wood Finish (See Page 6)




LOUNGE		ITEM #:	SPECIFICATIONS   GRADES   LIST PRICES:													
	LOUNGE CHAIR / OPEN ARM	374-P	<b>Overall:</b> 27"w 30.25"d 34.5"h		<b>Arm:</b> 23"h		<b>COM:</b> 2.5 yds.									
	<b>Seat:</b> 23.5"w 21"d 17.5"h		<b>Weight:</b> 33 lbs.		<b>COL:</b> 45 sq.ft.											
	<b>COM</b>		<b>COL</b>	<b>1</b>	<b>2</b>	<b>3</b>	<b>4</b>	<b>5</b>	<b>6</b>	<b>7</b>	<b>8</b>	<b>9</b>	<b>10</b>	<b>L1</b>	<b>L2</b>	
			1167	1283	1209	1262	1315	1368	1421	1474	1527	1580	1633	1686	1770	1961
			<i>Tight Seat &amp; Back</i>													
	TWO PLACE SOFA / OPEN ARM	375-P	<b>Overall:</b> 51"w 30.25"d 34.5"h		<b>Arm:</b> 23"h		<b>COM:</b> 4.5 yds.									
	<b>Seat:</b> 47.5"w 21"d 17.5"h		<b>Weight:</b> 63 lbs.		<b>COL:</b> 81 sq.ft.											
	<b>COM</b>		<b>COL</b>	<b>1</b>	<b>2</b>	<b>3</b>	<b>4</b>	<b>5</b>	<b>6</b>	<b>7</b>	<b>8</b>	<b>9</b>	<b>10</b>	<b>L1</b>	<b>L2</b>	
			1685	1853	1793	1893	1993	2094	2194	2294	2394	2494	2594	2695	2844	3205
			<i>Tight Seat &amp; Back</i>													
	THREE PLACE SOFA / OPEN ARM	376-P	<b>Overall:</b> 76.5"w 30.25"d 34.5"h		<b>Arm:</b> 23"h		<b>COM:</b> 6.5 yds.									
	<b>Seat:</b> 73"w 21"d 17.5"h		<b>Weight:</b> 93 lbs.		<b>COL:</b> 117 sq.ft.											
	<b>COM</b>		<b>COL</b>	<b>1</b>	<b>2</b>	<b>3</b>	<b>4</b>	<b>5</b>	<b>6</b>	<b>7</b>	<b>8</b>	<b>9</b>	<b>10</b>	<b>L1</b>	<b>L2</b>	
			2074	2282	2256	2403	2550	2698	2845	2992	3140	3287	3434	3582	3783	4314
			<i>Tight Seat &amp; Back</i>													

**DESCRIPTION:**

- Upholstery Frames: Hardwood & Plywood
- Seat: High Density Polyurethane Foam Over Sheet Webbing
- Back: High Density Polyurethane Foam Over Hardwood Frame
- Exposed Wood Frame: Solid Maple
- Wallsaver Legs
- 10 Year Warranty

**OPTIONS:**

Specify Exposed Wood Finish (See Page 6)


GUEST	ITEM #:	SPECIFICATIONS   GRADES   LIST PRICES:													
		<b>Overall:</b> 22"w 24"d 33"h		<b>Arm:</b> 25"h		<b>COM:</b> 2 yds. (380) / 2 yds. (381)									
		<b>Seat:</b> 19.5"w 17.75"d 18.75"h		<b>Weight:</b> 26 lbs.		<b>COL:</b> 36 sq.ft. (380) / 36 sq.ft. (381)									
		<b>COM</b>	<b>COL</b>	<b>1</b>	<b>2</b>	<b>3</b>	<b>4</b>	<b>5</b>	<b>6</b>	<b>7</b>	<b>8</b>	<b>9</b>	<b>10</b>	<b>L1</b>	<b>L2</b>
	<b>380</b>	860	946	896	937	978	1020	1061	1102	1143	1185	1226	1267	1314	1462
		<i>Upholstered Back / Tight Seat &amp; Back</i>													
	<b>381</b>	963	1060	993	1034	1076	1117	1158	1199	1241	1282	1323	1364	1410	1558
		<i>Wood Back / Tight Seat &amp; Back</i>													
		<b>Overall:</b> 22"w 24"d 33"h		<b>Arm:</b> 25"h		<b>COM:</b> 1.5 yds. (382) / 1.25 yds. (383)									
		<b>Seat:</b> 19.5"w 17.75"d 18.75"h		<b>Weight:</b> 22 lbs.		<b>COL:</b> 27 sq.ft. (382) / 23 sq.ft. (383)									
		<b>COM</b>	<b>COL</b>	<b>1</b>	<b>2</b>	<b>3</b>	<b>4</b>	<b>5</b>	<b>6</b>	<b>7</b>	<b>8</b>	<b>9</b>	<b>10</b>	<b>L1</b>	<b>L2</b>
	<b>382</b>	810	891	771	854	884	913	943	972	1002	1031	1060	1090	1127	1233
		<i>Upholstered Back / Tight Seat &amp; Back</i>													
	<b>383</b>	905	996	861	927	950	974	997	1021	1044	1068	1092	1115	1147	1232
		<i>Wood Back / Tight Seat &amp; Back</i>													
		<b>Overall:</b> 22"w 24"d 33"h		<b>Arm:</b> 25"h		<b>COM:</b> 1.5 yds. (384) / 1.25 yds. (385)									
		<b>Seat:</b> 19.5"w 17.75"d 18.75"h		<b>Weight:</b> 17 lbs.		<b>COL:</b> 27 sq.ft. (384) / 23 sq.ft. (385)									
		<b>COM</b>	<b>COL</b>	<b>1</b>	<b>2</b>	<b>3</b>	<b>4</b>	<b>5</b>	<b>6</b>	<b>7</b>	<b>8</b>	<b>9</b>	<b>10</b>	<b>L1</b>	<b>L2</b>
	<b>384</b>	745	819	775	810	845	881	916	951	987	1022	1057	1093	1136	1263
		<i>Upholstered Back / Tight Seat &amp; Back</i>													
	<b>385</b>	777	854	781	805	828	852	876	899	923	946	970	993	1026	1110
		<i>Wood Back / Tight Seat &amp; Back</i>													

**DESCRIPTION:**

- Exposed Frames: Solid Maple, Self Edge, Vertical Direction
- Veneer Top: Maple
- 10 Year Warranty

**OPTIONS:**

Specify Exposed Wood Finish / Laminate (See Page 6)



Square Edge Profile Standard

**TABLES**

**ROUND OCCASIONAL TABLE**



**322D23-V**

**Overall:** 22" Diameter 23"h  
**Weight:** 45 lbs.

**COM COL 1 2 3 4 5 6 7 8 9 10 L1 L2**

1198  
*Veneer Face / Self Edge*

**322D23-C**

1362  
*Corian Face / Self Edge*

**322D23-G**

2374  
*Etched Tempered Glass / Eased Edge*

**SQUARE OCCASIONAL TABLE**



**3242423-V**

**Overall:** 24"w 24"d 23"h  
**Weight:** 47 lbs.

**COM COL 1 2 3 4 5 6 7 8 9 10 L1 L2**

1014  
*Veneer Face / Self Edge*

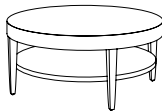
**3242423-C**

1292  
*Corian Face / Self Edge*

**3242423-G**

2563  
*Etched Tempered Glass / Eased Edge*

**ROUND COFFEE TABLE**



**336D16-V**

**Overall:** 36" Diameter 16"h  
**Weight:** 65 lbs.

**COM COL 1 2 3 4 5 6 7 8 9 10 L1 L2**

1854  
*Veneer Face / Self Edge*

**336D16-C**

2696  
*Corian Face / Self Edge*

**336D16-G**

5462  
*Etched Tempered Glass / Eased Edge*

COVERS	OPTION #:	SPECIFICATIONS   LIST PRICES   AVAILABILITY:
<p>CONTRASTING COVERS</p> 	<p><b>CC</b></p>	<p><i>Overall: n/a</i></p> <hr/> <p><b>\$105</b>  <i>NOTE: If Two Or More Upholsteries Or Leathers Are Used On Any Piece Of Furniture, Then A Contrast Charge Will Apply Per Order. When Using Trinity Upholstery, The Higher Priced Upholstery Grade Will Be Used In Pricing, Unless It's Trinity Leather With Fabric Contrast Welt, Or COM With Trinity Contrast Welt, Then Contact Customer Service For Pricing.</i></p> <p><b>Available: Edge Collection</b></p>



# *Traditional*

---

EXECUTIVE / GUEST / LOUNGE / TABLES

Effective: January 1, 2017

Modified: May 1, 2018

T R I N I T Y

<b>Date:</b>	<b>Page:</b>	<b>Modification:</b>	<b>Description:</b>
10-10-17	Page 29	Addition	Polished Aluminum Caster Option
11-14-17	Page 55	Correction	Pricing For Item # 450-5, 451-2, 451-4, 451-5
5-1-18	All Pages	5% Price Increase	Price List Reflects 5% Increase To January 1, 2017

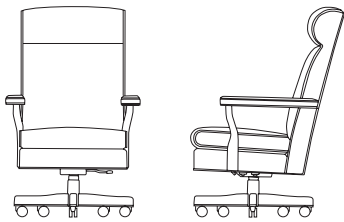
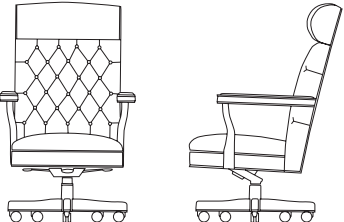
**DESCRIPTION:**

- Upholstery Frames: Hardwood & Plywood
- Seat: High Density Polyurethane Foam Over Eight-Way Hand Tied Coil Springs
- Back: High Density Polyurethane Foam Over Sinuous Wire Springs
- Upholstered Arms: Polyurethane Foam Over Hardwood
- Exposed Arms: Solid Cherry, Lacquer Finished
- Classic Base Standard
- 10 Year Warranty

**OPTIONS:**

Specify Exposed Wood Finish (See Page 6)  
 Base & Caster Options Available (See Pages 67-68)  
 Brass or Pewter Nail Head Trim (See Page 68)

**Note: Trinity Must Approve Specific Fabrics / Leathers Used For Tufting.**

JUDGES / CHAMBERLAIN	ITEM #:	SPECIFICATIONS   GRADES   LIST PRICES:													
<b>HIGH BACK JUDGES CHAIR / OPEN WOOD UPHOLSTERED ARM / LOOSE CUSHION</b>  		<b>Overall:</b> 28.25"w 33"d 48"-52"h		<b>Arm:</b> 30"-33"h		<b>COM:</b> 3.75 yds. (400-2) / 3.75 yds. (400-3)									
		<b>Seat:</b> 24.75"w 20"d 21"-24"h		<b>Weight:</b> 85 lbs.		<b>COL:</b> 67.5 sq.ft. (400-2) / 67.5 sq.ft. (400-3)									
		<b>COM</b>	<b>COL</b>	<b>1</b>	<b>2</b>	<b>3</b>	<b>4</b>	<b>5</b>	<b>6</b>	<b>7</b>	<b>8</b>	<b>9</b>	<b>10</b>	<b>L1</b>	<b>L2</b>
	<b>400-2</b>	1436	1580	1529	1613	1697	1781	1865	1948	2032	2116	2200	2284	2413	2715
		<i>Tilt Swivel w/ Lock / Pneumatic Seat Height Adjustment</i>													
	<b>400-3</b>	1511	1663	1601	1685	1769	1852	1936	2020	2104	2188	2271	2355	2485	2787
		<i>Tilt Swivel Infinite Lock / Pneumatic Seat Height Adjustment</i>													
<b>HIGH BACK JUDGES CHAIR / OPEN WOOD UPHOLSTERED ARM / TUFTED BACK / TIGHT CUSHION</b>  		<b>Overall:</b> 28.25"w 33"d 48"-52"h		<b>Arm:</b> 30"-33"h		<b>COM:</b> 3.5 yds. (401-2) / 3.25 yds. (401-4)									
		<b>Seat:</b> 24.75"w 20"d 21"-24"h		<b>Weight:</b> 85 lbs.		<b>COL:</b> 63 sq.ft. (401-2) / 58.5 sq.ft. (401-4)									
		<b>COM</b>	<b>COL</b>	<b>1</b>	<b>2</b>	<b>3</b>	<b>4</b>	<b>5</b>	<b>6</b>	<b>7</b>	<b>8</b>	<b>9</b>	<b>10</b>	<b>L1</b>	<b>L2</b>
	<b>401-2</b>	1644	1809	1727	1811	1894	1978	2062	2146	2230	2313	2397	2481	2626	2928
		<i>Tilt Swivel w/ Lock / Pneumatic Seat Height Adjustment</i>													
	<b>401-4</b>	1663	1829	1745	1829	1912	1996	2080	2164	2248	2331	2415	2499	2644	2946
		<i>Knee Tilt Swivel Infinite Lock / Pneumatic Seat Height Adjustment</i>													

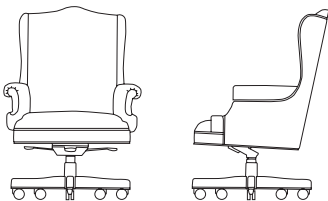
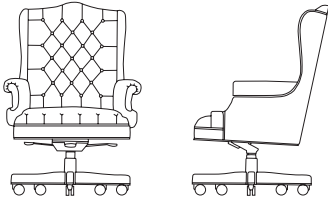
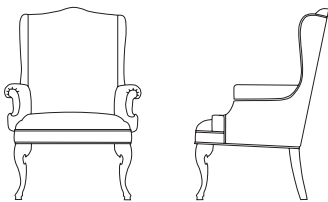
**DESCRIPTION:**

- Upholstery Frames: Hardwood & Plywood
- Seat: High Density Polyurethane Foam Over Eight-Way Hand Tied Coil Springs
- Back: High Density Polyurethane Foam Over Sinuous Wire Springs
- Upholstered Arms: Polyurethane Foam Over Hardwood
- Exposed Arms: Solid Cherry, Lacquer Finished
- Classic Base Standard
- 10 Year Warranty

**OPTIONS:**

- Specify Exposed Wood Finish (See Page 6)
- Base & Caster Options Available (See Pages 67-68)
- Brass or Pewter Nail Head Trim (See Page 68)

**Note: Trinity Must Approve Specific Fabrics / Leathers Used For Tufting.**

BARRISTER		ITEM #:	SPECIFICATIONS   GRADES   LIST PRICES:												
			<b>Overall:</b> 31"w 32"d 44"-47"h			<b>Arm:</b> 28"-31"h			<b>COM:</b> 5 yds.						
			<b>Seat:</b> 21"w 19.5"d 19"-22"h			<b>Weight:</b> 80 lbs.			<b>COL:</b> 90 sq.ft.						
			<b>COM</b>	<b>COL</b>	<b>1</b>	<b>2</b>	<b>3</b>	<b>4</b>	<b>5</b>	<b>6</b>	<b>7</b>	<b>8</b>	<b>9</b>	<b>10</b>	<b>L1</b>
	<b>410-2</b>	1478	1626	1614	1720	1826	1933	2039	2145	2251	2357	2463	2570	2719	3101
<i>Tilt Swivel w/ Lock / Pneumatic Seat Height Adjustment</i>															
	<b>410-4</b>	1497	1647	1632	1738	1844	1950	2057	2163	2269	2375	2481	2587	2737	3119
<i>Knee Tilt Swivel w/ Infinite Lock / Pneumatic Seat Height Adjustment</i>															
			<b>Overall:</b> 31"w 32"d 44"-47"h			<b>Arm:</b> 28"-31"h			<b>COM:</b> 5.25 yds.						
			<b>Seat:</b> 21"w 19.5"d 19"-22"h			<b>Weight:</b> 80 lbs.			<b>COL:</b> 94.5 sq.ft.						
			<b>COM</b>	<b>COL</b>	<b>1</b>	<b>2</b>	<b>3</b>	<b>4</b>	<b>5</b>	<b>6</b>	<b>7</b>	<b>8</b>	<b>9</b>	<b>10</b>	<b>L1</b>
	<b>411-2</b>	1754	1929	1898	2015	2132	2250	2367	2484	2602	2719	2836	2954	3157	3580
<i>Tilt Swivel w/ Lock / Pneumatic Seat Height Adjustment</i>															
	<b>411-4</b>	1773	1950	1916	2033	2150	2268	2385	2502	2620	2737	2854	2972	3175	3598
<i>Knee Tilt Swivel w/ Infinite Lock / Pneumatic Seat Height Adjustment</i>															
			<b>Overall:</b> 31"w 32"d 44"h			<b>Arm:</b> 28"h			<b>COM:</b> 5 yds. (415-P) / 5.25 yds. (415-T)						
			<b>Seat:</b> 21"w 19.5"d 20"h			<b>Weight:</b> 62 lbs.			<b>COL:</b> 90 sq.ft. (415-P) / 94.5 sq.ft. (415-T)						
			<b>COM</b>	<b>COL</b>	<b>1</b>	<b>2</b>	<b>3</b>	<b>4</b>	<b>5</b>	<b>6</b>	<b>7</b>	<b>8</b>	<b>9</b>	<b>10</b>	<b>L1</b>
	<b>415-P</b>	1233	1357	1382	1488	1594	1700	1806	1913	2019	2125	2231	2337	2486	2869
<i>Tight Seat &amp; Back</i>															
	<b>415-T</b>	1503	1653	1660	1777	1895	2012	2129	2247	2364	2481	2599	2716	2919	3342
<i>Fully Tufted Seat &amp; Back</i>															

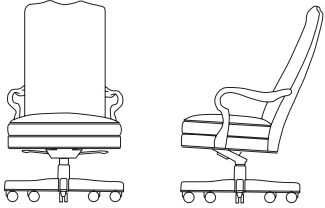
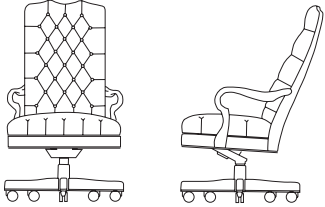


**DESCRIPTION:**

- Upholstery Frames: Hardwood & Plywood
- Seat: High Density Polyurethane Foam Over Eight-Way Hand Tied Coil Springs
- Back: High Density Polyurethane Foam Over Polypropylene Webbing
- Upholstered Arms: Polyurethane Foam Over Hardwood
- Exposed Arms: Solid Cherry, Lacquer Finished
- Classic Base Standard
- 10 Year Warranty

**OPTIONS:**

- Specify Exposed Wood Finish (See Page 6)
- Base & Caster Options Available (See Pages 67-68)
- Brass or Pewter Nail Head Trim (See Page 68)

**Note: Trinity Must Approve Specific Fabrics / Leathers Used For Tufting.**

THURSTON	ITEM #:	SPECIFICATIONS   GRADES   LIST PRICES:													
<p><b>MEDIUM BACK CHAIR / EXPOSED WOOD OPEN ARM</b></p> 		<b>Overall:</b> 25"w 29"d 43"-46"h <b>Seat:</b> 20"w 19"d 20"-23"h			<b>Arm:</b> 26"-29"h <b>Weight:</b> 70 lbs.			<b>COM:</b> 2.75 yds. <b>COL:</b> 49.5 sq.ft.							
		<b>COM</b>	<b>COL</b>	<b>1</b>	<b>2</b>	<b>3</b>	<b>4</b>	<b>5</b>	<b>6</b>	<b>7</b>	<b>8</b>	<b>9</b>	<b>10</b>	<b>L1</b>	<b>L2</b>
	<b>420-2</b>	1478	1625	1524	1586	1647	1708	1770	1831	1893	1954	2016	2077	2172	2393
		<i>Tilt Swivel w/ Lock / Pneumatic Seat Height Adjustment</i>													
	<b>420-4</b>	1496	1646	1542	1603	1665	1726	1788	1849	1911	1972	2034	2095	2189	2411
		<i>Knee Tilt Swivel w/ Infinite Lock / Pneumatic Seat Height Adjustment</i>													
<p><b>MEDIUM BACK CHAIR / OPEN ARM / TUFTED SEAT &amp; BACK</b></p> 		<b>Overall:</b> 25"w 29"d 43"-46"h <b>Seat:</b> 20"w 19"d 20"-23"h			<b>Arm:</b> 26"-29"h <b>Weight:</b> 70 lbs.			<b>COM:</b> 3 yds. <b>COL:</b> 54 sq.ft.							
		<b>COM</b>	<b>COL</b>	<b>1</b>	<b>2</b>	<b>3</b>	<b>4</b>	<b>5</b>	<b>6</b>	<b>7</b>	<b>8</b>	<b>9</b>	<b>10</b>	<b>L1</b>	<b>L2</b>
	<b>421-2</b>	1631	1794	1670	1731	1793	1854	1916	1977	2039	2100	2162	2223	2343	2564
		<i>Tilt Swivel w/ Lock / Pneumatic Seat Height Adjustment</i>													
	<b>421-4</b>	1650	1815	1688	1749	1811	1872	1934	1995	2057	2118	2179	2241	2361	2582
		<i>Knee Tilt Swivel w/ Infinite Lock / Pneumatic Seat Height Adjustment</i>													
<p><b>ARM CHAIR / EXPOSED WOOD OPEN ARM / CABRIOLE LEG</b></p>  <p>425-P</p>  <p>425-T</p>		<b>Overall:</b> 25"w 29"d 43"h <b>Seat:</b> 20"w 19"d 20"h			<b>Arm:</b> 26.5"h <b>Weight:</b> 45 lbs.			<b>COM:</b> 2.75 yds. (425-P) / 3 yds. (425-T) <b>COL:</b> 49.5 sq.ft. (425-P) / 54 sq.ft. (425-T)							
		<b>COM</b>	<b>COL</b>	<b>1</b>	<b>2</b>	<b>3</b>	<b>4</b>	<b>5</b>	<b>6</b>	<b>7</b>	<b>8</b>	<b>9</b>	<b>10</b>	<b>L1</b>	<b>L2</b>
	<b>425-P</b>	1392	1531	1443	1504	1566	1627	1689	1750	1811	1873	1934	1996	2090	2311
		<i>Tight Seat &amp; Back</i>													
	<b>425-T</b>	1556	1712	1598	1660	1721	1783	1844	1906	1967	2029	2090	2152	2271	2493
		<i>Fully Tufted Seat &amp; Back</i>													

**DESCRIPTION:**

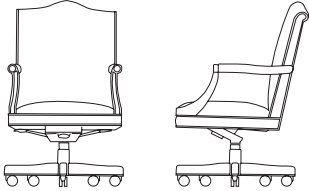
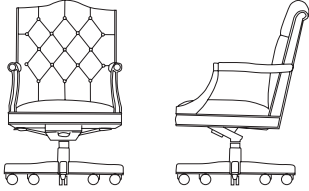
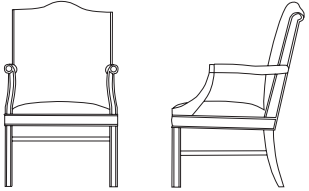
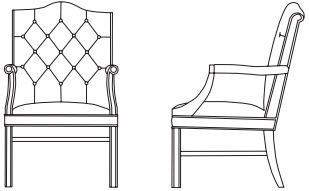
- Upholstery Frames: Hardwood & Plywood
- Seat: High Density Polyurethane Foam Over Eight-Way Hand Tied Coil Springs
- Back: High Density Polyurethane Foam Over Polypropylene Webbing
- Upholstered Arms: Polyurethane Foam Over Hardwood
- Exposed Arms: Solid Cherry, Lacquer Finished
- Classic Base Standard
- 10 Year Warranty

**OPTIONS:**

CCM Concentric Arm Medalion (430 Model)..... N/C

Specify Exposed Wood Finish (See Page 6)  
 Base & Caster Options Available (See Pages 67-68)  
 Brass or Pewter Nail Head Trim (See Page 68)

**Note: Trinity Must Approve Specific Fabrics / Leathers Used For Tufting.**

WASHINGTON	ITEM #:	SPECIFICATIONS   GRADES   LIST PRICES:																
<p><b>MEDIUM BACK CHAIR / OPEN WOOD UPHOLSTERED ARM</b></p> 		<p><b>Overall:</b> 24"w 29"d 40"-43"h  <b>Seat:</b> 20"w 19"d 19"-22"h</p>		<p><b>Arm:</b> 27"-30"h  <b>Weight:</b> 60 lbs.</p>		<p><b>COM:</b> 2.75 yds.  <b>COL:</b> 49.5 sq.ft.</p>												
		<b>COM</b>	<b>COL</b>	<b>1</b>	<b>2</b>	<b>3</b>	<b>4</b>	<b>5</b>	<b>6</b>	<b>7</b>	<b>8</b>	<b>9</b>	<b>10</b>	<b>L1</b>	<b>L2</b>			
	<b>430-2</b>	1258	1384	1327	1394	1461	1528	1595	1662	1729	1797	1864	1931	2027	2268			
		<i>Tilt Swivel w/ Lock / Pneumatic Seat Height Adjustment</i>																
	<b>430-4</b>	1277	1405	1345	1412	1479	1546	1613	1680	1747	1814	1881	1948	2044	2286			
		<i>Knee Tilt Swivel w/ Infinite Lock / Pneumatic Seat Height Adjustment</i>																
<p><b>MEDIUM BACK CHAIR / OPEN WOOD UPHOLSTERED ARM / TUFTED BACK</b></p> 		<p><b>Overall:</b> 24"w 29"d 40"-43"h  <b>Seat:</b> 20"w 19"d 19"-22"h</p>		<p><b>Arm:</b> 27"-30"h  <b>Weight:</b> 60 lbs.</p>		<p><b>COM:</b> 3 yds.  <b>COL:</b> 54 sq.ft.</p>												
		<b>COM</b>	<b>COL</b>	<b>1</b>	<b>2</b>	<b>3</b>	<b>4</b>	<b>5</b>	<b>6</b>	<b>7</b>	<b>8</b>	<b>9</b>	<b>10</b>	<b>L1</b>	<b>L2</b>			
	<b>431-2</b>	1469	1616	1516	1578	1639	1701	1762	1824	1885	1946	2008	2069	2185	2407			
		<i>Tilt Swivel w/ Lock / Pneumatic Seat Height Adjustment</i>																
	<b>431-4</b>	1483	1632	1530	1591	1653	1714	1775	1837	1898	1960	2021	2083	2199	2420			
		<i>Knee Tilt Swivel w/ Infinite Lock / Pneumatic Seat Height Adjustment</i>																
<p><b>ARM CHAIR / EXPOSED WOOD OPEN UPHOLSTERED ARM</b></p>  <p>435-P</p>  <p>435-T</p>		<p><b>Overall:</b> 24"w 29"d 40"h  <b>Seat:</b> 20"w 19"d 19"h</p>		<p><b>Arm:</b> 27"h  <b>Weight:</b> 45 lbs.</p>		<p><b>COM:</b> 2.75 yds. (435-P) / 3 yds. (435-T)  <b>COL:</b> 49.5 sq.ft. (435-P) / 54 sq.ft. (435-T)</p>												
		<b>COM</b>	<b>COL</b>	<b>1</b>	<b>2</b>	<b>3</b>	<b>4</b>	<b>5</b>	<b>6</b>	<b>7</b>	<b>8</b>	<b>9</b>	<b>10</b>	<b>L1</b>	<b>L2</b>			
	<b>435-P</b>	1150	1265	1224	1291	1358	1426	1493	1560	1627	1694	1761	1828	1924	2165			
		<i>Tight Seat &amp; Back</i>																
	<b>435-T</b>	1356	1492	1420	1487	1554	1621	1688	1755	1822	1889	1957	2024	2144	2385			
		<i>Tight Seat / Tufted Back</i>																

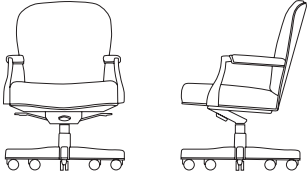
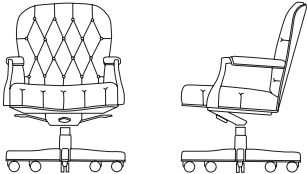
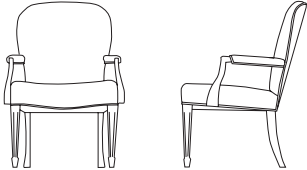
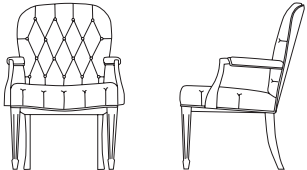
**DESCRIPTION:**

- Upholstery Frames: Hardwood & Plywood
- Seat: High Density Polyurethane Foam Over Eight-Way Hand Tied Coil Springs
- Back: High Density Polyurethane Foam Over Polypropylene Webbing
- Upholstered Arms: Polyurethane Foam Over Hardwood
- Exposed Arms: Solid Cherry, Lacquer Finished
- Classic Base Standard (Executive Chairs)
- 10 Year Warranty

**OPTIONS:**

- Specify Exposed Wood Finish (See Page 6)
- Base & Caster Options Available (See Pages 67-68)
- Brass or Pewter Nail Head Trim (See Page 68)

**Note: Trinity Must Approve Specific Fabrics / Leathers Used For Tufting.**

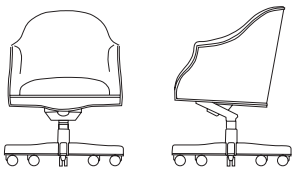
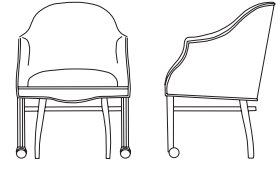
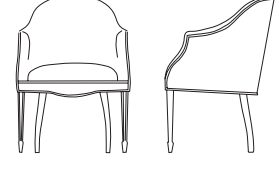
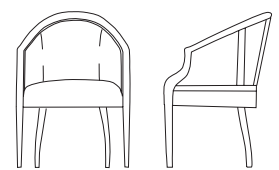
GEORGETOWN		ITEM #:	SPECIFICATIONS   GRADES   LIST PRICES:													
<b>LOW BACK CHAIR / OPEN WOOD UPHOLSTERED ARM / FULLY UPHOLSTERED</b>			<b>Overall:</b> 25"w 26"d 36"-39"h <b>Seat:</b> 21.5"w 18"d 18"-21"h			<b>Arm:</b> 25"-28"h <b>Weight:</b> 55 lbs.			<b>COM:</b> 2.25 yds. <b>COL:</b> 40.5 sq.ft.							
			<b>COM</b>	<b>COL</b>	<b>1</b>	<b>2</b>	<b>3</b>	<b>4</b>	<b>5</b>	<b>6</b>	<b>7</b>	<b>8</b>	<b>9</b>	<b>10</b>	<b>L1</b>	<b>L2</b>
	<b>440-2</b>		1206	1327	1233	1278	1323	1367	1412	1457	1502	1546	1591	1636	1708	1869
			<i>Tilt Swivel w/ Lock / Pneumatic Seat Height Adjustment</i>													
	<b>440-4</b>		1225	1348	1251	1296	1341	1385	1430	1475	1519	1564	1609	1654	1726	1887
			<i>Knee Tilt Swivel w/ Infinite Lock / Pneumatic Seat Height Adjustment</i>													
<b>LOW BACK CHAIR / OPEN WOOD UPHOLSTERED ARM / TUFTED SEAT &amp; BACK</b>			<b>Overall:</b> 25"w 26"d 36"-39"h <b>Seat:</b> 21.5"w 18"d 18"-21"h			<b>Arm:</b> 25"-28"h <b>Weight:</b> 55 lbs.			<b>COM:</b> 2.25 yds. <b>COL:</b> 40.5 sq.ft.							
			<b>COM</b>	<b>COL</b>	<b>1</b>	<b>2</b>	<b>3</b>	<b>4</b>	<b>5</b>	<b>6</b>	<b>7</b>	<b>8</b>	<b>9</b>	<b>10</b>	<b>L1</b>	<b>L2</b>
	<b>441-2</b>		1400	1540	1462	1529	1596	1663	1730	1797	1864	1931	1998	2065	2181	2423
			<i>Tilt Swivel w/ Lock / Pneumatic Seat Height Adjustment</i>													
	<b>441-4</b>		1419	1561	1480	1547	1614	1681	1748	1815	1882	1949	2016	2083	2199	2440
			<i>Knee Tilt Swivel w/ Infinite Lock / Pneumatic Seat Height Adjustment</i>													
<b>ARM CHAIR / OPEN WOOD UPHOLSTERED ARM</b>			<b>Overall:</b> 25"w 26"d 36"h <b>Seat:</b> 21.5"w 18"d 20"h			<b>Arm:</b> 26"h <b>Weight:</b> 45 lbs.			<b>COM:</b> 2.25 yds. (445-P) / 2.5 yds. (445-T) <b>COL:</b> 40.5 sq.ft. (445-P) / 45 sq.ft. (445-T)							
			<b>COM</b>	<b>COL</b>	<b>1</b>	<b>2</b>	<b>3</b>	<b>4</b>	<b>5</b>	<b>6</b>	<b>7</b>	<b>8</b>	<b>9</b>	<b>10</b>	<b>L1</b>	<b>L2</b>
	<b>445-P</b>		1051	1156	1119	1181	1242	1304	1365	1427	1488	1550	1611	1673	1758	1979
			<i>Tight Seat &amp; Back</i>													
	<b>445-T</b>		1243	1368	1313	1380	1447	1514	1581	1648	1715	1782	1849	1916	2032	2274
			<i>Fully Tufted Seat &amp; Back</i>													
																
	<b>445-T</b>															

**DESCRIPTION:**

- Upholstery Frames: Hardwood & Plywood
- Seat: High Density Polyurethane Foam Over Eight-Way Hand Tied Coil Springs
- Back: High Density Polyurethane Foam Over Polypropylene Webbing (Item #: 448 - Strap Webbing)
- Upholstered Arms: Polyurethane Foam Over Hardwood
- Exposed Arms / Legs: Solid Maple, Lacquer Finished (#446, #447, #448)
- Classic Base Standard
- 10 Year Warranty

**OPTIONS:**

- Specify Exposed Wood Finish (See Page 6)
- Base & Caster Options Available (See Pages 67-68)
- Brass or Pewter Nail Head Trim (See Page 68)

FAIRFORD / BARREL CHAIR		ITEM #:	SPECIFICATIONS   GRADES   LIST PRICES:													
		<b>LOW BACK CHAIR / FULLY UPHOLSTERED</b>  <b>442-2</b>  <b>442-4</b>	<b>Overall:</b> 24.5"w 26"d 32.5"-36"h <b>Seat:</b> 20"w 18"d 18.5"-21.5"h			<b>Arm:</b> 26.5"-30"h <b>Weight:</b> 45 lbs.			<b>COM:</b> 3.25 yds. <b>COL:</b> 58.5 sq.ft.							
			<b>COM</b>	<b>COL</b>	<b>1</b>	<b>2</b>	<b>3</b>	<b>4</b>	<b>5</b>	<b>6</b>	<b>7</b>	<b>8</b>	<b>9</b>	<b>10</b>	<b>L1</b>	<b>L2</b>
			1216	1338	1287	1354	1421	1488	1556	1623	1690	1757	1824	1891	1988	2229
			<i>Tilt Swivel w/ Lock / Pneumatic Seat Height Adjustment</i>													
			<i>Knee Tilt Swivel w/ Infinite Lock / Pneumatic Seat Height Adjustment</i>													
		<b>ARM CHAIR / FULLY UPHOLSTERED</b>  <b>446</b>	<b>Overall:</b> 24.5"w 24.5"d 34"h <b>Seat:</b> 20"w 18"d 18"h			<b>Arm:</b> 27"h <b>Weight:</b> 45 lbs.			<b>COM:</b> 3.25 yds. <b>COL:</b> 58.5 sq.ft.							
			<b>COM</b>	<b>COL</b>	<b>1</b>	<b>2</b>	<b>3</b>	<b>4</b>	<b>5</b>	<b>6</b>	<b>7</b>	<b>8</b>	<b>9</b>	<b>10</b>	<b>L1</b>	<b>L2</b>
			1008	1109	1090	1157	1224	1291	1358	1425	1493	1560	1627	1694	1791	2032
			<i>Tight Seat &amp; Back / Front Casters</i>													
		<b>ARM CHAIR / UPHOLSTERED</b>  <b>447</b>	<b>Overall:</b> 24.5"w 24.5"d 34"h <b>Seat:</b> 20"w 18"d 18"h			<b>Arm:</b> 27"h <b>Weight:</b> 45 lbs.			<b>COM:</b> 3.25 yds. <b>COL:</b> 58.5 sq.ft.							
			<b>COM</b>	<b>COL</b>	<b>1</b>	<b>2</b>	<b>3</b>	<b>4</b>	<b>5</b>	<b>6</b>	<b>7</b>	<b>8</b>	<b>9</b>	<b>10</b>	<b>L1</b>	<b>L2</b>
			971	1068	1054	1122	1189	1256	1323	1390	1457	1524	1591	1658	1755	1996
			<i>Tight Seat &amp; Back</i>													
		<b>BARREL CHAIR / UPHOLSTERED / EXPOSED ARM</b>  <b>448</b>	<b>Overall:</b> 25.5"w 23"d 31"h <b>Seat:</b> 21"w 18.75"d 19"h			<b>Arm:</b> 26"h <b>Weight:</b> 45 lbs.			<b>COM:</b> 2.25 yds. <b>COL:</b> 40.5 sq.ft.							
			<b>COM</b>	<b>COL</b>	<b>1</b>	<b>2</b>	<b>3</b>	<b>4</b>	<b>5</b>	<b>6</b>	<b>7</b>	<b>8</b>	<b>9</b>	<b>10</b>	<b>L1</b>	<b>L2</b>
			1077	1185	1111	1155	1200	1245	1290	1334	1379	1424	1468	1513	1587	1748
			<i>Tight Seat &amp; Back</i>													

Standard With Brass Nail Head Trim



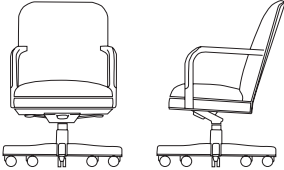
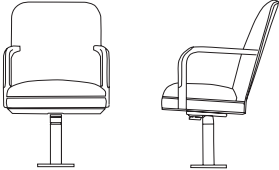
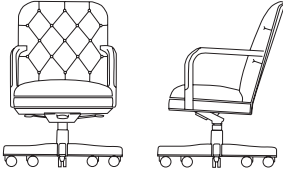
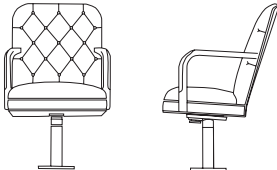
**DESCRIPTION:**

- Upholstery Frames: Hardwood & Plywood
- Seat: High Density Polyurethane Foam Over Eight-Way Hand Tied Coil Springs
- Back: High Density Polyurethane Foam Over Polypropylene Webbing
- Upholstered Arms: Polyurethane Foam Over Hardwood
- Exposed Arms: Solid Cherry, Lacquer Finished (#450 / #451 Arms Are Solid Steam Bent Cherry)
- Classic Base Standard
- 10 Year Warranty

**OPTIONS:**

- Specify Exposed Wood Finish (See Page 6)
- Base & Caster Options Available (See Pages 67-68)
- Brass or Pewter Nail Head Trim (See Page 68)

**Note: Trinity Must Approve Specific Fabrics / Leathers Used For Tufting.**

RALEIGH	ITEM #:	SPECIFICATIONS   GRADES   LIST PRICES:													
<b>LOW BACK CHAIR / OPEN WOOD UPHOLSTERED ARM</b>  		<b>Overall:</b> 24.5"w 26"d 37"-40"h			<b>Arm:</b> 27"-30"h			<b>COM:</b> 2.5 yds.							
		<b>Seat:</b> 21"w 18"d 18"-21"h			<b>Weight:</b> 60 lbs.			<b>COL:</b> 45 sq.ft.							
		<b>COM</b>	<b>COL</b>	<b>1</b>	<b>2</b>	<b>3</b>	<b>4</b>	<b>5</b>	<b>6</b>	<b>7</b>	<b>8</b>	<b>9</b>	<b>10</b>	<b>L1</b>	<b>L2</b>
	<b>450-2</b>	1350	1485	1392	1448	1504	1560	1616	1671	1727	1783	1839	1895	1981	2182
		<i>Tilt Swivel w/ Lock / Pneumatic Seat Height Adjustment</i>													
	<b>450-4</b>	1369	1506	1410	1466	1522	1578	1633	1689	1745	1801	1857	1913	1999	2200
		<i>Tilt Swivel w/ Infinite Lock / Pneumatic Seat Height Adjustment</i>													
<b>LOW BACK JURY CHAIR / OPEN WOOD UPHOLSTERED ARM</b>  		<b>Overall:</b> 24.5"w 26"d 37"-40"h			<b>Arm:</b> 27"-30"h			<b>COM:</b> 2.5 yds.							
		<b>Seat:</b> 21"w 18"d 18"-21"h			<b>Weight:</b> 60 lbs.			<b>COL:</b> 45 sq.ft.							
		<b>COM</b>	<b>COL</b>	<b>1</b>	<b>2</b>	<b>3</b>	<b>4</b>	<b>5</b>	<b>6</b>	<b>7</b>	<b>8</b>	<b>9</b>	<b>10</b>	<b>L1</b>	<b>L2</b>
	<b>450-5</b>	1322	1454	1365	1421	1477	1533	1589	1645	1701	1756	1812	1868	1954	2156
		<i>Jury Base / Pneumatic Seat Height Adjustment / Self-Centering 360° Rotation</i>													
<b>LOW BACK CHAIR / OPEN WOOD UPHOLSTERED ARM / TUFTED BACK</b>  		<b>Overall:</b> 24.5"w 26"d 37"-40"h			<b>Arm:</b> 27"-30"h			<b>COM:</b> 3 yds.							
		<b>Seat:</b> 21"w 18"d 18"-21"h			<b>Weight:</b> 60 lbs.			<b>COL:</b> 54 sq.ft.							
		<b>COM</b>	<b>COL</b>	<b>1</b>	<b>2</b>	<b>3</b>	<b>4</b>	<b>5</b>	<b>6</b>	<b>7</b>	<b>8</b>	<b>9</b>	<b>10</b>	<b>L1</b>	<b>L2</b>
	<b>451-2</b>	1394	1534	1445	1507	1568	1630	1691	1752	1814	1875	1937	1998	2092	2314
		<i>Tilt Swivel w/ Lock / Pneumatic Seat Height Adjustment</i>													
	<b>451-4</b>	1413	1555	1463	1524	1586	1647	1709	1770	1832	1893	1955	2016	2110	2332
		<i>Knee Tilt Swivel w/ Infinite Lock / Pneumatic Seat Height Adjustment</i>													
<b>LOW BACK CHAIR / OPEN WOOD UPHOLSTERED ARM / TUFTED BACK</b>  		<b>Overall:</b> 24.5"w 26"d 37"-40"h			<b>Arm:</b> 27"-30"h			<b>COM:</b> 3 yds.							
		<b>Seat:</b> 21"w 18"d 18"-21"h			<b>Weight:</b> 60 lbs.			<b>COL:</b> 54 sq.ft.							
		<b>COM</b>	<b>COL</b>	<b>1</b>	<b>2</b>	<b>3</b>	<b>4</b>	<b>5</b>	<b>6</b>	<b>7</b>	<b>8</b>	<b>9</b>	<b>10</b>	<b>L1</b>	<b>L2</b>
	<b>451-5</b>	1366	1503	1418	1480	1541	1603	1664	1726	1787	1849	1910	1971	2066	2287
		<i>Jury Base / Pneumatic Seat Height Adjustment / Self-Centering 360° Rotation</i>													

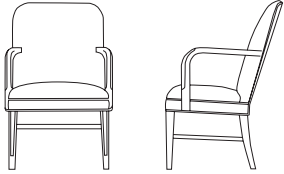
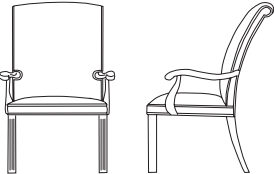
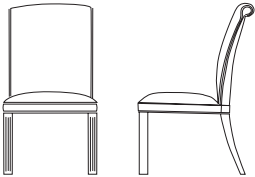
**DESCRIPTION:**

- Upholstery Frames: Hardwood & Plywood
- Seat: High Density Polyurethane Foam Over Eight-Way Hand Tied Coil Springs
- Back: High Density Polyurethane Foam Over Polypropylene Webbing
- Upholstered Arms: Polyurethane Foam Over Hardwood
- Exposed Arms: Solid Cherry, Lacquer Finished (#455 Arms Are Solid Steam Bent Cherry)
- Classic Base Standard
- 10 Year Warranty

**OPTIONS:**

- Specify Exposed Wood Finish (See Page 6)
- Base & Caster Options Available (See Pages 67-68)
- Brass or Pewter Nail Head Trim (See Page 68)

**Note: Trinity Must Approve Specific Fabrics / Leathers Used For Tufting.**

RALEIGH / YORK		ITEM #:	SPECIFICATIONS   GRADES   LIST PRICES:														
ARM CHAIR / OPEN WOOD ARM			<b>Overall:</b> 23.25"w 26"d 37"h			<b>Arm:</b> 27"h			<b>COM:</b> 2.5 yds. (455-P) / 3 yds. (455-T)								
			<b>Seat:</b> 20"w 18"d 19"h			<b>Weight:</b> 40 lbs.			<b>COL:</b> 45 sq.ft. (455-P) / 54 sq.ft. (455-T)								
			<b>COM</b>	<b>COL</b>	<b>1</b>	<b>2</b>	<b>3</b>	<b>4</b>	<b>5</b>	<b>6</b>	<b>7</b>	<b>8</b>	<b>9</b>	<b>10</b>	<b>L1</b>	<b>L2</b>	
		<b>455-P</b>	1103	1214	1158	1214	1270	1326	1381	1437	1493	1549	1605	1661	1740	1942	
			<i>Tight Seat &amp; Back</i>														
		<b>455-T</b>	1181	1299	1242	1304	1365	1427	1488	1550	1611	1673	1734	1796	1892	2113	
			<i>Tight Seat / Tufted Back</i>														
ARM CHAIR / OPEN WOOD ARM			<b>Overall:</b> 27.5"w 28"d 40"h			<b>Arm:</b> 26"h			<b>COM:</b> 3 yds.								
			<b>Seat:</b> 21.5"w 17.5"d 20"h			<b>Weight:</b> 45 lbs.			<b>COL:</b> 54 sq.ft.								
			<b>COM</b>	<b>COL</b>	<b>1</b>	<b>2</b>	<b>3</b>	<b>4</b>	<b>5</b>	<b>6</b>	<b>7</b>	<b>8</b>	<b>9</b>	<b>10</b>	<b>L1</b>	<b>L2</b>	
		<b>452</b>	1228	1351	1288	1349	1411	1472	1534	1595	1656	1718	1779	1841	1918	2140	
			<i>Tight Seat &amp; Back</i>														
ARMLESS SIDE CHAIR			<b>Overall:</b> 22"w 28"d 40"h			<b>Arm:</b> n/a			<b>COM:</b> 3 yds.								
			<b>Seat:</b> 22"w 17.5"d 20"h			<b>Weight:</b> 40 lbs.			<b>COL:</b> 54 sq.ft.								
			<b>COM</b>	<b>COL</b>	<b>1</b>	<b>2</b>	<b>3</b>	<b>4</b>	<b>5</b>	<b>6</b>	<b>7</b>	<b>8</b>	<b>9</b>	<b>10</b>	<b>L1</b>	<b>L2</b>	
		<b>453</b>	739	813	824	885	947	1008	1069	1131	1192	1254	1315	1377	1454	1675	
			<i>Tight Seat &amp; Back</i>														

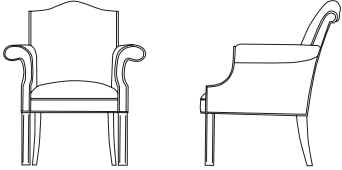


**DESCRIPTION:**

- Upholstery Frames: Hardwood & Plywood
- Seat: High Density Polyurethane Foam Over Eight-Way Hand Tied Coil Springs
- Back: High Density Polyurethane Foam Over Polypropylene Webbing
- Upholstered Arms: Polyurethane Foam Over Hardwood
- Exposed Legs: Solid Cherry, Lacquer Finished
- 10 Year Warranty

**OPTIONS:**

- Feather Down & Polyester Pillows Available (See Page 5)
- Specify Exposed Wood Finish (See Page 6)
- Brass or Pewter Nail Head Trim (See Page 68)

**Note: Trinity Must Approve Specific Fabrics / Leathers Used For Tufting.**

JEFFERSON / WINSTON / SALEM		ITEM #:	SPECIFICATIONS   GRADES   LIST PRICES:													
			<b>Overall:</b> 32"w 31"d 36"h			<b>Arm:</b> 25.5"h			<b>COM:</b> 4.25 yds. (458-P) / 4.75 yds. (458-C)							
			<b>Seat:</b> 20"w 18.5"d 17.5"h			<b>Weight:</b> 55 lbs.			<b>COL:</b> 76.5 sq.ft. (458-P) / 85.5 sq.ft. (458-C)							
			<b>COM</b>	<b>COL</b>	<b>1</b>	<b>2</b>	<b>3</b>	<b>4</b>	<b>5</b>	<b>6</b>	<b>7</b>	<b>8</b>	<b>9</b>	<b>10</b>	<b>L1</b>	<b>L2</b>
			<b>458-P</b>	1390	1529	1497	1586	1676	1765	1854	1944	2033	2123	2212	2301	2423
			<i>Tight Seat &amp; Back</i>													
		<b>458-C</b>	1432	1576	1571	1677	1783	1889	1995	2101	2208	2314	2420	2526	2666	3048
			<i>Reverse Loose Seat Cushion / Tight Back</i>													
			<b>Overall:</b> 32.5"w 32"d 44.5"h			<b>Arm:</b> 25.5"h			<b>COM:</b> 6 yds. (465-P) / 6 yds. (465-C) / 6.25 yds. (465-T)							
			<b>Seat:</b> 24"w 19"d 18"h			<b>Weight:</b> 60 lbs.			<b>COL:</b> 108 sq.ft. (465-P) / 108 sq.ft. (465-C) / 112.5 sq.ft. (465-T)							
			<b>COM</b>	<b>COL</b>	<b>1</b>	<b>2</b>	<b>3</b>	<b>4</b>	<b>5</b>	<b>6</b>	<b>7</b>	<b>8</b>	<b>9</b>	<b>10</b>	<b>L1</b>	<b>L2</b>
			<b>465-P</b>	1338	1472	1492	1604	1716	1827	1939	2051	2163	2274	2386	2498	2777
			<i>Tight Seat &amp; Back</i>													
		<b>465-C</b>	1517	1669	1684	1807	1930	2053	2176	2299	2422	2545	2668	2791	2956	3399
			<i>Reversible Loose Cushion / Tight Back</i>													
		<b>465-T</b>	1730	1904	1909	2043	2177	2311	2446	2580	2714	2848	2982	3116	3326	3809
			<i>Tufted Seat / Tufted Back</i>													
			<b>Overall:</b> 32.5"w 32"d 44.5"h			<b>Arm:</b> 25.5"h			<b>COM:</b> 5.75 yds. (466-P) / 6 yds. (466-C) / 6.75 yds. (466-T)							
			<b>Seat:</b> 24"w 19"d 18"h			<b>Weight:</b> 60 lbs.			<b>COL:</b> 103.5 sq.ft. (466-P) / 108 sq.ft. (466-C) / 121.5 sq.ft. (466-T)							
			<b>COM</b>	<b>COL</b>	<b>1</b>	<b>2</b>	<b>3</b>	<b>4</b>	<b>5</b>	<b>6</b>	<b>7</b>	<b>8</b>	<b>9</b>	<b>10</b>	<b>L1</b>	<b>L2</b>
			<b>466-P</b>	1441	1585	1590	1702	1814	1925	2037	2149	2261	2372	2484	2596	2751
			<i>Tight Seat &amp; Back</i>													
		<b>466-C</b>	1518	1670	1685	1808	1931	2054	2177	2300	2423	2546	2669	2792	2965	3407
			<i>Reversible Loose Cushion / Tight Back</i>													
		<b>466-T</b>	1723	1895	1913	2053	2192	2332	2472	2611	2751	2891	3030	3170	3516	4018
			<i>Tufted Seat / Tufted Back</i>													

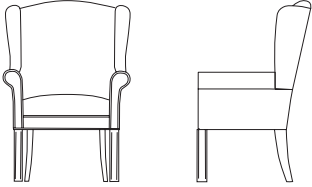
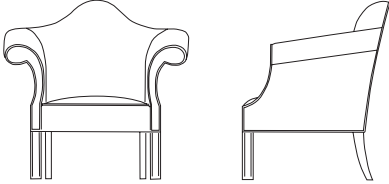
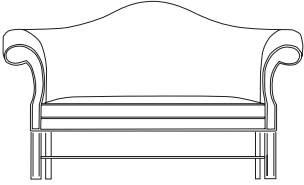
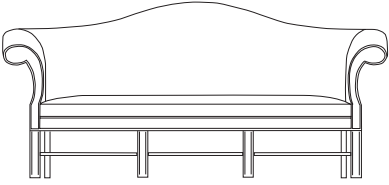
**DESCRIPTION:**

- Upholstery Frames: Hardwood & Plywood
- Seat: High Density Polyurethane Foam Over Eight-Way Hand Tied Coil Springs
- Back: High Density Polyurethane Foam Over Sinuous Wire Springs (Item #: 467 - Strap Webbing)
- Upholstered Arms: Polyurethane Foam Over Hardwood
- Exposed Legs: Solid Cherry, Lacquer Finished
- 10 Year Warranty

**OPTIONS:**

- Feather Down & Polyester Pillows Available (See Page 5)
- Specify Exposed Wood Finish (See Page 6)
- Brass or Pewter Nail Head Trim (See Page 68)

**Note: Trinity Must Approve Specific Fabrics / Leathers Used For Tufting.**

JAMESTOWN / RICHMOND		ITEM #:	SPECIFICATIONS   GRADES   LIST PRICES:													
			<b>Overall:</b> 27"w 26.5"d 39.25"h		<b>Arm:</b> 25"h		<b>COM:</b> 4.25 yds. (467-P) / 4.25 yds. (467-C)									
			<b>Seat:</b> 21"w 21"d 18.75"h		<b>Weight:</b> 55 lbs.		<b>COL:</b> 76.5 sq.ft. (467-P) / 76.5 sq.ft. (467-C)									
			<b>COM</b>	<b>COL</b>	<b>1</b>	<b>2</b>	<b>3</b>	<b>4</b>	<b>5</b>	<b>6</b>	<b>7</b>	<b>8</b>	<b>9</b>	<b>10</b>	<b>L1</b>	<b>L2</b>
		<b>467-P</b>	1017	1119	1155	1250	1345	1440	1535	1630	1725	1820	1915	2010	2473	2915
			<i>Tight Seat &amp; Back</i>													
		<b>467-C</b>	1088	1197	1222	1317	1412	1507	1602	1697	1792	1887	1982	2077	2223	2565
			<i>Loose Seat Cushion / Tight Back</i>													
			<b>Overall:</b> 38"w 34"d 35.5"h		<b>Arm:</b> 32"h		<b>COM:</b> 5.75 yds. (480-P) / 6.5 yds. (480-C) / 6.25 yds. (480-T)									
			<b>Seat:</b> 21.5"w 20.5"d 18"h		<b>Weight:</b> 85 lbs.		<b>COL:</b> 103.5 sq.ft. (480-P) / 117 sq.ft. (480-C) / 112.5 sq.ft. (480-T)									
			<b>COM</b>	<b>COL</b>	<b>1</b>	<b>2</b>	<b>3</b>	<b>4</b>	<b>5</b>	<b>6</b>	<b>7</b>	<b>8</b>	<b>9</b>	<b>10</b>	<b>L1</b>	<b>L2</b>
		<b>480-P</b>	1340	1474	1539	1673	1807	1941	2075	2209	2343	2477	2611	2746	2905	3388
			<i>Tight Seat &amp; Back</i>													
		<b>480-C</b>	1478	1626	1681	1821	1961	2100	2240	2380	2519	2659	2799	2938	3108	3525
			<i>Reversible Loose Cushion / Tight Back</i>													
		<b>480-T</b>	1485	1634	1688	1828	1967	2107	2247	2386	2526	2666	2805	2945	3259	3762
			<i>Tight Seat / Tufted Back</i>													
			<b>Overall:</b> 59"w 34"d 35.5"h		<b>Arm:</b> 32"h		<b>COM:</b> 7 yds. (481-P) / 8 yds. (481-C) / 7.5 yds. (481-T)									
			<b>Seat:</b> 44"w 20.5"d 18"h		<b>Weight:</b> 105 lbs.		<b>COL:</b> 126 sq.ft. (481-P) / 144 sq.ft. (481-C) / 135 sq.ft. (481-T)									
			<b>COM</b>	<b>COL</b>	<b>1</b>	<b>2</b>	<b>3</b>	<b>4</b>	<b>5</b>	<b>6</b>	<b>7</b>	<b>8</b>	<b>9</b>	<b>10</b>	<b>L1</b>	<b>L2</b>
		<b>481-P</b>	1762	1939	1995	2157	2319	2481	2643	2805	2967	3129	3291	3453	3647	4231
			<i>Tight Seat &amp; Back</i>													
		<b>481-C</b>	1838	2021	2089	2262	2435	2609	2782	2955	3128	3301	3475	3648	3861	4485
			<i>Reversible Loose Cushion / Tight Back</i>													
		<b>481-T</b>	1974	2171	2218	2391	2564	2737	2911	3084	3257	3430	3603	3777	4242	4886
			<i>Tight Seat / Tufted Back</i>													
			<b>Overall:</b> 88"w 34"d 38.5"h		<b>Arm:</b> 32"h		<b>COM:</b> 9 yds. (482-P) / 10.75 yds. (482-C) / 9.75 yds. (482-T)									
			<b>Seat:</b> 73"w 20.5"d 18"h		<b>Weight:</b> 140 lbs.		<b>COL:</b> 162 sq.ft. (482-P) / 193.5 sq.ft. (482-C) / 175.5 sq.ft. (482-T)									
			<b>COM</b>	<b>COL</b>	<b>1</b>	<b>2</b>	<b>3</b>	<b>4</b>	<b>5</b>	<b>6</b>	<b>7</b>	<b>8</b>	<b>9</b>	<b>10</b>	<b>L1</b>	<b>L2</b>
		<b>482-P</b>	2299	2528	2593	2800	3007	3213	3420	3627	3834	4040	4247	4454	4695	5439
			<i>Tight Seat &amp; Back</i>													
		<b>482-C</b>	2396	2636	2730	2959	3189	3418	3647	3876	4105	4334	4563	4792	5069	5893
			<i>Reversible Loose Cushion / Tight Back</i>													
		<b>482-T</b>	2599	2859	2900	3118	3336	3554	3772	3990	4208	4426	4644	4861	5361	6145
			<i>Tight Seat / Tufted Back</i>													

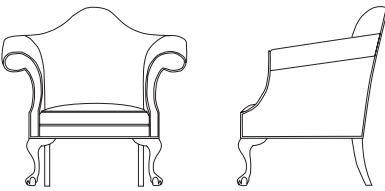
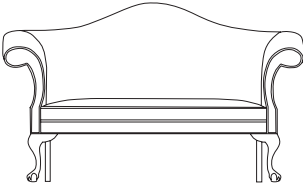
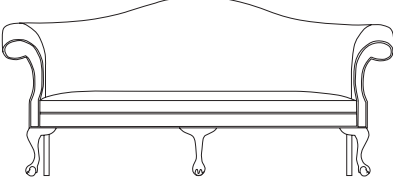
**DESCRIPTION:**

- Upholstery Frames: Hardwood & Plywood
- Seat: High Density Polyurethane Foam Over Eight-Way Hand Tied Coil Springs
- Back: High Density Polyurethane Foam Over Sinuous Wire Springs
- Upholstered Arms: Polyurethane Foam Over Hardwood
- Exposed Legs: Solid Cherry, Lacquer Finished
- 10 Year Warranty

**OPTIONS:**

- Feather Down & Polyester Pillows Available (See Page 5)
- Specify Exposed Wood Finish (See Page 6)
- Brass or Pewter Nail Head Trim (See Page 68)

**Note: Trinity Must Approve Specific Fabrics / Leathers Used For Tufting.**

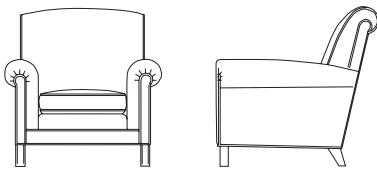


RICHMOND		ITEM #:	SPECIFICATIONS   GRADES   LIST PRICES:													
			<b>Overall:</b> 38"w 34"d 35.5"h			<b>Arm:</b> 32"h			<b>COM:</b> 5.75 yds. (483-P) / 6.25 yds. (483-T)							
			<b>Seat:</b> 21.5"w 20.5"d 18"h			<b>Weight:</b> 85 lbs.			<b>COL:</b> 103.5 sq.ft. (483-P) / 112.5 sq.ft. (483-T)							
			<b>COM</b>	<b>COL</b>	<b>1</b>	<b>2</b>	<b>3</b>	<b>4</b>	<b>5</b>	<b>6</b>	<b>7</b>	<b>8</b>	<b>9</b>	<b>10</b>	<b>L1</b>	<b>L2</b>
<b>483-P</b>			1410	1551	1605	1739	1874	2008	2142	2276	2410	2544	2678	2812	2973	3456
													<i>Tight Seat &amp; Back / Clean-Out Between Seat &amp; Back</i>			
<b>483-T</b>			1547	1701	1746	1886	2025	2165	2305	2444	2584	2724	2863	3003	3191	3694
													<i>Tight Seat / Tufted Back</i>			
			<b>Overall:</b> 59"w 34"d 35.5"h			<b>Arm:</b> 32"h			<b>COM:</b> 7 yds. (484-P) / 8 yds. (484-T)							
			<b>Seat:</b> 44"w 20.5"d 18"h			<b>Weight:</b> 105 lbs.			<b>COL:</b> 126 sq.ft. (484-P) / 144 sq.ft. (484-T)							
			<b>COM</b>	<b>COL</b>	<b>1</b>	<b>2</b>	<b>3</b>	<b>4</b>	<b>5</b>	<b>6</b>	<b>7</b>	<b>8</b>	<b>9</b>	<b>10</b>	<b>L1</b>	<b>L2</b>
<b>484-P</b>			1842	2026	2070	2232	2394	2556	2718	2881	3043	3205	3367	3529	3722	4306
													<i>Tight Seat &amp; Back</i>			
<b>484-T</b>			2062	2268	2302	2475	2648	2822	2995	3168	3341	3514	3688	3861	4100	4723
													<i>Tight Seat / Tufted Back</i>			
			<b>Overall:</b> 88"w 34"d 38.5"h			<b>Arm:</b> 32"h			<b>COM:</b> 9 yds. (485-P) / 9.75 yds. (485-T)							
			<b>Seat:</b> 73"w 20.5"d 18"h			<b>Weight:</b> 140 lbs.			<b>COL:</b> 162 sq.ft. (485-P) / 175.5 sq.ft. (485-T)							
			<b>COM</b>	<b>COL</b>	<b>1</b>	<b>2</b>	<b>3</b>	<b>4</b>	<b>5</b>	<b>6</b>	<b>7</b>	<b>8</b>	<b>9</b>	<b>10</b>	<b>L1</b>	<b>L2</b>
<b>485-P</b>			2431	2674	2718	2925	3132	3339	3545	3752	3959	4165	4372	4579	4820	5564
													<i>Tight Seat &amp; Back</i>			
<b>485-T</b>			2745	3020	3039	3257	3475	3693	3910	4128	4346	4564	4782	5000	5303	6087
													<i>Tight Seat / Tufted Back</i>			

**DESCRIPTION:**

- Upholstery Frames: Hardwood & Plywood
- Seat: High Density Polyurethane Foam Over Eight-Way Hand Tied Coil Springs
- Back: High Density Polyurethane Foam Over Sinuous Wire Springs
- Loose Cushions: High Density Polydacron
- Integral Exposed Wood Legs: Solid Cherry
- Leather / Vinyl Cushions Are Not Reversible
- 10 Year Warranty

**OPTIONS:**

- PM1 Power/Data Module (1-Power / 1-USB 2 Port Simplex Charger) .....\$683
- Feather Down & Polyester Pillows Available (See Page 5)  
 Specify Exposed Wood Finish (See Page 6)  
 Brass or Pewter Nail Head Trim (See Page 68)

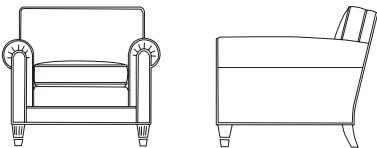
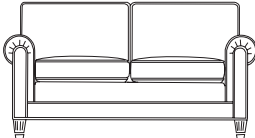
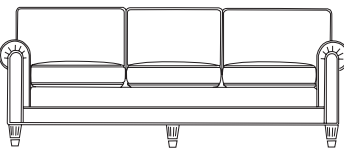
DAVENPORT		ITEM #:	SPECIFICATIONS   GRADES   LIST PRICES:													
	LOUNGE CHAIR		<b>Overall:</b> 34.5"w 37"d 34.5"h <b>Seat:</b> 21.5"w 21"d 18"h			<b>Arm:</b> 24"h <b>Weight:</b> 75 lbs.			<b>COM:</b> 5 yds. (486-P) / 5.5 yds. (486-C) <b>COL:</b> 90 sq.ft. (486-P) / 99 sq.ft. (486-C)							
			<b>COM</b>	<b>COL</b>	<b>1</b>	<b>2</b>	<b>3</b>	<b>4</b>	<b>5</b>	<b>6</b>	<b>7</b>	<b>8</b>	<b>9</b>	<b>10</b>	<b>L1</b>	<b>L2</b>
	<b>486-P</b>		1349	1483	1502	1614	1726	1838	1949	2061	2173	2285	2396	2508	2657	3060
			<i>Tight Seat &amp; Back</i>													
		<b>486-C</b>	1361	1497	1548	1676	1805	1933	2062	2190	2319	2447	2576	2704	2872	3335
			<i>Reversible Loose Seat Cushion / Tight Back</i>													
	TWO PLACE SOFA		<b>Overall:</b> 65.5"w 37"d 34.5"h <b>Seat:</b> 52.5"w 21"d 18"h			<b>Arm:</b> 24"h <b>Weight:</b> 110 lbs.			<b>COM:</b> 7.75 yds. (487-P) / 8.5 yds. (487-C) <b>COL:</b> 139.5 sq.ft. (487-P) / 153 sq.ft. (487-C)							
			<b>COM</b>	<b>COL</b>	<b>1</b>	<b>2</b>	<b>3</b>	<b>4</b>	<b>5</b>	<b>6</b>	<b>7</b>	<b>8</b>	<b>9</b>	<b>10</b>	<b>L1</b>	<b>L2</b>
	<b>487-P</b>		1941	2135	2187	2360	2533	2706	2879	3053	3226	3399	3572	3746	3967	4590
			<i>Tight Seat &amp; Back</i>													
		<b>487-C</b>	1974	2171	2240	2425	2609	2793	2978	3162	3347	3531	3715	3900	4139	4803
			<i>Reversible Loose Seat Cushions / Tight Back</i>													
	THREE PLACE SOFA		<b>Overall:</b> 82.5"w 37"d 34.5"h <b>Seat:</b> 69.5"w 21"d 18"h			<b>Arm:</b> 24"h <b>Weight:</b> 160 lbs.			<b>COM:</b> 9 yds. (488-P) / 10 yds. (488-C) <b>COL:</b> 162 sq.ft. (488-P) / 180 sq.ft. (488-C)							
			<b>COM</b>	<b>COL</b>	<b>1</b>	<b>2</b>	<b>3</b>	<b>4</b>	<b>5</b>	<b>6</b>	<b>7</b>	<b>8</b>	<b>9</b>	<b>10</b>	<b>L1</b>	<b>L2</b>
	<b>488-P</b>		2363	2600	2632	2828	3023	3219	3414	3610	3806	4001	4197	4392	4646	5350
			<i>Tight Seat &amp; Back</i>													
		<b>488-C</b>	2459	2705	2767	2985	3203	3421	3639	3857	4075	4293	4511	4729	5016	5801
			<i>Reversible Loose Seat Cushions / Tight Back</i>													

**DESCRIPTION:**

- Upholstery Frames: Hardwood & Plywood
- Seat: High Density Polyurethane Foam Over Eight-Way Hand Tied Coil Springs
- Back: High Density Polyurethane Foam Over Sinuous Wire Springs
- Loose Cushions: High Density Polydacron
- Integral Exposed Wood Legs: Solid Cherry
- Leather / Vinyl Cushions Are Not Reversible
- Brass Ferrules Standard
- 10 Year Warranty

**OPTIONS:**

- PM1 Power/Data Module (1-Power / 1-USB 2 Port Simplex Charger) .....\$683
- Feather Down & Polyester Pillows Available (See Page 5)  
 Specify Exposed Wood Finish (See Page 6)  
 Brass Nail Head Trim (See Page 68)

RANDOLPH		ITEM #:	SPECIFICATIONS   GRADES   LIST PRICES:													
			<b>Overall:</b> 35"w 34"d 31"h			<b>Arm:</b> 23"h			<b>COM:</b> 4.75 yds. (490-P) / 5.25 yds. (490-C)							
			<b>Seat:</b> 21.5"w 20.5"d 17.5"h			<b>Weight:</b> 65 lbs.			<b>COL:</b> 85.5 sq.ft. (490-P) / 94.5 sq.ft. (490-C)							
			<b>COM</b>	<b>COL</b>	<b>1</b>	<b>2</b>	<b>3</b>	<b>4</b>	<b>5</b>	<b>6</b>	<b>7</b>	<b>8</b>	<b>9</b>	<b>10</b>	<b>L1</b>	<b>L2</b>
	<b>490-P</b>		1518	1670	1652	1758	1864	1970	2076	2182	2289	2395	2501	2607	2761	3144
			<i>Tight Seat &amp; Back</i>													
	<b>490-C</b>		1568	1725	1722	1839	1956	2074	2191	2308	2426	2543	2660	2778	2946	3369
			<i>Reversible Loose Seat Cushion</i>													
<i>Brass Nail Head Trim Available On Arm Fronts Only</i>																
			<b>Overall:</b> 58.5"w 34"d 31"h			<b>Arm:</b> 23"h			<b>COM:</b> 6.75 yds. (491-P) / 7.25 yds. (491-C)							
			<b>Seat:</b> 44"w 20.5"d 17.5"h			<b>Weight:</b> 100 lbs.			<b>COL:</b> 121.5 sq.ft. (491-P) / 130.5 sq.ft. (491-C)							
			<b>COM</b>	<b>COL</b>	<b>1</b>	<b>2</b>	<b>3</b>	<b>4</b>	<b>5</b>	<b>6</b>	<b>7</b>	<b>8</b>	<b>9</b>	<b>10</b>	<b>L1</b>	<b>L2</b>
	<b>491-P</b>		2034	2237	2230	2381	2532	2683	2834	2984	3135	3286	3437	3588	3797	4340
			<i>Tight Seat &amp; Back</i>													
	<b>491-C</b>		2176	2394	2399	2566	2734	2902	3069	3237	3404	3572	3740	3907	4143	4746
			<i>Reversible Loose Seat Cushions</i>													
<i>Brass Nail Head Trim Available On Arm Fronts Only</i>																
			<b>Overall:</b> 78.5"w 34"d 31"h			<b>Arm:</b> 23"h			<b>COM:</b> 8 yds. (492-P) / 9.5 yds. (492-C)							
			<b>Seat:</b> 64"w 20.5"d 17.5"h			<b>Weight:</b> 147 lbs.			<b>COL:</b> 144 sq.ft. (492-P) / 171 sq.ft. (492-C)							
			<b>COM</b>	<b>COL</b>	<b>1</b>	<b>2</b>	<b>3</b>	<b>4</b>	<b>5</b>	<b>6</b>	<b>7</b>	<b>8</b>	<b>9</b>	<b>10</b>	<b>L1</b>	<b>L2</b>
	<b>492-P</b>		2528	2781	2755	2934	3112	3291	3470	3649	3827	4006	4185	4364	4611	5254
			<i>Tight Seat &amp; Back</i>													
	<b>492-C</b>		2691	2960	2965	3172	3378	3585	3792	3999	4205	4412	4619	4826	5112	5857
			<i>Reversible Loose Seat Cushions</i>													
<i>Brass Nail Head Trim Available On Arm Fronts Only</i>																

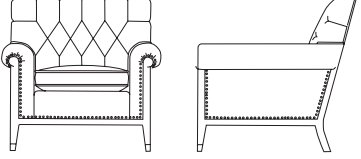
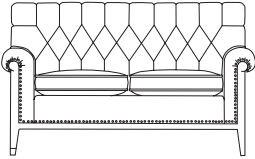
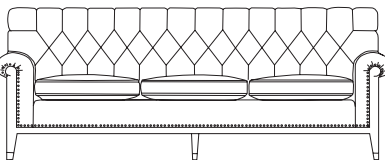
**DESCRIPTION:**

- Upholstery Frames: Hardwood & Plywood
- Seat: High Density Polyurethane Foam Over Eight-Way Hand Tied Coil Springs
- Back: High Density Polyurethane Foam Over Sinuous Wire Springs
- Loose Cushions: High Density Polydacron
- Integral Exposed Wood Legs: Solid Cherry
- Leather / Vinyl Cushions Are Not Reversible
- Brass Nail Head Trim / Brass Ferrules Standard
- 10 Year Warranty

**OPTIONS:**





- PM1 Power/Data Module (1-Power / 1-USB 2 Port Simplex Charger) .....\$683
- Feather Down & Polyester Pillows Available (See Page 5)  
Specify Exposed Wood Finish (See Page 6)


**Note: Trinity Must Approve Specific Fabrics / Leathers Used For Tufting.**

RAYBURN		ITEM #:	SPECIFICATIONS   GRADES   LIST PRICES:																
		<b>LOUNGE CHAIR / TUFTED BACK</b>  <b>493-P</b>  <b>493-C</b>  <b>493-T</b>	<b>Overall:</b> 34.5"w 34"d 34"h <b>Seat:</b> 21.5"w 20"d 18"h	<b>Arm:</b> 23"h <b>Weight:</b> 65 lbs.	<b>COM:</b> 4.75 yds. (493-P) / 6.25 yds. (493-C) / 6.5 yds. (493-T) <b>COL:</b> 85.5 sq.ft. (493-P) / 112.5 sq.ft. (493-C) / 117 sq.ft. (493-T)	COM	COL	1	2	3	4	5	6	7	8	9	10	L1	L2
			<i>Tight Seat &amp; Back</i>																
			<i>Reversible Loose Seat Cushion / Tight Back</i>																
			<i>Reversible Loose Seat Cushion / Tufted Back</i>																
Standard With Brass Nail Head Trim / Brass Ferrules																			
		<b>TWO PLACE SOFA / TUFTED BACK</b>  <b>494-P</b>  <b>494-C</b>  <b>494-T</b>	<b>Overall:</b> 64"w 34"d 34"h <b>Seat:</b> 51"w 20"d 18"h	<b>Arm:</b> 23"h <b>Weight:</b> 100 lbs.	<b>COM:</b> 6.5 yds. (494-P) / 8 yds. (494-C) / 8.75 yds. (494-T) <b>COL:</b> 117 sq.ft. (494-P) / 144 sq.ft. (494-C) / 157.5 sq.ft. (494-T)	COM	COL	1	2	3	4	5	6	7	8	9	10	L1	L2
			<i>Tight Seat &amp; Back</i>																
			<i>Reversible Loose Seat Cushions / Tight Back</i>																
			<i>Reversible Loose Seat Cushions / Tufted Back</i>																
Standard With Brass Nail Head Trim / Brass Ferrules																			
		<b>THREE PLACE SOFA / TUFTED BACK</b>  <b>495-P</b>  <b>495-C</b>  <b>495-T</b>	<b>Overall:</b> 89"w 34"d 34"h <b>Seat:</b> 76"w 20"d 18"h	<b>Arm:</b> 23"h <b>Weight:</b> 170 lbs.	<b>COM:</b> 9.25 yds. (495-P) / 10.25 yds. (495-C) / 11 yds. (495-T) <b>COL:</b> 166.5 sq.ft. (495-P) / 184.5 sq.ft. (495-C) / 198 sq.ft. (495-T)	COM	COL	1	2	3	4	5	6	7	8	9	10	L1	L2
			<i>Tight Seat &amp; Back</i>																
			<i>Reversible Loose Seat Cushions / Tight Back</i>																
			<i>Reversible Loose Seat Cushions / Tufted Back</i>																
Standard With Brass Nail Head Trim / Brass Ferrules																			



BASES	OPTION #:	SPECIFICATIONS   LIST PRICES   AVAILABILITY:								
<p>TRANSITIONAL WOOD BASE</p> 	<p>TWB</p>	<p><b>Overall:</b> 25"w 25"d 5.5"h</p> <hr/> <p>No Charge Solid Hardwood Cap, Steel Reinforced 5 Prong Base With 55mm Black Dual Wheel Casters.</p> <p>OPTIONS:</p> <table border="0"> <tr> <td>Carpet Caster - 2" Metal Balls</td> <td>\$125 (Set Of 5)</td> </tr> <tr> <td>Antique Bronze Hooded Caster - 2" Rubber Ball</td> <td>\$115 (Set Of 5)</td> </tr> <tr> <td>Brass Hooded Black Caster - 2" Dual Wheels</td> <td>\$65 (Set Of 5)</td> </tr> </table> <p><b>Available:</b> Traditional Executive Seating</p>	Carpet Caster - 2" Metal Balls	\$125 (Set Of 5)	Antique Bronze Hooded Caster - 2" Rubber Ball	\$115 (Set Of 5)	Brass Hooded Black Caster - 2" Dual Wheels	\$65 (Set Of 5)		
Carpet Caster - 2" Metal Balls	\$125 (Set Of 5)									
Antique Bronze Hooded Caster - 2" Rubber Ball	\$115 (Set Of 5)									
Brass Hooded Black Caster - 2" Dual Wheels	\$65 (Set Of 5)									
<p>CLASSIC WOOD BASE</p> 	<p>CWB</p>	<p><b>Overall:</b> 28"w 28"d 5"h</p> <hr/> <p>Standard Traditional Base - No Charge Solid Hardwood Cap, Steel Reinforced 5 Prong Base With 55mm Black Dual Wheel Casters.</p> <p>OPTIONS:</p> <table border="0"> <tr> <td>Carpet Caster - 2" Metal Balls</td> <td>\$125 (Set Of 5)</td> </tr> <tr> <td>Antique Bronze Hooded Caster - 2" Rubber Ball</td> <td>\$115 (Set Of 5)</td> </tr> <tr> <td>Brass Hooded Black Caster - 2" Dual Wheels</td> <td>\$65 (Set Of 5)</td> </tr> <tr> <td>Brass Scuff Plates</td> <td>\$80 (Set Of 5)</td> </tr> </table> <p><b>Available:</b> Traditional Executive Seating</p>	Carpet Caster - 2" Metal Balls	\$125 (Set Of 5)	Antique Bronze Hooded Caster - 2" Rubber Ball	\$115 (Set Of 5)	Brass Hooded Black Caster - 2" Dual Wheels	\$65 (Set Of 5)	Brass Scuff Plates	\$80 (Set Of 5)
Carpet Caster - 2" Metal Balls	\$125 (Set Of 5)									
Antique Bronze Hooded Caster - 2" Rubber Ball	\$115 (Set Of 5)									
Brass Hooded Black Caster - 2" Dual Wheels	\$65 (Set Of 5)									
Brass Scuff Plates	\$80 (Set Of 5)									
<p>TAPERED RESIN BASE</p> 	<p>TRB</p>	<p><b>Overall:</b> 25.5"w 25.5"d 5"h</p> <hr/> <p>\$125 Deduct Black Reinforced Nylon 5 Prong Base With 55mm Black Dual Wheel Casters.</p> <p><b>Available:</b> Traditional Executive Seating</p>								
<p>JURY BASE</p> 	<p>JRB</p>	<p><b>Overall:</b> 8.5" Diameter 3.75"h</p> <hr/> <p>\$26 360° Rotation, Self Centering With Pneumatic Height Adjustment</p> <p>OPTIONS: No Rotation</p> <p><b>Available:</b> Traditional Executive Seating</p>								

CASTERS / SCUFF PLATES / NAIL TRIM / MEDALLIONS	OPTION #:	SPECIFICATIONS   LIST PRICES   AVAILABILITY:
<b>CASTERS</b>		
 <p>(C1) Carpet Caster - 2" Metal Balls</p> <p>(C2) Antique Bronze Hooded Caster - 2" Rubber Ball</p> <p>(C3) Brass Hooded Black Caster - 2" Dual Wheels</p> <p>(C4) Black Sculptured Glide - 2" Flat Bottom Glide</p>	<p><b>C1</b></p> <p><b>C2</b></p> <p><b>C3</b></p> <p><b>C4</b></p>	<p><b>Overall: 2"h</b></p> <hr/> <p>\$131 (Set Of 5) <i>Carpet Caster - 2" Metal Balls (Additional Finishes Available)</i></p> <p>\$121 (Set Of 5) <i>Antique Bronze Hooded Caster - 2" Rubber Ball (Additional Finishes Available)</i></p> <p>\$68 (Set Of 5) <i>Brass Hooded Black Caster - 2" Dual Wheels (Additional Finishes Available)</i></p> <p>No Charge (Set Of 5) <i>Black Sculptured Glide - 2" Flat Bottom Glide</i></p> <p><b>Available: Traditional Executive Seating</b></p>
<b>SCUFF PLATES</b>		
	<p><b>SP</b></p>	<p><b>Overall: 1"w 4"d</b></p> <hr/> <p>\$84 (Set Of 5) <i>(Specify Brass Or Pewter)</i></p> <p><b>Available: Classic Base Only</b></p>
<b>NAIL HEAD TRIM</b>		
	<p><b>NT-1</b></p> <p><b>NT-2</b></p> <p><b>NT-3</b></p>	<p><b>Overall: .4375" Diameter</b></p> <hr/> <p>\$53 - Lounge Chair <i>#9 French Natural Brass Standard. Pewter Nail Trim Is Available. (Specify Finish) NOTE: All Trim Is Placed Head To Head.</i></p> <p>\$79 - Executive Chair, Wing Back Chairs, Two Place Sofa (Love Seat) <i>#9 French Natural Brass Standard. Pewter Nail Trim Is Available. (Specify Finish) NOTE: All Trim Is Placed Head To Head.</i></p> <p>\$105 - Three Place Sofa <i>#9 French Natural Brass Standard. Pewter Nail Trim Is Available. (Specify Finish) NOTE: All Trim Is Placed Head To Head.</i></p> <p><b>Available: Traditional Executive, Guest, Lounge</b></p>
<b>CONCENTRIC CIRCLE ARM MEDALLIONS</b>		
	<p><b>CCM</b></p>	<p><b>Overall: 1.25" Diameter</b></p> <hr/> <p>No Charge <i>(Specify Finish)</i></p> <p><b>Available: Traditional Executive Chairs</b></p>

POWER / COVERS	OPTION #:	SPECIFICATIONS   LIST PRICES   AVAILABILITY:
<p>POWER / DATA MODULE</p> 	<p><b>PM1</b></p>	<p><b>Overall:</b> 5.25"w 1.25"d 4.25"h</p> <hr/> <p><b>\$683</b> (1-Power / 1-USB 2 Port Simplex Charger Standard)  <i>Vertical / Horizontal Mount Power Module. Price Varies By Socket. Contact Customer Service For Quote. (Additional Colors Available)</i></p> <p><b>Available:</b> <i>Traditional Lounge</i></p>
<p>CONTRASTING COVERS</p> 	<p><b>CC</b></p>	<p><b>Overall:</b> <i>n/a</i></p> <hr/> <p><b>\$105</b>  <i>NOTE: If Two Or More Upholsteries Or Leathers Are Used On Any Piece Of Furniture, Then A Contrast Charge Will Apply Per Order. When Using Trinity Upholstery, The Higher Priced Upholstery Grade Will Be Used In Pricing, Unless It's Trinity Leather With Fabric Contrast Welt, Or COM With Trinity Contrast Welt, Then Contact Customer Service For Pricing.</i></p> <p><b>Available:</b> <i>Traditional Collection</i></p>

# CONRAD

---

EXECUTIVE / GUEST

Effective: January 1, 2017

Modified: May 1, 2018

T R I N I T Y

<b>Date:</b>	<b>Page:</b>	<b>Modification:</b>	<b>Description:</b>
9-15-17	Page 82	Addition	Stretcher & Bookrack Option For Guest Chairs
10-10-17	Page 81	Addition	Polished Aluminum Caster Option
11-14-17	Page 77	Correction	Pricing For Item # 552
11-14-17	Page 79	Correction	Pricing For Item # 575
5-1-18	All Pages	5% Price Increase	Price List Reflects 5% Increase To January 1, 2017

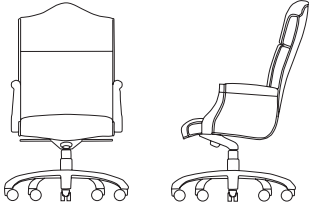
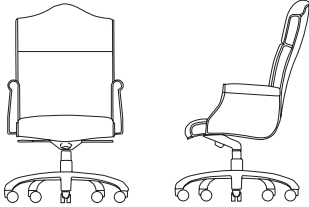
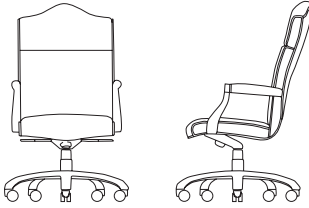
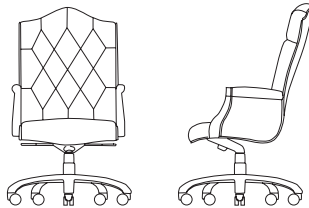
**DESCRIPTION:**

- Upholstery Frames: Plywood & Hardwood
- Seat / Back: High Density Polyurethane Foam
- Arms: High Density Polyurethane Foam Over Plywood & Hardwood
- Exposed Wood Upholstered Arms & Exposed Wood Open Arms Have Exposed Solid Maple Front Posts Finished In Lacquer
- All Arms Attached & Reinforced w/ Steel
- Black Arched Resin Base Standard
- 10 Year Warranty

**OPTIONS:**

Specify Exposed Wood Finish (See Page 6)  
Base & Caster Options Available (See Pages 84-85)

**Note: Trinity Must Approve Specific Fabrics / Leathers Used For Tufting.**

EXECUTIVE	ITEM #:	SPECIFICATIONS   GRADES   LIST PRICES:													
<b>HIGH BACK CHAIR / EXPOSED WOOD UPHOLSTERED ARM</b>  		<b>Overall:</b> 24.5"w 28"d 45"-48"h			<b>Arm:</b> 25"-28"h			<b>COM:</b> 3.25 yds. (500-2 / 500-4) / 3.5 yds. (500-2X)							
		<b>Seat:</b> 20.5"w 20"d 17"-20"h			<b>Weight:</b> 65 lbs.			<b>COL:</b> 58.5 sq.ft. (500-2 / 500-4) / 63 sq.ft. (500-2X)							
		<b>COM</b>	<b>COL</b>	<b>1</b>	<b>2</b>	<b>3</b>	<b>4</b>	<b>5</b>	<b>6</b>	<b>7</b>	<b>8</b>	<b>9</b>	<b>10</b>	<b>L1</b>	<b>L2</b>
	<b>500-2</b>	1212	1333	1287	1358	1428	1499	1570	1641	1711	1782	1853	1923	2036	2290
		<i>Tilt Swivel / Pneumatic Seat Height Adjustment</i>													
	<b>500-2X</b>	1296	1426	1379	1455	1532	1609	1685	1762	1838	1915	1992	2068	2185	2461
		<i>Heavy Duty Construction / Overall Size Increased: W + 1.5", D + 1.5" / Tilt Swivel / Pneumatic Seat Height Adjustment</i>													
	<b>500-4</b>	1232	1355	1306	1377	1447	1518	1589	1659	1730	1801	1871	1942	2055	2309
		<i>Knee Tilt Swivel w/ Infinite Lock / Pneumatic Seat Height Adjustment</i>													
<b>HIGH BACK CHAIR / FULLY UPHOLSTERED ARM</b>  		<b>Overall:</b> 26"w 28"d 45"-48"h			<b>Arm:</b> 25"-28"h			<b>COM:</b> 3.5 yds. (501-2 / 501-4) / 3.5 yds. (501-2X)							
		<b>Seat:</b> 20.5"w 20"d 17"-20"h			<b>Weight:</b> 65 lbs.			<b>COL:</b> 63 sq.ft. (501-2 / 501-4) / 63 sq.ft. (501-2X)							
		<b>COM</b>	<b>COL</b>	<b>1</b>	<b>2</b>	<b>3</b>	<b>4</b>	<b>5</b>	<b>6</b>	<b>7</b>	<b>8</b>	<b>9</b>	<b>10</b>	<b>L1</b>	<b>L2</b>
	<b>501-2</b>	1123	1236	1215	1292	1369	1445	1522	1598	1675	1752	1828	1905	2024	2299
		<i>Tilt Swivel / Pneumatic Seat Height Adjustment</i>													
	<b>501-2X</b>	1188	1307	1277	1353	1430	1506	1583	1660	1736	1813	1889	1966	2085	2361
		<i>Heavy Duty Construction / Overall Size Increased: W + 1.5", D + 1.5" / Tilt Swivel / Pneumatic Seat Height Adjustment</i>													
	<b>501-4</b>	1143	1258	1234	1311	1387	1464	1541	1617	1694	1770	1847	1924	2043	2318
		<i>Knee Tilt Swivel w/ Infinite Lock / Pneumatic Seat Height Adjustment</i>													
<b>HIGH BACK CHAIR / EXPOSED WOOD / OPEN ARM</b>  		<b>Overall:</b> 24.5"w 28"d 45"-48"h			<b>Arm:</b> 25"-28"h			<b>COM:</b> 2.75 yds.							
		<b>Seat:</b> 20.5"w 20"d 17"-20"h			<b>Weight:</b> 65 lbs.			<b>COL:</b> 49.5 sq.ft.							
		<b>COM</b>	<b>COL</b>	<b>1</b>	<b>2</b>	<b>3</b>	<b>4</b>	<b>5</b>	<b>6</b>	<b>7</b>	<b>8</b>	<b>9</b>	<b>10</b>	<b>L1</b>	<b>L2</b>
	<b>502-2</b>	1093	1202	1151	1210	1269	1328	1387	1446	1505	1564	1622	1681	1779	1991
		<i>Tilt Swivel / Pneumatic Seat Height Adjustment</i>													
	<b>502-4</b>	1113	1224	1170	1229	1288	1347	1406	1465	1523	1582	1641	1700	1798	2010
		<i>Knee Tilt Swivel w/ Infinite Lock / Pneumatic Seat Height Adjustment</i>													
<b>HIGH BACK CHAIR / EXPOSED WOOD UPHOLSTERED ARM / TUFTED BACK</b>  		<b>Overall:</b> 24.5"w 28"d 45"-48"h			<b>Arm:</b> 25"-28"h			<b>COM:</b> 3.75 yds. (503-2 / 503-4) / 3.75 yds. (503-2X)							
		<b>Seat:</b> 20.5"w 20"d 17"-20"h			<b>Weight:</b> 65 lbs.			<b>COL:</b> 67.5 sq.ft. (503-2 / 503-4) / 67.5 sq.ft. (503-2X)							
		<b>COM</b>	<b>COL</b>	<b>1</b>	<b>2</b>	<b>3</b>	<b>4</b>	<b>5</b>	<b>6</b>	<b>7</b>	<b>8</b>	<b>9</b>	<b>10</b>	<b>L1</b>	<b>L2</b>
	<b>503-2</b>	1350	1485	1441	1523	1606	1688	1771	1853	1936	2018	2101	2183	2330	2627
		<i>Tilt Swivel / Pneumatic Seat Height Adjustment</i>													
	<b>503-2X</b>	1444	1589	1531	1613	1696	1778	1861	1943	2026	2108	2190	2273	2421	2718
		<i>Heavy Duty Construction / Overall Size Increased: W + 1.5", D + 1.5" / Tilt Swivel / Pneumatic Seat Height Adjustment</i>													
	<b>503-4</b>	1370	1507	1460	1542	1625	1707	1790	1872	1955	2037	2120	2202	2349	2646
		<i>Knee Tilt Swivel w/ Infinite Lock / Pneumatic Seat Height Adjustment</i>													

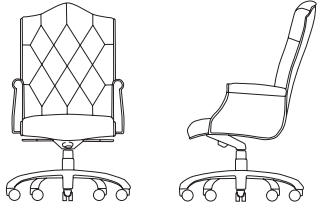
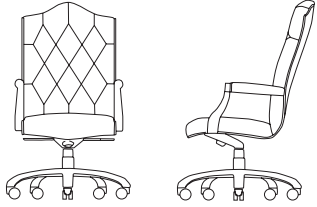
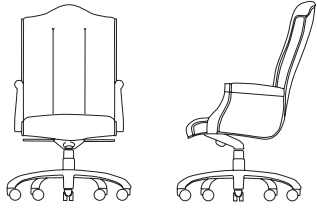
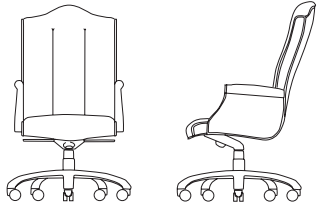
**DESCRIPTION:**

- Upholstery Frames: Plywood & Hardwood
- Seat / Back: High Density Polyurethane Foam
- Arms: High Density Polyurethane Foam Over Plywood & Hardwood
- Exposed Wood Upholstered Arms & Exposed Wood Open Arms Have Exposed Solid Maple Front Posts Finished In Lacquer
- All Arms Attached & Reinforced w/ Steel
- Black Arched Resin Base Standard
- 10 Year Warranty

**OPTIONS:**

Specify Exposed Wood Finish (See Page 6)  
Base & Caster Options Available (See Pages 84-85)

**Note: Trinity Must Approve Specific Fabrics / Leathers Used For Tufting.**

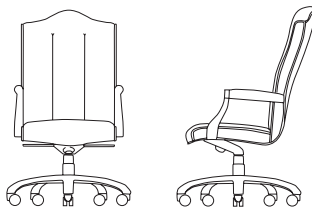
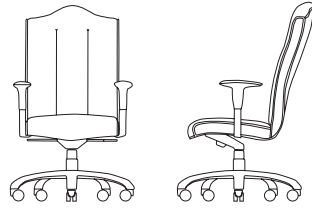
EXECUTIVE	ITEM #:	SPECIFICATIONS   GRADES   LIST PRICES:													
<b>HIGH BACK CHAIR / FULLY UPHOLSTERED ARM / TUFTED BACK</b>  		<b>Overall:</b> 26"w 28"d 45"-48"h			<b>Arm:</b> 25"-28"h			<b>COM:</b> 3.75 yds. (504-2 / 504-4) / 3.75 yds. (504-2X)							
		<b>Seat:</b> 20.5"w 20"d 17"-20"h			<b>Weight:</b> 65 lbs.			<b>COL:</b> 67.5 sq.ft. (504-2 / 504-4) / 67.5 sq.ft. (504-2X)							
		<b>COM</b>	<b>COL</b>	<b>1</b>	<b>2</b>	<b>3</b>	<b>4</b>	<b>5</b>	<b>6</b>	<b>7</b>	<b>8</b>	<b>9</b>	<b>10</b>	<b>L1</b>	<b>L2</b>
	<b>504-2</b>	1244	1369	1341	1424	1506	1589	1671	1754	1836	1919	2001	2084	2232	2529
		<i>Tilt Swivel / Pneumatic Seat Height Adjustment</i>													
	<b>504-2X</b>	1315	1446	1408	1491	1573	1656	1738	1820	1903	1985	2068	2150	2298	2595
		<i>Heavy Duty Construction / Overall Size Increased: W + 1.5", D + 1.5" / Tilt Swivel / Pneumatic Seat Height Adjustment</i>													
	<b>504-4</b>	1264	1390	1280	1362	1445	1527	1610	1692	1780	1867	1954	2041	2171	2468
		<i>Knee Tilt Swivel w/ Infinite Lock / Pneumatic Seat Height Adjustment</i>													
<b>HIGH BACK CHAIR / EXPOSED WOOD OPEN ARM / TUFTED BACK</b>  		<b>Overall:</b> 25"w 28"d 45"-48"h			<b>Arm:</b> 25"-28"h			<b>COM:</b> 3.25 yds.							
		<b>Seat:</b> 20.5"w 20"d 17"-20"h			<b>Weight:</b> 65 lbs.			<b>COL:</b> 58.5 sq.ft.							
		<b>COM</b>	<b>COL</b>	<b>1</b>	<b>2</b>	<b>3</b>	<b>4</b>	<b>5</b>	<b>6</b>	<b>7</b>	<b>8</b>	<b>9</b>	<b>10</b>	<b>L1</b>	<b>L2</b>
	<b>505-2</b>	1229	1352	1304	1375	1445	1516	1587	1657	1728	1799	1869	1940	2072	2326
		<i>Tilt Swivel / Pneumatic Seat Height Adjustment</i>													
	<b>505-4</b>	1249	1374	1323	1393	1464	1535	1605	1676	1747	1818	1888	1959	2091	2345
		<i>Knee Tilt Swivel w/ Infinite Lock / Pneumatic Seat Height Adjustment</i>													
<b>HIGH BACK CHAIR / EXPOSED WOOD UPHOLSTERED ARM / VERTICAL CHANNEL BACK</b>  		<b>Overall:</b> 25"w 28"d 45"-48"h			<b>Arm:</b> 25"-28"h			<b>COM:</b> 3.5 yds. (510-2 / 510-4) / 3.5 yds. (510-2X)							
		<b>Seat:</b> 20.5"w 20"d 17"-20"h			<b>Weight:</b> 65 lbs.			<b>COL:</b> 63 sq.ft. (510-2 / 510-4) / 63 sq.ft. (510-2X)							
		<b>COM</b>	<b>COL</b>	<b>1</b>	<b>2</b>	<b>3</b>	<b>4</b>	<b>5</b>	<b>6</b>	<b>7</b>	<b>8</b>	<b>9</b>	<b>10</b>	<b>L1</b>	<b>L2</b>
	<b>510-2</b>	1175	1292	1264	1340	1417	1494	1570	1647	1723	1800	1877	1953	2066	2341
		<i>Tilt Swivel / Pneumatic Seat Height Adjustment</i>													
	<b>510-2X</b>	1228	1351	1314	1391	1467	1544	1621	1697	1774	1850	1927	2003	2117	2393
		<i>Heavy Duty Construction / Overall Size Increased: W + 1.5", D + 1.5" / Tilt Swivel / Pneumatic Seat Height Adjustment</i>													
	<b>510-4</b>	1195	1314	1283	1359	1436	1512	1589	1666	1742	1819	1895	1972	2084	2360
		<i>Knee Tilt Swivel w/ Infinite Lock / Pneumatic Seat Height Adjustment</i>													
<b>HIGH BACK CHAIR / FULLY UPHOLSTERED ARM / VERTICAL CHANNEL BACK</b>  		<b>Overall:</b> 25"w 28"d 45"-48"h			<b>Arm:</b> 25"-28"h			<b>COM:</b> 3.25 yds. (511-2 / 511-4) / 3.25 yds. (511-2X)							
		<b>Seat:</b> 20.5"w 20"d 17"-20"h			<b>Weight:</b> 65 lbs.			<b>COL:</b> 58.5 sq.ft. (511-2 / 511-4) / 58.5 sq.ft. (511-2X)							
		<b>COM</b>	<b>COL</b>	<b>1</b>	<b>2</b>	<b>3</b>	<b>4</b>	<b>5</b>	<b>6</b>	<b>7</b>	<b>8</b>	<b>9</b>	<b>10</b>	<b>L1</b>	<b>L2</b>
	<b>511-2</b>	1069	1176	1152	1223	1294	1364	1435	1506	1576	1647	1718	1789	1899	2153
		<i>Tilt Swivel / Pneumatic Seat Height Adjustment</i>													
	<b>511-2X</b>	1117	1229	1198	1269	1339	1410	1481	1551	1622	1693	1764	1834	1946	2200
		<i>Heavy Duty Construction / Overall Size Increased: W + 1.5", D + 1.5" / Tilt Swivel / Pneumatic Seat Height Adjustment</i>													
	<b>511-4</b>	1084	1193	1166	1237	1308	1378	1449	1520	1591	1661	1732	1803	1913	2167
		<i>Knee Tilt Swivel w/ Infinite Lock / Pneumatic Seat Height Adjustment</i>													

**DESCRIPTION:**

- Upholstery Frames: Plywood & Hardwood
- Seat / Back: High Density Polyurethane Foam
- Arms: High Density Polyurethane Foam Over Plywood & Hardwood
- Exposed Wood Upholstered Arms & Exposed Wood Open Arms Have Exposed Solid Maple Front Posts Finished In Lacquer
- All Arms Attached & Reinforced w/ Steel
- Task Arm Has Black Urethane Pad & Adjusts Vertically
- Black Arched Resin Base Standard
- 10 Year Warranty

**OPTIONS:**

Specify Exposed Wood Finish (See Page 6)  
Base & Caster Options Available (See Pages 84-85)

EXECUTIVE		ITEM #:	SPECIFICATIONS   GRADES   LIST PRICES:																
		<b>HIGH BACK CHAIR / EXPOSED WOOD OPEN ARM / VERTICAL CHANNEL BACK</b>	<b>Overall:</b> 25"w 28"d 45"-48"h <b>Seat:</b> 20.5"w 20"d 17"-20"h	<b>Arm:</b> 25-28"h <b>Weight:</b> 65 lbs.	<b>COM:</b> 3 yds. <b>COL:</b> 54 sq.ft.	<b>COM</b>	<b>COL</b>	<b>1</b>	<b>2</b>	<b>3</b>	<b>4</b>	<b>5</b>	<b>6</b>	<b>7</b>	<b>8</b>	<b>9</b>	<b>10</b>	<b>L1</b>	<b>L2</b>
		<b>512-2</b>	1060	1167	1132	1197	1262	1327	1391	1456	1521	1586	1651	1716	1813	2047	<i>Tilt Swivel / Pneumatic Seat Height Adjustment</i>		
		<b>512-4</b>	1080	1188	1151	1216	1281	1346	1410	1475	1540	1605	1670	1734	1832	2066	<i>Knee Tilt Swivel w/ Infinite Lock / Pneumatic Seat Height Adjustment</i>		
		<b>HIGH BACK CHAIR / FULLY ADJUSTABLE TASK CHAIR / VERTICAL CHANNEL BACK</b>	<b>Overall:</b> 24"w 28"d 45"-48"h <b>Seat:</b> 20.5"w 20"d 17"-20"h	<b>Arm:</b> 25-28"h <b>Weight:</b> 65 lbs.	<b>COM:</b> 3 yds. <b>COL:</b> 54 sq.ft.	<b>COM</b>	<b>COL</b>	<b>1</b>	<b>2</b>	<b>3</b>	<b>4</b>	<b>5</b>	<b>6</b>	<b>7</b>	<b>8</b>	<b>9</b>	<b>10</b>	<b>L1</b>	<b>L2</b>
		<b>513-2</b>	970	1067	1047	1112	1177	1241	1306	1371	1436	1501	1565	1630	1721	1954	<i>Tilt Swivel / Pneumatic Seat Height Adjustment</i>		
		<b>513-4</b>	995	1095	1071	1135	1200	1265	1330	1395	1459	1524	1589	1654	1745	1978	<i>Knee Tilt Swivel w/ Infinite Lock / Pneumatic Seat Height Adjustment</i>		

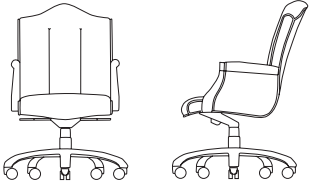
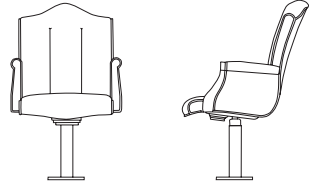
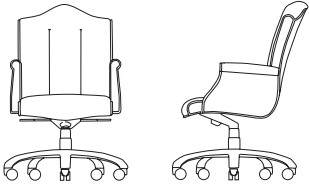
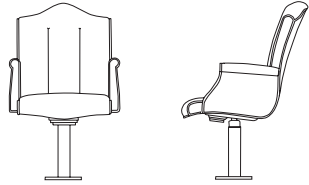


**DESCRIPTION:**

- Upholstery Frames: Plywood & Hardwood
- Seat / Back: High Density Polyurethane Foam
- Arms: High Density Polyurethane Foam Over Plywood & Hardwood
- Exposed Wood Upholstered Arms & Exposed Wood Open Arms Have Exposed Solid Maple Front Posts Finished In Lacquer
- All Arms Attached & Reinforced w/ Steel
- Black Arched Resin Base Standard
- 10 Year Warranty

**OPTIONS:**

Specify Exposed Wood Finish (See Page 6)  
Base & Caster Options Available (See Pages 84-85)

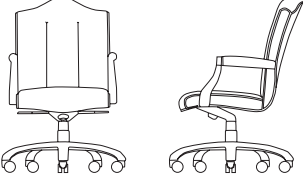
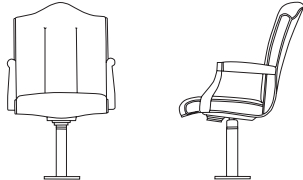
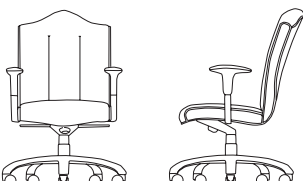
EXECUTIVE		ITEM #:	SPECIFICATIONS   GRADES   LIST PRICES:													
		<b>LOW BACK CHAIR / EXPOSED WOOD UPHOLSTERED ARM / VERTICAL CHANNEL BACK</b>	<b>Overall:</b> 24.5"w 28"d 36"-39"h <b>Seat:</b> 20.5"w 20"d 17"-20"h			<b>Arm:</b> 25"-28"h <b>Weight:</b> 60 lbs.			<b>COM:</b> 3 yds. <b>COL:</b> 54 sq.ft.							
			COM	COL	1	2	3	4	5	6	7	8	9	10	L1	L2
			520-2	1148	1262	1215	1279	1344	1409	1474	1539	1604	1668	1733	1798	1902
		520-4	1168	1284	1233	1298	1363	1428	1493	1558	1622	1687	1752	1817	1921	2154
			<i>Tilt Swivel / Pneumatic Seat Height Adjustment</i> <i>Knee Tilt Swivel w/ Infinite Lock / Pneumatic Seat Height Adjustment</i>													
		<b>LOW BACK JURY CHAIR / EXPOSED WOOD UPHOLSTERED ARM / VERTICAL CHANNEL BACK</b>	<b>Overall:</b> 24.5"w 28"d 36"-39"h <b>Seat:</b> 20.5"w 20"d 17"-20"h			<b>Arm:</b> 25"-28"h <b>Weight:</b> 60 lbs.			<b>COM:</b> 3 yds. <b>COL:</b> 54 sq.ft.							
			COM	COL	1	2	3	4	5	6	7	8	9	10	L1	L2
			520-5	1282	1410	1342	1407	1472	1536	1601	1666	1731	1796	1860	1925	2029
			<i>Tilt Swivel / Pneumatic Seat Height Adjustment / Self-Centering 360° Rotation</i>													
		<b>LOW BACK CHAIR / FULLY UPHOLSTERED ARM / VERTICAL CHANNEL BACK</b>	<b>Overall:</b> 25"w 28"d 36"-39"h <b>Seat:</b> 20.5"w 20"d 17"-20"h			<b>Arm:</b> 25"-28"h <b>Weight:</b> 60 lbs.			<b>COM:</b> 3 yds. <b>COL:</b> 54 sq.ft.							
			COM	COL	1	2	3	4	5	6	7	8	9	10	L1	L2
			521-2	1039	1143	1112	1177	1242	1307	1372	1436	1501	1566	1631	1696	1801
		521-4	1054	1160	1126	1191	1256	1321	1386	1451	1515	1580	1645	1710	1815	2048
			<i>Tilt Swivel / Pneumatic Seat Height Adjustment</i> <i>Knee Tilt Swivel w/ Infinite Lock / Pneumatic Seat Height Adjustment</i>													
		<b>LOW BACK JURY CHAIR / FULLY UPHOLSTERED ARM / VERTICAL CHANNEL BACK</b>	<b>Overall:</b> 25"w 28"d 36"-39"h <b>Seat:</b> 20.5"w 20"d 17"-20"h			<b>Arm:</b> 25"-28"h <b>Weight:</b> 60 lbs.			<b>COM:</b> 3 yds. <b>COL:</b> 54 sq.ft.							
			COM	COL	1	2	3	4	5	6	7	8	9	10	L1	L2
			521-5	1169	1286	1235	1300	1365	1429	1494	1559	1624	1689	1753	1818	1923
			<i>Tilt Swivel / Pneumatic Seat Height Adjustment / Self-Centering 360° Rotation</i>													

**DESCRIPTION:**

- Upholstery Frames: Plywood & Hardwood
- Seat / Back: High Density Polyurethane Foam
- Arms: High Density Polyurethane Foam Over Plywood & Hardwood
- Exposed Wood Upholstered Arms & Exposed Wood Open Arms Have Exposed Solid Maple Front Posts Finished In Lacquer
- All Arms Attached & Reinforced w/ Steel
- Task Arm Has Black Urethane Pad & Adjusts Vertically
- Black Arched Resin Base Standard
- 10 Year Warranty

**OPTIONS:**

Specify Exposed Wood Finish (See Page 6)  
Base & Caster Options Available (See Pages 84-85)

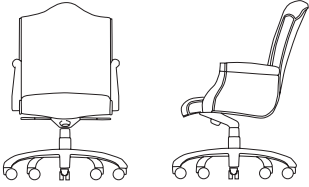
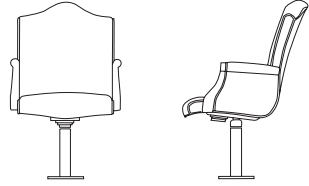
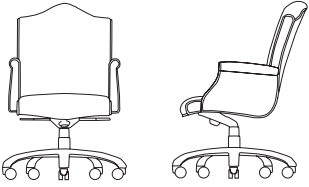
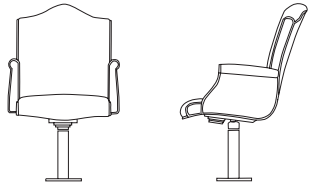
EXECUTIVE	ITEM #:	SPECIFICATIONS   GRADES   LIST PRICES:													
<b>LOW BACK CHAIR / EXPOSED WOOD OPEN ARM</b>  		<b>Overall:</b> 24.5"w 28"d 36"-39"h			<b>Arm:</b> 25"-28"h			<b>COM:</b> 2.75 yds.							
		<b>Seat:</b> 20.5"w 20"d 17"-20"h			<b>Weight:</b> 60 lbs.			<b>COL:</b> 49.5 sq.ft.							
		<b>COM</b>	<b>COL</b>	<b>1</b>	<b>2</b>	<b>3</b>	<b>4</b>	<b>5</b>	<b>6</b>	<b>7</b>	<b>8</b>	<b>9</b>	<b>10</b>	<b>L1</b>	<b>L2</b>
	<b>522-2</b>	1040	1144	1102	1160	1219	1278	1337	1396	1455	1514	1573	1632	1725	1937
		<i>Tilt Swivel / Pneumatic Seat Height Adjustment</i>													
	<b>522-4</b>	1055	1161	1116	1175	1234	1292	1351	1410	1469	1528	1587	1646	1739	1951
		<i>Knee Tilt Swivel w/ Infinite Lock / Pneumatic Seat Height Adjustment</i>													
<b>LOW BACK JURY CHAIR / EXPOSED WOOD OPEN ARM</b>  		<b>Overall:</b> 24.5"w 28"d 36"-39"h			<b>Arm:</b> 25"-28"h			<b>COM:</b> 2.75 yds.							
		<b>Seat:</b> 20.5"w 20"d 17"-20"h			<b>Weight:</b> 60 lbs.			<b>COL:</b> 49.5 sq.ft.							
		<b>COM</b>	<b>COL</b>	<b>1</b>	<b>2</b>	<b>3</b>	<b>4</b>	<b>5</b>	<b>6</b>	<b>7</b>	<b>8</b>	<b>9</b>	<b>10</b>	<b>L1</b>	<b>L2</b>
	<b>522-5</b>	1170	1287	1201	1248	1295	1342	1389	1436	1483	1530	1578	1625	1709	1879
		<i>Tilt Swivel / Pneumatic Seat Height Adjustment / Self-Centering 360° Rotation</i>													
<b>LOW BACK CHAIR / ADJUSTABLE TASK ARM</b>  		<b>Overall:</b> 25"w 28"d 36"-39"h			<b>Arm:</b> 25"-28"h			<b>COM:</b> 2.75 yds.							
		<b>Seat:</b> 20.5"w 20"d 17"-20"h			<b>Weight:</b> 60 lbs.			<b>COL:</b> 49.5 sq.ft.							
		<b>COM</b>	<b>COL</b>	<b>1</b>	<b>2</b>	<b>3</b>	<b>4</b>	<b>5</b>	<b>6</b>	<b>7</b>	<b>8</b>	<b>9</b>	<b>10</b>	<b>L1</b>	<b>L2</b>
	<b>523-2</b>	944	1039	1011	1069	1128	1187	1246	1305	1364	1423	1482	1541	1626	1838
		<i>Tilt Swivel / Pneumatic Seat Height Adjustment</i>													
	<b>523-4</b>	964	1061	1029	1088	1147	1206	1265	1324	1383	1442	1501	1560	1645	1857
		<i>Knee Tilt Swivel w/ Infinite Lock / Pneumatic Seat Height Adjustment</i>													

**DESCRIPTION:**

- Upholstery Frames: Plywood & Hardwood
- Seat / Back: High Density Polyurethane Foam
- Arms: High Density Polyurethane Foam Over Plywood & Hardwood
- Exposed Wood Upholstered Arms & Exposed Wood Open Arms Have Exposed Solid Maple Front Posts Finished In Lacquer
- All Arms Attached & Reinforced w/ Steel
- Black Arched Resin Base Standard
- 10 Year Warranty

**OPTIONS:**

Specify Exposed Wood Finish (See Page 6)  
Base & Caster Options Available (See Pages 84-85)

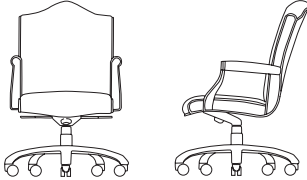
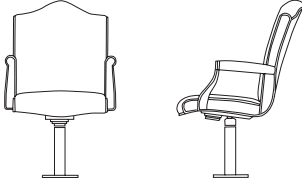
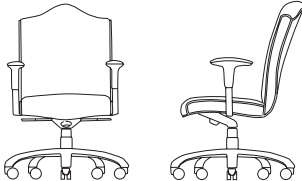
EXECUTIVE	ITEM #:	SPECIFICATIONS   GRADES   LIST PRICES:													
<p><b>LOW BACK CHAIR / EXPOSED WOOD UPHOLSTERED ARM</b></p> 		<b>Overall:</b> 24.5"w 28"d 36"-39"h <b>Seat:</b> 20.5"w 20"d 17"-20"h			<b>Arm:</b> 25"-28"h <b>Weight:</b> 60 lbs.			<b>COM:</b> 3.25 yds. <b>COL:</b> 58.5 sq.ft.							
		<b>COM</b>	<b>COL</b>	<b>1</b>	<b>2</b>	<b>3</b>	<b>4</b>	<b>5</b>	<b>6</b>	<b>7</b>	<b>8</b>	<b>9</b>	<b>10</b>	<b>L1</b>	<b>L2</b>
	<b>530-2</b>	1120	1232	1200	1271	1342	1413	1483	1554	1625	1695	1766	1837	1940	2194
		<i>Tilt Swivel / Pneumatic Seat Height Adjustment</i>													
	<b>530-4</b>	1140	1254	1219	1290	1361	1431	1502	1573	1644	1714	1785	1856	1958	2213
		<i>Knee Tilt Swivel w/ Infinite Lock / Pneumatic Seat Height Adjustment</i>													
<p><b>LOW BACK JURY CHAIR / EXPOSED WOOD UPHOLSTERED ARM</b></p> 		<b>Overall:</b> 24.5"w 28"d 36"-39"h <b>Seat:</b> 20.5"w 20"d 17"-20"h			<b>Arm:</b> 25"-28"h <b>Weight:</b> 60 lbs.			<b>COM:</b> 3.25 yds. <b>COL:</b> 58.5 sq.ft.							
		<b>COM</b>	<b>COL</b>	<b>1</b>	<b>2</b>	<b>3</b>	<b>4</b>	<b>5</b>	<b>6</b>	<b>7</b>	<b>8</b>	<b>9</b>	<b>10</b>	<b>L1</b>	<b>L2</b>
	<b>530-5</b>	1250	1375	1323	1394	1464	1535	1606	1677	1747	1818	1889	1959	2062	2317
		<i>Tilt Swivel / Pneumatic Seat Height Adjustment / Self-Centering 360° Rotation</i>													
<p><b>LOW BACK CHAIR / FULLY UPHOLSTERED ARM</b></p> 		<b>Overall:</b> 26"w 28"d 36"-39"h <b>Seat:</b> 20.5"w 20"d 17"-20"h			<b>Arm:</b> 25"-28"h <b>Weight:</b> 60 lbs.			<b>COM:</b> 3.25 yds. <b>COL:</b> 58.5 sq.ft.							
		<b>COM</b>	<b>COL</b>	<b>1</b>	<b>2</b>	<b>3</b>	<b>4</b>	<b>5</b>	<b>6</b>	<b>7</b>	<b>8</b>	<b>9</b>	<b>10</b>	<b>L1</b>	<b>L2</b>
	<b>531-2</b>	1015	1116	1101	1171	1242	1313	1384	1454	1525	1596	1666	1737	1843	2097
		<i>Tilt Swivel / Pneumatic Seat Height Adjustment</i>													
	<b>531-4</b>	1035	1138	1120	1190	1261	1332	1402	1473	1544	1615	1685	1756	1861	2116
		<i>Knee Tilt Swivel w/ Infinite Lock / Pneumatic Seat Height Adjustment</i>													
<p><b>LOW BACK JURY CHAIR / FULLY UPHOLSTERED ARM</b></p> 		<b>Overall:</b> 26"w 28"d 36"-39"h <b>Seat:</b> 20.5"w 20"d 17"-20"h			<b>Arm:</b> 25"-28"h <b>Weight:</b> 60 lbs.			<b>COM:</b> 3.25 yds. <b>COL:</b> 58.5 sq.ft.							
		<b>COM</b>	<b>COL</b>	<b>1</b>	<b>2</b>	<b>3</b>	<b>4</b>	<b>5</b>	<b>6</b>	<b>7</b>	<b>8</b>	<b>9</b>	<b>10</b>	<b>L1</b>	<b>L2</b>
	<b>531-5</b>	1144	1259	1223	1294	1365	1435	1506	1577	1648	1718	1789	1860	1965	2220
		<i>Tilt Swivel / Pneumatic Seat Height Adjustment / Self-Centering 360° Rotation</i>													

**DESCRIPTION:**

- Upholstery Frames: Plywood & Hardwood
- Seat / Back: High Density Polyurethane Foam
- Arms: High Density Polyurethane Foam Over Plywood & Hardwood
- Exposed Wood Upholstered Arms & Exposed Wood Open Arms Have Exposed Solid Maple Front Posts Finished In Lacquer
- All Arms Attached & Reinforced w/ Steel
- Task Arm Has Black Urethane Pad & Adjusts Vertically
- Black Arched Resin Base Standard
- 10 Year Warranty

**OPTIONS:**

Specify Exposed Wood Finish (See Page 6)  
Base & Caster Options Available (See Pages 84-85)

EXECUTIVE	ITEM #:	SPECIFICATIONS   GRADES   LIST PRICES:													
		<b>Overall:</b> 25"w 28"d 36"-39"h		<b>Arm:</b> 25"-28"h		<b>COM:</b> 2.75 yds.									
		<b>Seat:</b> 20.5"w 20"d 17"-20"h		<b>Weight:</b> 60 lbs.		<b>COL:</b> 49.5 sq.ft.									
		<b>COM</b>	<b>COL</b>	<b>1</b>	<b>2</b>	<b>3</b>	<b>4</b>	<b>5</b>	<b>6</b>	<b>7</b>	<b>8</b>	<b>9</b>	<b>10</b>	<b>L1</b>	<b>L2</b>
	<b>532-2</b>	1013	1114	1076	1135	1193	1252	1311	1370	1429	1488	1547	1606	1695	1907
		<i>Tilt Swivel / Pneumatic Seat Height Adjustment</i>													
	<b>532-4</b>	1028	1131	1090	1149	1208	1267	1325	1384	1443	1502	1561	1620	1709	1921
		<i>Knee Tilt Swivel w/ Infinite Lock / Pneumatic Seat Height Adjustment</i>													
		<b>Overall:</b> 25"w 28"d 36"-39"h		<b>Arm:</b> 25"-28"h		<b>COM:</b> 2.75 yds.									
		<b>Seat:</b> 20.5"w 20"d 17"-20"h		<b>Weight:</b> 60 lbs.		<b>COL:</b> 49.5 sq.ft.									
		<b>COM</b>	<b>COL</b>	<b>1</b>	<b>2</b>	<b>3</b>	<b>4</b>	<b>5</b>	<b>6</b>	<b>7</b>	<b>8</b>	<b>9</b>	<b>10</b>	<b>L1</b>	<b>L2</b>
	<b>532-5</b>	1143	1257	1198	1257	1316	1375	1434	1493	1552	1611	1670	1728	1817	2029
		<i>Tilt Swivel / Pneumatic Seat Height Adjustment / Self-Centering 360° Rotation</i>													
		<b>Overall:</b> 24"w 28"d 36"-39"h		<b>Arm:</b> 25"-28"h		<b>COM:</b> 2.75 yds.									
		<b>Seat:</b> 20.5"w 20"d 17"-20"h		<b>Weight:</b> 60 lbs.		<b>COL:</b> 49.5 sq.ft.									
		<b>COM</b>	<b>COL</b>	<b>1</b>	<b>2</b>	<b>3</b>	<b>4</b>	<b>5</b>	<b>6</b>	<b>7</b>	<b>8</b>	<b>9</b>	<b>10</b>	<b>L1</b>	<b>L2</b>
	<b>533-2</b>	926	1019	993	1052	1111	1170	1229	1288	1347	1406	1465	1524	1605	1817
		<i>Tilt Swivel / Pneumatic Seat Height Adjustment</i>													
	<b>533-4</b>	941	1035	1008	1066	1125	1184	1243	1302	1361	1420	1479	1538	1619	1832
		<i>Knee Tilt Swivel w/ Infinite Lock / Pneumatic Seat Height Adjustment</i>													

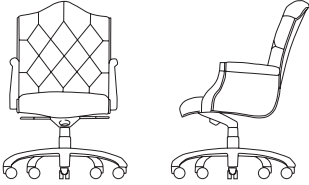
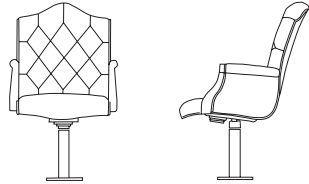
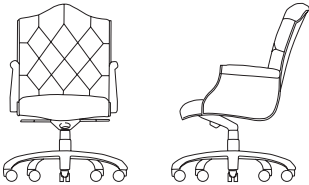
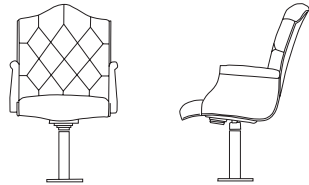
**DESCRIPTION:**

- Upholstery Frames: Plywood & Hardwood
- Seat / Back: High Density Polyurethane Foam
- Arms: High Density Polyurethane Foam Over Plywood & Hardwood
- Exposed Wood Upholstered Arms & Exposed Wood Open Arms Have Exposed Solid Maple Front Posts Finished In Lacquer
- All Arms Attached & Reinforced w/ Steel
- Black Arched Resin Base Standard
- 10 Year Warranty

**OPTIONS:**

Specify Exposed Wood Finish (See Page 6)  
Base & Caster Options Available (See Pages 84-85)

**Note: Trinity Must Approve Specific Fabrics / Leathers Used For Tufting.**

EXECUTIVE		ITEM #:	SPECIFICATIONS   GRADES   LIST PRICES:													
<b>LOW BACK CHAIR / EXPOSED WOOD / UPHOLSTERED ARM / TUFTED BACK</b>  		<b>540-2</b>  <b>540-4</b>	<b>Overall:</b> 24.5"w 28"d 36"-39"h <b>Seat:</b> 20.5"w 20"d 17"-20"h			<b>Arm:</b> 25"-28"h <b>Weight:</b> 60 lbs.			<b>COM:</b> 3.75 yds. <b>COL:</b> 67.5 sq.ft.							
			<b>COM</b>	<b>COL</b>	<b>1</b>	<b>2</b>	<b>3</b>	<b>4</b>	<b>5</b>	<b>6</b>	<b>7</b>	<b>8</b>	<b>9</b>	<b>10</b>	<b>L1</b>	<b>L2</b>
			1281	1409	1376	1458	1541	1623	1706	1788	1871	1953	2036	2118	2257	2554
<i>Tilt Swivel / Pneumatic Seat Height Adjustment</i>																
<i>Knee Tilt Swivel w/ Infinite Lock / Pneumatic Seat Height Adjustment</i>																
<b>LOW BACK JURY CHAIR / EXPOSED WOOD / UPHOLSTERED ARM / TUFTED BACK</b>  		<b>540-5</b>	<b>Overall:</b> 24.5"w 28"d 36"-39"h <b>Seat:</b> 20.5"w 20"d 17"-20"h			<b>Arm:</b> 25"-28"h <b>Weight:</b> 60 lbs.			<b>COM:</b> 3.75 yds. <b>COL:</b> 67.5 sq.ft.							
			<b>COM</b>	<b>COL</b>	<b>1</b>	<b>2</b>	<b>3</b>	<b>4</b>	<b>5</b>	<b>6</b>	<b>7</b>	<b>8</b>	<b>9</b>	<b>10</b>	<b>L1</b>	<b>L2</b>
			1410	1552	1499	1581	1664	1746	1828	1911	1993	2076	2158	2241	2379	2676
<i>Tilt Swivel / Pneumatic Seat Height Adjustment / Self-Centering 360° Rotation</i>																
<b>LOW BACK CHAIR / FULLY UPHOLSTERED ARM / TUFTED BACK</b>  		<b>541-2</b>  <b>541-4</b>	<b>Overall:</b> 26"w 28"d 36"-39"h <b>Seat:</b> 20.5"w 20"d 17"-20"h			<b>Arm:</b> 25"-28"h <b>Weight:</b> 60 lbs.			<b>COM:</b> 3.75 yds. <b>COL:</b> 67.5 sq.ft.							
			<b>COM</b>	<b>COL</b>	<b>1</b>	<b>2</b>	<b>3</b>	<b>4</b>	<b>5</b>	<b>6</b>	<b>7</b>	<b>8</b>	<b>9</b>	<b>10</b>	<b>L1</b>	<b>L2</b>
			1178	1296	1278	1361	1443	1526	1608	1691	1773	1856	1938	2021	2162	2459
<i>Tilt Swivel / Pneumatic Seat Height Adjustment</i>																
<i>Knee Tilt Swivel w/ Infinite Lock / Pneumatic Seat Height Adjustment</i>																
<b>LOW BACK JURY CHAIR / FULLY UPHOLSTERED ARM / TUFTED BACK</b>  		<b>541-5</b>	<b>Overall:</b> 26"w 28"d 36"-39"h <b>Seat:</b> 20.5"w 20"d 17"-20"h			<b>Arm:</b> 25"-28"h <b>Weight:</b> 60 lbs.			<b>COM:</b> 3.75 yds. <b>COL:</b> 67.5 sq.ft.							
			<b>COM</b>	<b>COL</b>	<b>1</b>	<b>2</b>	<b>3</b>	<b>4</b>	<b>5</b>	<b>6</b>	<b>7</b>	<b>8</b>	<b>9</b>	<b>10</b>	<b>L1</b>	<b>L2</b>
			1307	1438	1401	1484	1566	1648	1731	1813	1896	1978	2061	2143	2284	2581
<i>Tilt Swivel / Pneumatic Seat Height Adjustment / Self-Centering 360° Rotation</i>																

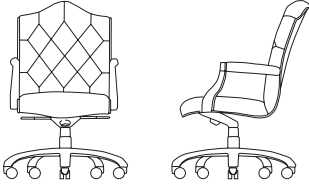
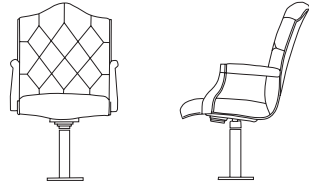
**DESCRIPTION:**

- Upholstery Frames: Plywood & Hardwood
- Seat / Back: High Density Polyurethane Foam
- Arms: High Density Polyurethane Foam Over Plywood & Hardwood
- Exposed Wood Upholstered Arms & Exposed Wood Open Arms Have Exposed Solid Maple Front Posts Finished In Lacquer
- All Arms Attached & Reinforced w/ Steel
- Black Arched Resin Base Standard
- 10 Year Warranty

**OPTIONS:**

Specify Exposed Wood Finish (See Page 6)  
 Base & Caster Options Available (See Pages 84-85)

**Note: Trinity Must Approve Specific Fabrics / Leathers Used For Tufting.**

EXECUTIVE		ITEM #:	SPECIFICATIONS   GRADES   LIST PRICES:												
<b>LOW BACK CHAIR / EXPOSED WOOD                      OPEN ARM / TUFTED BACK</b>  			<i>Overall: 25"w 28"d 36"-39"h</i>			<i>Arm: 25"-28"h</i>			<i>COM: 3.25 yds.</i>						
			<i>Seat: 20.5"w 20"d 17"-20"h</i>			<i>Weight: 60 lbs.</i>			<i>COL: 58.5 sq.ft.</i>						
			<b>COM</b>	<b>COL</b>	<b>1</b>	<b>2</b>	<b>3</b>	<b>4</b>	<b>5</b>	<b>6</b>	<b>7</b>	<b>8</b>	<b>9</b>	<b>10</b>	<b>L1</b>
	<b>542-2</b>	1159	1275	1237	1308	1378	1449	1520	1590	1661	1732	1802	1873	1996	2251
		<i>Tilt Swivel / Pneumatic Seat Height Adjustment</i>													
	<b>542-4</b>	1179	1296	1256	1326	1397	1468	1539	1609	1680	1751	1821	1892	2015	2270
		<i>Knee Tilt Swivel w/ Infinite Lock / Pneumatic Seat Height Adjustment</i>													
<b>LOW BACK JURY CHAIR / EXPOSED WOOD                      OPEN ARM / TUFTED BACK</b>  			<i>Overall: 25"w 28"d 36"-39"h</i>			<i>Arm: 25"-28"h</i>			<i>COM: 3.25 yds.</i>						
			<i>Seat: 20.5"w 20"d 17"-20"h</i>			<i>Weight: 60 lbs.</i>			<i>COL: 58.5 sq.ft.</i>						
			<b>COM</b>	<b>COL</b>	<b>1</b>	<b>2</b>	<b>3</b>	<b>4</b>	<b>5</b>	<b>6</b>	<b>7</b>	<b>8</b>	<b>9</b>	<b>10</b>	<b>L1</b>
	<b>542-5</b>	1288	1417	1359	1430	1501	1572	1642	1713	1784	1854	1925	1996	2119	2373
		<i>Tilt Swivel / Pneumatic Seat Height Adjustment / Self-Centering 360° Rotation</i>													

**DESCRIPTION:**



- Exposed Frames: Solid Maple
- Seat: High Density Polyurethane Foam Over Sheet Webbing
- Back: High Density Polyurethane Foam Over Polypropylene Webbing
- Upholstered Arms: Polyurethane Foam Over Hardwood
- Stacking Chairs Stack (4) High
- 10 Year Warranty

**OPTIONS:**

- D350-6 Single Stacking Cart (Stacks 6 Chairs).....\$698
- D350-12 Double Stacing Cart (Stacks 12 Chairs).....\$1019
- ST-1 Wooden Horizontal Stretchers.....\$79
- BR-1 Wooden Horizontal Book Rack.....\$131

Specify Exposed Wood Finish (See Page 6)

Upholstered Arms May Be Specified In Vinyl / Leather (Contact Factory For Details)

GUEST	ITEM #:	SPECIFICATIONS   GRADES   LIST PRICES:													
<b>STACKING ARM CHAIR / UPHOLSTERED ARM</b>  	550	<b>Overall:</b> 23"w 25"d 35"h		<b>Arm:</b> 25"h				<b>COM:</b> 1.75 yds.							
		<b>Seat:</b> 19.25"w 18"d 19"h		<b>Weight:</b> 25 lbs.				<b>COL:</b> 31.5 sq.ft.							
		<b>COM</b>	<b>COL</b>	<b>1</b>	<b>2</b>	<b>3</b>	<b>4</b>	<b>5</b>	<b>6</b>	<b>7</b>	<b>8</b>	<b>9</b>	<b>10</b>	<b>L1</b>	<b>L2</b>
		854	940	878	914	949	985	1020	1055	1091	1126	1161	1197	1254	1381
		<i>Open Back</i>													
<b>STACKING ARM CHAIR / EXPOSED WOOD ARM</b>  	552	<b>Overall:</b> 23"w 25"d 35"h		<b>Arm:</b> 25"h				<b>COM:</b> 1.75 yds.							
		<b>Seat:</b> 19.25"w 18"d 19"h		<b>Weight:</b> 25 lbs.				<b>COL:</b> 31.5 sq.ft.							
		<b>COM</b>	<b>COL</b>	<b>1</b>	<b>2</b>	<b>3</b>	<b>4</b>	<b>5</b>	<b>6</b>	<b>7</b>	<b>8</b>	<b>9</b>	<b>10</b>	<b>L1</b>	<b>L2</b>
		859	945	883	918	953	989	1024	1059	1095	1130	1165	1201	1254	1381
		<i>Open Back</i>													

**DESCRIPTION:**


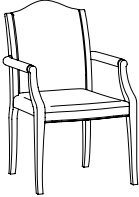

- Exposed Frames: Solid Maple
- Seat: High Density Polyurethane Foam Over Sheet Webbing
- Back: High Density Polyurethane Foam Over Polypropylene Webbing
- Upholstered Arms: Polyurethane Foam Over Hardwood
- 10 Year Warranty

**OPTIONS:**

- ST-1 Wooden Horizontal Stretchers.....\$79
- BR-1 Wooden Horizontal Book Rack.....\$131

Specify Exposed Wood Finish (See Page 6)  
 Upholstered Arms May Be Specified In Vinyl / Leather (Contact Factory For Details)

**Note: Trinity Must Approve Specific Fabrics / Leathers Used For Tufting.**

GUEST	ITEM #:	SPECIFICATIONS   GRADES   LIST PRICES:													
<b>CLOSED ARM SIDE CHAIR</b>  	560	<b>Overall:</b> 23"w 25"d 35"h		<b>Arm:</b> 25"h					<b>COM:</b> 2.5 yds.						
		<b>Seat:</b> 19.25"w 18"d 19"h		<b>Weight:</b> 40 lbs.					<b>COL:</b> 45 sq.ft.						
		<b>COM</b>	<b>COL</b>	<b>1</b>	<b>2</b>	<b>3</b>	<b>4</b>	<b>5</b>	<b>6</b>	<b>7</b>	<b>8</b>	<b>9</b>	<b>10</b>	<b>L1</b>	<b>L2</b>
		1022	1124	1072	1125	1178	1231	1284	1337	1390	1443	1497	1550	1630	1821
		<i>Closed Back</i>													
<b>OPEN ARM SIDE CHAIR / UPHOLSTERED TOP ARM</b>  	570	<b>Overall:</b> 23"w 25"d 35"h		<b>Arm:</b> 25"h					<b>COM:</b> 1.75 yds.						
		<b>Seat:</b> 19.25"w 18"d 19"h		<b>Weight:</b> 35 lbs.					<b>COL:</b> 31.5 sq.ft.						
		<b>COM</b>	<b>COL</b>	<b>1</b>	<b>2</b>	<b>3</b>	<b>4</b>	<b>5</b>	<b>6</b>	<b>7</b>	<b>8</b>	<b>9</b>	<b>10</b>	<b>L1</b>	<b>L2</b>
		830	913	855	891	926	961	997	1032	1068	1103	1138	1174	1225	1353
		<i>Closed Back</i>													
<b>OPEN ARM SIDE CHAIR / UPHOLSTERED TOP ARM / TUFTED BACK</b>  	571	<b>Overall:</b> 23"w 25"d 35"h		<b>Arm:</b> 25"h					<b>COM:</b> 2 yds.						
		<b>Seat:</b> 19.25"w 18"d 19"h		<b>Weight:</b> 35 lbs.					<b>COL:</b> 36 sq.ft.						
		<b>COM</b>	<b>COL</b>	<b>1</b>	<b>2</b>	<b>3</b>	<b>4</b>	<b>5</b>	<b>6</b>	<b>7</b>	<b>8</b>	<b>9</b>	<b>10</b>	<b>L1</b>	<b>L2</b>
		914	1006	947	988	1029	1071	1112	1153	1194	1236	1277	1318	1388	1536
		<i>Closed Tufted Back</i>													




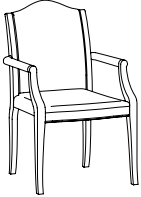
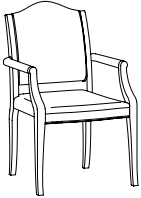
**DESCRIPTION:**

- Exposed Frames: Solid Maple
- Seat: High Density Polyurethane Foam Over Sheet Webbing
- Back: High Density Polyurethane Foam Over Polypropylene Webbing
- Upholstered Arms: Polyurethane Foam Over Hardwood
- 10 Year Warranty









**OPTIONS:**


- ST-1 Wooden Horizontal Stretchers.....\$79
- BR-1 Wooden Horizontal Book Rack.....\$131

Specify Exposed Wood Finish (See Page 6)  
 Upholstered Arms May Be Specified In Vinyl / Leather (Contact Factory For Details)

GUEST	ITEM #:	SPECIFICATIONS   GRADES   LIST PRICES:													
	572	<b>Overall:</b> 23"w 25"d 35"h		<b>Arm:</b> 25"h					<b>COM:</b> 1.75 yds.						
		<b>Seat:</b> 19.25"w 18"d 19"h		<b>Weight:</b> 35 lbs.					<b>COL:</b> 31.5 sq.ft.						
		<b>COM</b>	<b>COL</b>	<b>1</b>	<b>2</b>	<b>3</b>	<b>4</b>	<b>5</b>	<b>6</b>	<b>7</b>	<b>8</b>	<b>9</b>	<b>10</b>	<b>L1</b>	<b>L2</b>
		821	903	847	882	917	953	988	1023	1059	1094	1130	1165	1215	1342
		<i>Open Back</i>													
	575	<b>Overall:</b> 23"w 25"d 35"h		<b>Arm:</b> 25"h					<b>COM:</b> 1.75 yds.						
		<b>Seat:</b> 19.25"w 18"d 19"h		<b>Weight:</b> 35 lbs.					<b>COL:</b> 31.5 sq.ft.						
		<b>COM</b>	<b>COL</b>	<b>1</b>	<b>2</b>	<b>3</b>	<b>4</b>	<b>5</b>	<b>6</b>	<b>7</b>	<b>8</b>	<b>9</b>	<b>10</b>	<b>L1</b>	<b>L2</b>
		812	893	838	874	909	944	980	1015	1050	1086	1121	1156	1207	1334
		<i>Closed Back</i>													
	577	<b>Overall:</b> 23"w 25"d 35"h		<b>Arm:</b> 25"h					<b>COM:</b> 1.75 yds.						
		<b>Seat:</b> 19.25"w 18"d 19"h		<b>Weight:</b> 35 lbs.					<b>COL:</b> 31.5 sq.ft.						
		<b>COM</b>	<b>COL</b>	<b>1</b>	<b>2</b>	<b>3</b>	<b>4</b>	<b>5</b>	<b>6</b>	<b>7</b>	<b>8</b>	<b>9</b>	<b>10</b>	<b>L1</b>	<b>L2</b>
		852	937	876	912	947	982	1018	1053	1088	1124	1159	1194	1248	1375
		<i>Open Back</i>													

BASES	OPTION #: SPECIFICATIONS   LIST PRICES   AVAILABILITY:								
<p>TRANSITIONAL WOOD BASE</p>  <p>TWB</p>	<p><b>Overall:</b> 25"w 25"d 5.5"h</p> <hr/> <p><b>\$158</b> Solid Hardwood Cap, Steel Reinforced 5 Prong Base With 55mm Black Dual Wheel Casters.</p> <p>OPTIONS:</p> <table border="0"> <tr> <td>Carpet Caster - 2" Metal Balls</td> <td>\$125 (Set Of 5)</td> </tr> <tr> <td>Antique Bronze Hooded Caster - 2" Rubber Ball</td> <td>\$115 (Set Of 5)</td> </tr> <tr> <td>Brass Hooded Black Caster - 2" Dual Wheels</td> <td>\$65 (Set Of 5)</td> </tr> </table> <p><b>Available:</b> Conrad Executive Seating</p>	Carpet Caster - 2" Metal Balls	\$125 (Set Of 5)	Antique Bronze Hooded Caster - 2" Rubber Ball	\$115 (Set Of 5)	Brass Hooded Black Caster - 2" Dual Wheels	\$65 (Set Of 5)		
Carpet Caster - 2" Metal Balls	\$125 (Set Of 5)								
Antique Bronze Hooded Caster - 2" Rubber Ball	\$115 (Set Of 5)								
Brass Hooded Black Caster - 2" Dual Wheels	\$65 (Set Of 5)								
<p>CLASSIC WOOD BASE</p>  <p>CWB</p>	<p><b>Overall:</b> 28"w 28"d 5"h</p> <hr/> <p><b>\$158</b> Solid Hardwood Cap, Steel Reinforced 5 Prong Base With 55mm Black Dual Wheel Casters.</p> <p>OPTIONS:</p> <table border="0"> <tr> <td>Carpet Caster - 2" Metal Balls</td> <td>\$125 (Set Of 5)</td> </tr> <tr> <td>Antique Bronze Hooded Caster - 2" Rubber Ball</td> <td>\$115 (Set Of 5)</td> </tr> <tr> <td>Brass Hooded Black Caster - 2" Dual Wheels</td> <td>\$65 (Set Of 5)</td> </tr> <tr> <td>Brass Scuff Plates</td> <td>\$80 (Set Of 5)</td> </tr> </table> <p><b>Available:</b> Conrad Executive Seating</p>	Carpet Caster - 2" Metal Balls	\$125 (Set Of 5)	Antique Bronze Hooded Caster - 2" Rubber Ball	\$115 (Set Of 5)	Brass Hooded Black Caster - 2" Dual Wheels	\$65 (Set Of 5)	Brass Scuff Plates	\$80 (Set Of 5)
Carpet Caster - 2" Metal Balls	\$125 (Set Of 5)								
Antique Bronze Hooded Caster - 2" Rubber Ball	\$115 (Set Of 5)								
Brass Hooded Black Caster - 2" Dual Wheels	\$65 (Set Of 5)								
Brass Scuff Plates	\$80 (Set Of 5)								
<p>ARCHED RESIN BASE</p>  <p>ARB</p>	<p><b>Overall:</b> 27"w 27"d 6.25"h</p> <hr/> <p>Standard - No Charge Black Reinforced Nylon 5 Prong Base With 55mm Black Dual Wheel Casters.</p> <p>OPTIONS:</p> <table border="0"> <tr> <td>Black Sculptured Glides</td> <td>No Upcharge</td> </tr> </table> <p><b>Available:</b> Conrad Executive Seating</p>	Black Sculptured Glides	No Upcharge						
Black Sculptured Glides	No Upcharge								
<p>POLISHED ALUMINUM BASE</p>  <p>PAB</p>	<p><b>Overall:</b> 26"w 26"d 8"h</p> <hr/> <p><b>\$79</b> Polished Aluminum 5 Prong Base With 55mm Black Dual Wheel Casters</p> <p>OPTIONS:</p> <table border="0"> <tr> <td>C4 Black Sculptured Glides</td> <td>No Upcharge (Set Of 5)</td> </tr> <tr> <td>C5 Polished Aluminum Hooded Casters</td> <td>\$80 (Set Of 5)</td> </tr> </table> <p><b>Available:</b> Conrad Executive Seating</p>	C4 Black Sculptured Glides	No Upcharge (Set Of 5)	C5 Polished Aluminum Hooded Casters	\$80 (Set Of 5)				
C4 Black Sculptured Glides	No Upcharge (Set Of 5)								
C5 Polished Aluminum Hooded Casters	\$80 (Set Of 5)								

BASES / CASTERS / SCUFF PLATES	OPTION #:	SPECIFICATIONS   LIST PRICES   AVAILABILITY:
<p><b>HIGH PROFILE BASE</b></p> 	<p><b>HPB</b></p>	<p><b>Overall:</b> 26"w 26"d 8"h</p> <hr/> <p>No Charge  <i>Black Reinforced Nylon 5 Prong Base With 55mm Black Dual Wheel Casters</i></p> <p><b>Available:</b> <i>Conrad Executive Seating</i></p>
<p><b>JURY BASE</b></p> 	<p><b>JRB</b></p>	<p><b>Overall:</b> 8.5" Diameter 3.75"h</p> <hr/> <p>\$158  <i>360° Rotation, Self Centering With Pneumatic Height Adjustment</i></p> <p>OPTIONS:      No Rotation</p> <p><b>Available:</b> <i>Conrad Executive Seating</i></p>
<p><b>CASTERS</b></p> <div style="display: flex; flex-wrap: wrap;"> <div style="width: 50%; text-align: center;">  <p>(C1) Carpet Caster - 2" Metal Balls</p> </div> <div style="width: 50%; text-align: center;">  <p>(C2) Antique Bronze Hooded Caster - 2" Rubber Ball</p> </div> <div style="width: 50%; text-align: center;">  <p>(C3) Brass Hooded Black Caster - 2" Dual Wheels</p> </div> <div style="width: 50%; text-align: center;">  <p>(C4) Black Sculptured Glide - 2" Flat Bottom Glide</p> </div> <div style="width: 50%; text-align: center;">  <p>(C5) Polished Aluminum Caster - 2" Dual Wheels</p> </div> </div>	<p><b>C1</b></p> <p><b>C2</b></p> <p><b>C3</b></p> <p><b>C4</b></p> <p><b>C5</b></p>	<p><b>Overall:</b> 2"h</p> <hr/> <p>\$131 (Set Of 5)  <i>Carpet Caster - 2" Metal Balls (Additional Finishes Available)</i></p> <p>\$121 (Set Of 5)  <i>Antique Bronze Hooded Caster - 2" Rubber Ball (Additional Finishes Available)</i></p> <p>\$68 (Set Of 5)  <i>Brass Hooded Black Caster - 2" Dual Wheels (Additional Finishes Available)</i></p> <p>No Charge (Set Of 5)  <i>Black Sculptured Glide - 2" Flat Bottom Glide</i></p> <p>\$84 (Set Of 5)  <i>Polished Aluminum Hooded Caster - 2" Dual Wheels</i></p> <p><b>Available:</b> <i>Conrad Executive Seating</i></p>
<p><b>SCUFF PLATES</b></p> 	<p><b>SP</b></p>	<p><b>Overall:</b> 1"w 4"d</p> <hr/> <p>\$84 (Set Of 5)  <i>(Specify Brass Or Pewter)</i></p> <p><b>Available:</b> <i>Classic Base Only</i></p>

STRETCHERS / BOOK RACK / STACKING / COVERS	OPTION #:	SPECIFICATIONS   LIST PRICES   AVAILABILITY:
<p><b>STRETCHERS</b></p> 	<p><b>ST-1</b></p> <p><i>Overall: 23"w 25"d 1"h</i></p> <p>\$79 <i>Wooden Horizontal Stretchers</i></p> <p><i>Available: Conrad Guest Chairs</i></p>	
<p><b>BOOK RACK</b></p> 	<p><b>BR-1</b></p> <p><i>Overall: 23"w 25"d 1"h</i></p> <p>\$131 <i>Wooden Horizontal Book Rack</i></p> <p><i>Available: Conrad Guest Chairs</i></p>	
<p><b>STACKING CARTS</b></p>  <p>Single Stacking</p> <p>Double Stacking</p>	<p><i>Overall: 26"w 37"d 12"h (Single Stacking Cart) / 37"w 50"d 12"h (Double Stacking Cart)</i></p> <p><b>D350-6</b> \$698 <i>Single Stacking Cart (Stacks 6 Chairs)</i></p> <p><b>D350-12</b> \$1019 <i>Double Stacking Cart (Stacks 12 Chairs)</i></p> <p><i>Available: Conrad Stacking Chairs</i></p>	
<p><b>CONTRASTING COVERS</b></p> 	<p><i>Overall: n/a</i></p> <p><b>CC</b> \$105</p> <p><i>NOTE: If Two Or More Upholsteries Or Leathers Are Used On Any Piece Of Furniture, Then A Contrast Charge Will Apply Per Order. When Using Trinity Upholstery, The Higher Priced Upholstery Grade Will Be Used In Pricing, Unless It's Trinity Leather With Fabric Contrast Welt, Or COM With Trinity Contrast Welt, Then Contact Customer Service For Pricing.</i></p> <p><i>Available: Conrad Collection</i></p>	

# *Classic*

---

EXECUTIVE / GUEST / LOUNGE / BENCHES / TABLES

Effective: January 1, 2017

**Modified: May 1, 2018**

T R I N I T Y

<b>Date:</b>	<b>Page:</b>	<b>Modification:</b>	<b>Description:</b>
10-10-17	Page 95	Addition	Polished Aluminum Caster Option
5-1-18	All Pages	5% Price Increase	Price List Reflects 5% Increase To January 1, 2017

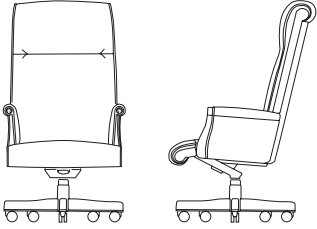
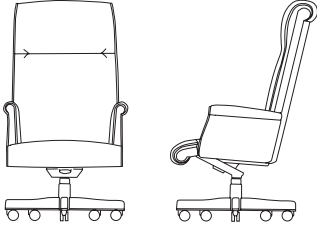
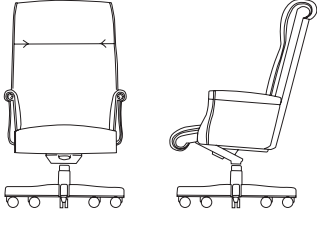
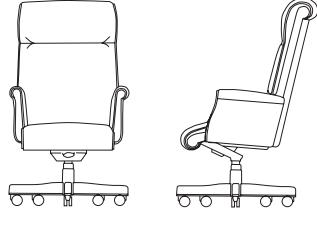
**DESCRIPTION:**

- Upholstery Frames: Hardwood & Plywood
- Seat: High Density Polyurethane Foam Over Sheet Webbing
- Back: High Density Polyurethane Foam Over Polypropylene Webbing
- Upholstered Arms: Exposed Solid Cherry Front Posts w/ Rosette Medallions In Lacquer Finish
- Classic Base Standard
- 10 Year Warranty

**OPTIONS:**

- IL Inflatable Lumbar (#700, 701, 710, & 711 Models).....\$221
- CCM Concentric Arm Medallion (Please Specify)..... N/C

Specify Exposed Wood Finish (See Page 6)  
Base & Caster Options Available (See Pages 98-100)

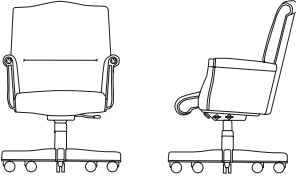
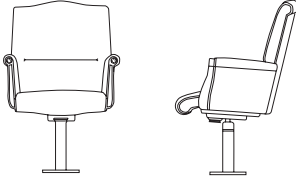
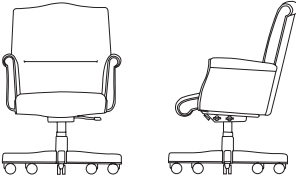
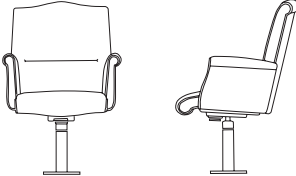
EXECUTIVE		ITEM #:	SPECIFICATIONS   GRADES   LIST PRICES:													
			<b>Overall:</b> 27.5"w 31.5"d 50"-53"h			<b>Arm:</b> 26"-29"h			<b>COM:</b> 5.25 yds. (700-2 / 700-4) / 5.5 yds. (700-2X)							
			<b>Seat:</b> 21"w 19"d 18.5"-21.5"h			<b>Weight:</b> 85 lbs.			<b>COL:</b> 94.5 sq.ft. (700-2 / 700-4) / 99 sq.ft. (700-2X)							
			<b>COM</b>	<b>COL</b>	<b>1</b>	<b>2</b>	<b>3</b>	<b>4</b>	<b>5</b>	<b>6</b>	<b>7</b>	<b>8</b>	<b>9</b>	<b>10</b>	<b>L1</b>	<b>L2</b>
		<b>700-2</b>	1659	1825	1805	1922	2040	2158	2276	2394	2512	2629	2747	2865	3025	3449
			<i>Tilt Swivel w/ Lock / Pneumatic Seat Height Adjustment</i>													
		<b>700-2X</b>	1759	1935	1911	2034	2158	2282	2406	2529	2653	2777	2900	3024	3180	3623
			<i>Heavy Duty Construction / Overall Size Increased: W + 1.5" / Tilt Swivel / Pneumatic Seat Height Adjustment</i>													
		<b>700-4</b>	1684	1853	1828	1946	2064	2182	2300	2417	2535	2653	2771	2889	3048	3473
			<i>Knee Tilt Swivel w/ Infinite Lock / Pneumatic Seat Height Adjustment</i>													
			<b>Overall:</b> 27.5"w 31.5"d 50"-53"h			<b>Arm:</b> 26"-29"h			<b>COM:</b> 5.25 yds. (701-2 / 701-4) / 5.5 yds. (701-2X)							
			<b>Seat:</b> 21"w 19"d 18.5"-21.5"h			<b>Weight:</b> 85 lbs.			<b>COL:</b> 94.5 sq.ft. (701-2 / 701-4) / 99 sq.ft. (701-2X)							
			<b>COM</b>	<b>COL</b>	<b>1</b>	<b>2</b>	<b>3</b>	<b>4</b>	<b>5</b>	<b>6</b>	<b>7</b>	<b>8</b>	<b>9</b>	<b>10</b>	<b>L1</b>	<b>L2</b>
		<b>701-2</b>	1545	1699	1696	1814	1932	2050	2168	2285	2403	2521	2639	2757	2919	3343
			<i>Tilt Swivel w/ Lock / Pneumatic Seat Height Adjustment</i>													
		<b>701-2X</b>	1635	1798	1793	1917	2040	2164	2288	2412	2535	2659	2783	2906	3065	3508
			<i>Heavy Duty Construction / Overall Size Increased: W + 1.5" / Tilt Swivel / Pneumatic Seat Height Adjustment</i>													
		<b>701-4</b>	1565	1721	1715	1833	1951	2069	2186	2304	2422	2540	2658	2776	2937	3362
			<i>Knee Tilt Swivel w/ Infinite Lock / Pneumatic Seat Height Adjustment</i>													
			<b>Overall:</b> 27.5"w 31.5"d 46"-49"h			<b>Arm:</b> 26"-29"h			<b>COM:</b> 5.25 yds.							
			<b>Seat:</b> 21"w 19"d 18.5"-21.5"h			<b>Weight:</b> 70 lbs.			<b>COL:</b> 94.5 sq.ft.							
			<b>COM</b>	<b>COL</b>	<b>1</b>	<b>2</b>	<b>3</b>	<b>4</b>	<b>5</b>	<b>6</b>	<b>7</b>	<b>8</b>	<b>9</b>	<b>10</b>	<b>L1</b>	<b>L2</b>
		<b>710-2</b>	1631	1794	1778	1896	2014	2131	2249	2367	2485	2603	2721	2838	2998	3422
			<i>Tilt Swivel w/ Lock / Pneumatic Seat Height Adjustment</i>													
		<b>710-4</b>	1651	1816	1797	1915	2032	2150	2268	2386	2504	2622	2739	2857	3016	3441
			<i>Knee Tilt Swivel w/ Infinite Lock / Pneumatic Seat Height Adjustment</i>													
			<b>Overall:</b> 27.5"w 31.5"d 46"-49"h			<b>Arm:</b> 26"-29"h			<b>COM:</b> 5.25 yds.							
			<b>Seat:</b> 21"w 19"d 18.5"-21.5"h			<b>Weight:</b> 70 lbs.			<b>COL:</b> 94.5 sq.ft.							
			<b>COM</b>	<b>COL</b>	<b>1</b>	<b>2</b>	<b>3</b>	<b>4</b>	<b>5</b>	<b>6</b>	<b>7</b>	<b>8</b>	<b>9</b>	<b>10</b>	<b>L1</b>	<b>L2</b>
		<b>711-2</b>	1506	1657	1660	1778	1896	2013	2131	2249	2367	2485	2603	2721	2882	3306
			<i>Tilt Swivel w/ Lock / Pneumatic Seat Height Adjustment</i>													
		<b>711-4</b>	1521	1674	1674	1792	1910	2028	2145	2263	2381	2499	2617	2735	2896	3320
			<i>Knee Tilt Swivel w/ Infinite Lock / Pneumatic Seat Height Adjustment</i>													

**DESCRIPTION:**

- Upholstery Frames: Hardwood & Plywood
- Seat: High Density Polyurethane Foam Over Sheet Webbing
- Back: High Density Polyurethane Foam Over Polypropylene Webbing
- Upholstered Arms: Exposed Solid Cherry Front Posts w/ Rosette Medallions In Lacquer Finish
- Classic Base Standard
- 10 Year Warranty

**OPTIONS:**

CCM Concentric Arm Medallion (Please Specify)..... N/C  
 Specify Exposed Wood Finish (See Page 6)  
 Base & Caster Options Available (See Pages 98-100)

EXECUTIVE		ITEM #:	SPECIFICATIONS   GRADES   LIST PRICES:												
<b>LOW BACK CHAIR / EXPOSED WOOD UPHOLSTERED ARM</b>  			<b>Overall:</b> 25.5"w 29"d 36"-39"h			<b>Arm:</b> 26"-29"h			<b>COM:</b> 3.25 yds.						
			<b>Seat:</b> 21"w 19"d 18.5"-21.5"h			<b>Weight:</b> 60 lbs.			<b>COL:</b> 58.5 sq.ft.						
			<b>COM</b>	<b>COL</b>	<b>1</b>	<b>2</b>	<b>3</b>	<b>4</b>	<b>5</b>	<b>6</b>	<b>7</b>	<b>8</b>	<b>9</b>	<b>10</b>	<b>L1</b>
	<b>720-2</b>	1337	1470	1405	1476	1547	1617	1688	1759	1829	1900	1971	2041	2146	2401
		<i>Tilt Swivel w/ Lock / Pneumatic Seat Height Adjustment</i>													
	<b>720-4</b>	1357	1492	1424	1495	1565	1636	1707	1777	1848	1919	1990	2060	2165	2420
		<i>Knee Tilt Swivel w/ Infinite Lock / Pneumatic Seat Height Adjustment</i>													
<b>LOW BACK JURY CHAIR / EXPOSED WOOD UPHOLSTERED ARM</b>  			<b>Overall:</b> 25.5"w 29"d 36"-39"h			<b>Arm:</b> 26"-29"h			<b>COM:</b> 3.25 yds.						
			<b>Seat:</b> 21"w 19"d 18.5"-21.5"h			<b>Weight:</b> 60 lbs.			<b>COL:</b> 58.5 sq.ft.						
			<b>COM</b>	<b>COL</b>	<b>1</b>	<b>2</b>	<b>3</b>	<b>4</b>	<b>5</b>	<b>6</b>	<b>7</b>	<b>8</b>	<b>9</b>	<b>10</b>	<b>L1</b>
	<b>720-5</b>	1307	1437	1377	1448	1518	1589	1660	1730	1801	1872	1942	2013	2118	2373
		<i>Tilt Swivel / Pneumatic Seat Height Adjustment / Self-Centering 360° Rotation</i>													
<b>LOW BACK CHAIR / FULLY UPHOLSTERED ARM</b>  			<b>Overall:</b> 25.5"w 29"d 36"-39"h			<b>Arm:</b> 26"-29"h			<b>COM:</b> 3.5 yds.						
			<b>Seat:</b> 21"w 19"d 18.5"-21.5"h			<b>Weight:</b> 60 lbs.			<b>COL:</b> 63 sq.ft.						
			<b>COM</b>	<b>COL</b>	<b>1</b>	<b>2</b>	<b>3</b>	<b>4</b>	<b>5</b>	<b>6</b>	<b>7</b>	<b>8</b>	<b>9</b>	<b>10</b>	<b>L1</b>
	<b>721-2</b>	1218	1340	1305	1381	1458	1535	1611	1688	1764	1841	1918	1994	2106	2382
		<i>Tilt Swivel w/ Lock / Pneumatic Seat Height Adjustment</i>													
	<b>721-4</b>	1238	1362	1324	1400	1477	1553	1630	1707	1783	1860	1936	2013	2125	2401
		<i>Knee Tilt Swivel w/ Infinite Lock / Pneumatic Seat Height Adjustment</i>													
<b>LOW BACK JURY CHAIR / FULLY UPHOLSTERED ARM</b>  			<b>Overall:</b> 25.5"w 29"d 36"-39"h			<b>Arm:</b> 26"-29"h			<b>COM:</b> 3.5 yds.						
			<b>Seat:</b> 21"w 19"d 18.5"-21.5"h			<b>Weight:</b> 60 lbs.			<b>COL:</b> 63 sq.ft.						
			<b>COM</b>	<b>COL</b>	<b>1</b>	<b>2</b>	<b>3</b>	<b>4</b>	<b>5</b>	<b>6</b>	<b>7</b>	<b>8</b>	<b>9</b>	<b>10</b>	<b>L1</b>
	<b>721-5</b>	1183	1301	1272	1348	1425	1502	1578	1655	1731	1808	1885	1961	2073	2349
		<i>Tilt Swivel / Pneumatic Seat Height Adjustment / Self-Centering 360° Rotation</i>													



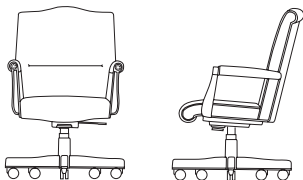
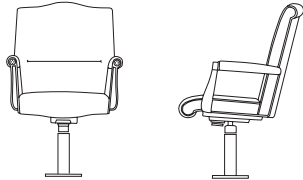
**DESCRIPTION:**

- Upholstery Frames: Hardwood & Plywood
- Seat: High Density Polyurethane Foam Over Sheet Webbing
- Back: High Density Polyurethane Foam Over Polypropylene Webbing
- Upholstered Arms: Exposed Solid Cherry Front Posts w/ Rosette Medallions In Lacquer Finish
- Classic Base Standard
- 10 Year Warranty

**OPTIONS:**

CCM Concentric Arm Medallion (Please Specify)..... N/C

Specify Exposed Wood Finish (See Page 6)  
Base & Caster Options Available (See Pages 98-100)

EXECUTIVE		ITEM #:	SPECIFICATIONS   GRADES   LIST PRICES:													
<b>LOW BACK CHAIR / OPEN WOOD UPHOLSTERED ARM</b>  			<b>Overall:</b> 25.5"w 29"d 36"-39"h			<b>Arm:</b> 26"-29"h			<b>COM:</b> 3 yds.							
			<b>Seat:</b> 21"w 19"d 18.5"-21.5"h			<b>Weight:</b> 60 lbs.			<b>COL:</b> 54 sq.ft.							
			<b>COM</b>	<b>COL</b>	<b>1</b>	<b>2</b>	<b>3</b>	<b>4</b>	<b>5</b>	<b>6</b>	<b>7</b>	<b>8</b>	<b>9</b>	<b>10</b>	<b>L1</b>	<b>L2</b>
		<b>722-2</b>	1312	1443	1370	1435	1499	1564	1629	1694	1759	1823	1888	1953	2045	2278
			<i>Tilt Swivel w/ Lock / Pneumatic Seat Height Adjustment</i>													
		<b>722-4</b>	1332	1465	1389	1453	1518	1583	1648	1713	1778	1842	1907	1972	2063	2297
			<i>Knee Tilt Swivel w/ Infinite Lock / Pneumatic Seat Height Adjustment</i>													
<b>LOW BACK JURY CHAIR / EXPOSED WOOD UPHOLSTERED ARM</b>  			<b>Overall:</b> 25.5"w 29"d 36"-39"h			<b>Arm:</b> 26"-29"h			<b>COM:</b> 3 yds.							
			<b>Seat:</b> 21"w 19"d 18.5"-21.5"h			<b>Weight:</b> 60 lbs.			<b>COL:</b> 54 sq.ft.							
			<b>COM</b>	<b>COL</b>	<b>1</b>	<b>2</b>	<b>3</b>	<b>4</b>	<b>5</b>	<b>6</b>	<b>7</b>	<b>8</b>	<b>9</b>	<b>10</b>	<b>L1</b>	<b>L2</b>
		<b>722-5</b>	1282	1410	1342	1406	1471	1536	1601	1666	1730	1795	1860	1925	2016	2250
			<i>Tilt Swivel / Pneumatic Seat Height Adjustment / Self-Centering 360° Rotation</i>													

**DESCRIPTION:**

- Upholstery Frames: Plywood
- Seat / Back: High Density Polyurethane Foam Over Plywood
- Black Urethane Arm Caps: 3" Vertical Adjustment
- Back Adjusts 4" Vertically
- Tapered Resin Base Standard
- 10 Year Warranty

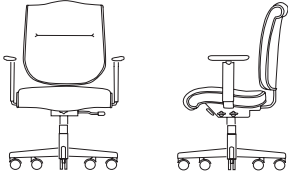
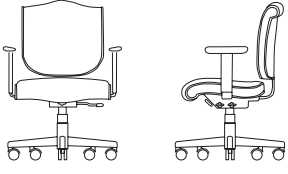
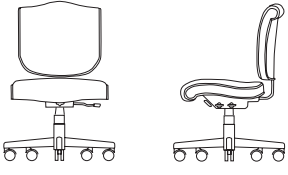
**OPTIONS:**

SCA Solid Cherry Arms.....\$147

Specify Exposed Wood Finish (See Page 6)  
Base & Caster Options Available (See Pages 98-100)

**NOTE:**

Resin To Wood Base (730, 740, 750 Task Chairs Only)..... \$158 Upcharge




MANAGERIAL / TASK	ITEM #:	SPECIFICATIONS   GRADES   LIST PRICES:													
		<b>Overall:</b> 26.5"w 27.5"d 37.5"-43"h		<b>Arm:</b> 24"-29.5"h		<b>COM:</b> 3 yds.									
		<b>Seat:</b> 20.5"w 19.5"d 18.5"-24"h		<b>Weight:</b> 70 lbs.		<b>COL:</b> 54 sq.ft.									
		<b>COM</b>	<b>COL</b>	<b>1</b>	<b>2</b>	<b>3</b>	<b>4</b>	<b>5</b>	<b>6</b>	<b>7</b>	<b>8</b>	<b>9</b>	<b>10</b>	<b>L1</b>	<b>L2</b>
	<b>730-1</b>	1097	1207	1167	1232	1297	1362	1426	1491	1556	1621	1686	1751	1840	2074
		<i>Tilt Swivel w/ At Rest Lock / Vertical Adj. Arms / Height Adj. Articulating Back / Pneumatic Seat Height Adj.</i>													
	<b>730-3</b>	1152	1268	1219	1284	1349	1414	1478	1543	1608	1673	1738	1802	1892	2125
		<i>Tilt Swivel w/ Forward Tilt &amp; Infinite Lock / Vertical Adj. Arms / Height Adj. Articulating Back / Pneumatic Seat Height Adj.</i>													
		<b>Overall:</b> 26.5"w 27.5"d 34"-39.5"h		<b>Arm:</b> 24"-29.5"h		<b>COM:</b> 3 yds.									
		<b>Seat:</b> 20.5"w 19.5"d 18.5"-24"h		<b>Weight:</b> 70 lbs.		<b>COL:</b> 54 sq.ft.									
		<b>COM</b>	<b>COL</b>	<b>1</b>	<b>2</b>	<b>3</b>	<b>4</b>	<b>5</b>	<b>6</b>	<b>7</b>	<b>8</b>	<b>9</b>	<b>10</b>	<b>L1</b>	<b>L2</b>
	<b>740-1</b>	1005	1106	1080	1145	1210	1274	1339	1404	1469	1534	1598	1663	1748	1981
		<i>Tilt Swivel w/ At Rest Lock / Vertical Adj. Arms / Height Adj. Articulating Back / Pneumatic Seat Height Adj.</i>													
	<b>740-3</b>	1060	1166	1132	1197	1261	1326	1391	1456	1521	1585	1650	1715	1800	2033
		<i>Tilt Swivel w/ Forward Tilt &amp; Infinite Lock / Vertical Adj. Arms / Height Adj. Articulating Back / Pneumatic Seat Height Adj.</i>													
		<b>Overall:</b> 20.5"w 27.5"d 34"-39.5"h		<b>Arm:</b> n/a		<b>COM:</b> 3 yds.									
		<b>Seat:</b> 20.5"w 19.5"d 18.5"-24"h		<b>Weight:</b> 70 lbs.		<b>COL:</b> 54 sq.ft.									
		<b>COM</b>	<b>COL</b>	<b>1</b>	<b>2</b>	<b>3</b>	<b>4</b>	<b>5</b>	<b>6</b>	<b>7</b>	<b>8</b>	<b>9</b>	<b>10</b>	<b>L1</b>	<b>L2</b>
	<b>750-1</b>	812	894	898	962	1027	1092	1157	1222	1287	1351	1416	1481	1563	1796
		<i>Tilt Swivel w/ At Rest Lock / Pneumatic Seat Height Adj.</i>													
	<b>750-3</b>	857	943	940	1005	1070	1134	1199	1264	1329	1394	1459	1523	1605	1839
		<i>Tilt Swivel w/ Forward Tilt &amp; Infinite Lock / Pneumatic Seat Height Adj.</i>													

**DESCRIPTION:**

- Exposed Frames: Solid Cherry
- Seat: High Density Polyurethane Foam Over Sheet Webbing
- Back: High Density Polypropylene Webbing
- Fully Upholstered Arms: High Density Polyurethane Foam Over Hardwood
- Rosette Arm & Back Post Medallions Standard
- 10 Year Warranty

**OPTIONS:**

CCM Concentric Arm Medalion (Please Specify)..... N/C  
 Specify Exposed Wood Finish (See Page 6)



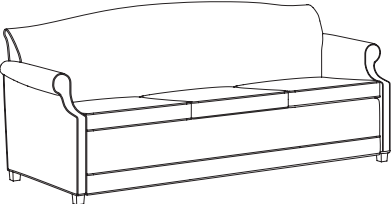
GUEST	ITEM #:	SPECIFICATIONS   GRADES   LIST PRICES:													
<b>CLOSED ARM SIDE CHAIR</b>  	760	<b>Overall:</b> 23.75"w 25.5"d 33.5"h		<b>Arm:</b> 26"h		<b>COM:</b> 2.75 yds.									
		<b>Seat:</b> 20.25"w 18.5"d 19"h		<b>Weight:</b> 38 lbs.		<b>COL:</b> 49.5 sq.ft.									
		<b>COM</b>	<b>COL</b>	<b>1</b>	<b>2</b>	<b>3</b>	<b>4</b>	<b>5</b>	<b>6</b>	<b>7</b>	<b>8</b>	<b>9</b>	<b>10</b>	<b>L1</b>	<b>L2</b>
		1117	1229	1174	1233	1292	1351	1410	1469	1528	1587	1646	1705	1788	2000
		<i>Closed Back</i>													
<b>OPEN ARM SIDE CHAIR</b>  	770	<b>Overall:</b> 23.75"w 25.5"d 33.5"h		<b>Arm:</b> 26"h		<b>COM:</b> 2.5 yds.									
		<b>Seat:</b> 20.25"w 18.5"d 19"h		<b>Weight:</b> 32 lbs.		<b>COL:</b> 45 sq.ft.									
		<b>COM</b>	<b>COL</b>	<b>1</b>	<b>2</b>	<b>3</b>	<b>4</b>	<b>5</b>	<b>6</b>	<b>7</b>	<b>8</b>	<b>9</b>	<b>10</b>	<b>L1</b>	<b>L2</b>
		1133	1247	1178	1231	1284	1337	1390	1443	1496	1549	1602	1655	1726	1917
		<i>Open Back</i>													
<b>ARMLESS SIDE CHAIR</b>  	780	<b>Overall:</b> 23"w 25.5"d 33.5"h		<b>Arm:</b> n/a		<b>COM:</b> 2.5 yds.									
		<b>Seat:</b> 22"w 18.5"d 19"h		<b>Weight:</b> 30 lbs.		<b>COL:</b> 45 sq.ft.									
		<b>COM</b>	<b>COL</b>	<b>1</b>	<b>2</b>	<b>3</b>	<b>4</b>	<b>5</b>	<b>6</b>	<b>7</b>	<b>8</b>	<b>9</b>	<b>10</b>	<b>L1</b>	<b>L2</b>
		803	884	865	918	972	1025	1078	1131	1184	1237	1290	1343	1403	1593
		<i>Open Back</i>													

**DESCRIPTION:**

- Upholstery Frames: Plywood & Hardwood
- Seat: High Density Polyurethane Foam Over Sheet Webbing
- Tight Seat: High Density Polyurethane Foam
- Back: High Density Polyurethane Foam Over Polypropylene Webbing
- Loose Cushions: High Density Polydacron
- Leather / Vinyl Cushions Are Not Reversible
- Exposed Wood Legs: Solid Cherry
- 10 Year Warranty

**OPTIONS:**

- PM1 Power/Data Module (1-Power / 1-USB 2 Port Simplex Charger) .....\$683
- Feather Down & Polyester Pillows Available (See Page 5)  
Specify Exposed Wood Finish (See Page 6)

LOUNGE		ITEM #:	SPECIFICATIONS   GRADES   LIST PRICES:													
	LOUNGE CHAIR		<b>Overall:</b> 33"w 33.5"d 34"h			<b>Arm:</b> 24.5"h			<b>COM:</b> 5.75 yds. (790-P) / 6.75 yds. (790-C)							
			<b>Seat:</b> 22"w 20.5"d 18.5"h			<b>Weight:</b> 65 lbs.			<b>COL:</b> 103.5 sq.ft. (790-P) / 121.5 sq.ft. (790-C)							
			<b>COM</b>	<b>COL</b>	<b>1</b>	<b>2</b>	<b>3</b>	<b>4</b>	<b>5</b>	<b>6</b>	<b>7</b>	<b>8</b>	<b>9</b>	<b>10</b>	<b>L1</b>	<b>L2</b>
	<b>790-P</b>	1349	1484	1534	1664	1794	1923	2053	2183	2312	2442	2571	2701	2864	3331	
		<i>Tight Seat / Tight Back</i>														
	<b>790-C</b>	1423	1565	1652	1805	1958	2111	2265	2418	2571	2724	2877	3031	3214	3766	
		<i>Reversible Loose Seat Cushion / Tight Back</i>														
	TWO PLACE SOFA		<b>Overall:</b> 59"w 33.5"d 34"h			<b>Arm:</b> 24.5"h			<b>COM:</b> 7.5 yds. (793-P) / 9.75 yds. (793-C)							
			<b>Seat:</b> 48"w 20.5"d 18.5"h			<b>Weight:</b> 100 lbs.			<b>COL:</b> 135 sq.ft. (793-P) / 175.5 sq.ft. (793-C)							
			<b>COM</b>	<b>COL</b>	<b>1</b>	<b>2</b>	<b>3</b>	<b>4</b>	<b>5</b>	<b>6</b>	<b>7</b>	<b>8</b>	<b>9</b>	<b>10</b>	<b>L1</b>	<b>L2</b>
	<b>793-P</b>	1753	1928	1999	2170	2341	2512	2683	2853	3024	3195	3366	3537	3741	4356	
		<i>Tight Seat / Tight Back</i>														
	<b>793-C</b>	1826	2008	2174	2398	2622	2846	3070	3293	3517	3741	3965	4189	4441	5247	
		<i>Reversible Loose Seat Cushions / Tight Back</i>														
	THREE PLACE SOFA		<b>Overall:</b> 80"w 33.5"d 34"h			<b>Arm:</b> 24.5"h			<b>COM:</b> 10 yds. (796-P) / 11.25 yds. (796-C)							
			<b>Seat:</b> 69"w 20.5"d 18.5"h			<b>Weight:</b> 158 lbs.			<b>COL:</b> 180 sq.ft. (796-P) / 202.5 sq.ft. (796-C)							
			<b>COM</b>	<b>COL</b>	<b>1</b>	<b>2</b>	<b>3</b>	<b>4</b>	<b>5</b>	<b>6</b>	<b>7</b>	<b>8</b>	<b>9</b>	<b>10</b>	<b>L1</b>	<b>L2</b>
	<b>796-P</b>	2123	2336	2467	2697	2927	3156	3386	3616	3846	4075	4305	4535	4800	5627	
		<i>Tight Seat / Tight Back</i>														
	<b>796-C</b>	2291	2520	2684	2943	3203	3462	3721	3980	4240	4499	4758	5017	5318	6252	
		<i>Reversible Loose Seat Cushion / Tight Back</i>														

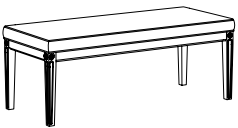
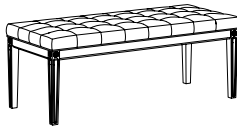
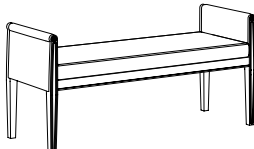
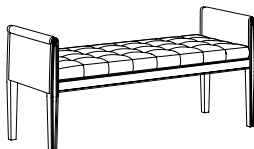

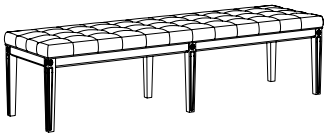
**DESCRIPTION:**

- Upholstery Seat: High Density Polyurethane Foam Over Sheet Webbing
- Solid Cherry Legs & Apron
- Rosette Medallions Standard
- 10 Year Warranty

**OPTIONS:**

CCM Concentric Circle Medallion (Please Specify)..... N/C  
 Specify Exposed Wood Finish (See Page 6)

**Note: Trinity Must Approve Specific Fabrics / Leathers Used For Tufting.**

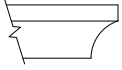
BENCHES		ITEM #:	SPECIFICATIONS   GRADES   LIST PRICES:													
 <p>748-P</p>  <p>748-T</p>		<b>Overall:</b> 48"w 20"d 19"h <b>Seat:</b> 19"h  <b>Arm:</b> n/a <b>Weight:</b> 48 lbs.  <b>COM:</b> 2.25 yds. (748-P / 748-T) <b>COL:</b> 40.5 sq.ft. (748-P / 748-T)														
			<b>COM</b>	<b>COL</b>	<b>1</b>	<b>2</b>	<b>3</b>	<b>4</b>	<b>5</b>	<b>6</b>	<b>7</b>	<b>8</b>	<b>9</b>	<b>10</b>	<b>L1</b>	<b>L2</b>
			813	895	863	910	957	1005	1052	1099	1146	1193	1240	1287	1346	1516
			<i>Plain Upholstered</i>													
			<i>Button Tufted Upholstered</i>													
 <p>752-P</p>  <p>752-T</p>		<b>Overall:</b> 54"w 20"d 19"h <b>Seat:</b> 19"h  <b>Arm:</b> 26"h <b>Weight:</b> 60 lbs.  <b>COM:</b> 3 yds. (752-P) / 3.5 yds. (752-T) <b>COL:</b> 54 sq.ft. (752-P) / 63 sq.ft. (752-T)														
			<b>COM</b>	<b>COL</b>	<b>1</b>	<b>2</b>	<b>3</b>	<b>4</b>	<b>5</b>	<b>6</b>	<b>7</b>	<b>8</b>	<b>9</b>	<b>10</b>	<b>L1</b>	<b>L2</b>
			802	882	887	952	1017	1082	1147	1211	1276	1341	1406	1471	1521	1755
			<i>Plain Upholstered</i>													
			<i>Button Tufted Upholstered</i>													
 <p>772-P</p>  <p>772-T</p>		<b>Overall:</b> 72"w 20"d 19"h <b>Seat:</b> 19"h  <b>Arm:</b> n/a <b>Weight:</b> 60 lbs.  <b>COM:</b> 3 yds. (772-P) / 2.5 yds. (772-T) <b>COL:</b> 54 sq.ft. (772-P) / 45 sq.ft. (772-T)														
			<b>COM</b>	<b>COL</b>	<b>1</b>	<b>2</b>	<b>3</b>	<b>4</b>	<b>5</b>	<b>6</b>	<b>7</b>	<b>8</b>	<b>9</b>	<b>10</b>	<b>L1</b>	<b>L2</b>
			1160	1276	1194	1257	1320	1383	1446	1509	1573	1636	1699	1762	1843	2070
			<i>Plain Upholstered</i>													
			<i>Button Tufted Upholstered</i>													

**DESCRIPTION:**





- Solid Cherry Legs & Apron
- Cherry Veneer Top Is Banded With Solid Cherry / Ebony Inlay Top
- Rosette Medallions Standard
- 10 Year Warranty

**OPTIONS:**

CCM Concentric Circle Medallion (Please Specify)..... N/C  
 Specify Exposed Wood Finish (See Page 6)



Classic Edge Profile Standard

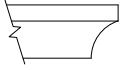
TABLES	ITEM #:	SPECIFICATIONS   GRADES   LIST PRICES:													
<p>END TABLE</p> 		<p><b>Overall:</b> 20"w 24"d 23"h  <b>Weight:</b> 40 lbs.</p>													
		COM	COL	1	2	3	4	5	6	7	8	9	10	L1	L2
	7020-L	832 Laminate Top													
	7020-V	977 Veneer Top / Ebony Inlay													
<p>CORNER TABLE</p> 		<p><b>Overall:</b> 24"w 24"d 23"h  <b>Weight:</b> 41 lbs.</p>													
		COM	COL	1	2	3	4	5	6	7	8	9	10	L1	L2
	7024-L	849 Laminate Top													
	7024-V	1064 Veneer Top / Ebony Inlay													
<p>COFFEE TABLE</p> 		<p><b>Overall:</b> 30"w 30"d 18"h  <b>Weight:</b> 45 lbs.</p>													
		COM	COL	1	2	3	4	5	6	7	8	9	10	L1	L2
	7030-L	1037 Laminate Top													
	7030-V	1306 Veneer Top / Ebony Inlay													
<p>COFFEE TABLE</p> 		<p><b>Overall:</b> 42"w 20"d 18"h  <b>Weight:</b> 42 lbs.</p>													
		COM	COL	1	2	3	4	5	6	7	8	9	10	L1	L2
	7042-L	1057 Laminate Top													
	7042-V	1331 Veneer Top / Ebony Inlay													

**DESCRIPTION:**

- Solid Cherry Legs & Apron
- Cherry Veneer Top Is Banded With Solid Cherry / Ebony Inlay Top
- Rosette Medallions Standard
- 10 Year Warranty

**OPTIONS:**

CCM Concentric Circle Medallion (Please Specify)..... N/C  
 Specify Exposed Wood Finish (See Page 6)



Classic Edge Profile Standard

**TABLES**

ITEM #:

SPECIFICATIONS | GRADES | LIST PRICES:

SOFA TABLE



**Overall:** 48"w 18"d 30"h  
**Weight:** 53 lbs.

COM	COL	1	2	3	4	5	6	7	8	9	10	L1	L2
-----	-----	---	---	---	---	---	---	---	---	---	----	----	----

7048-L

1140  
 Laminate Top

7048-V



1434  
 Veneer Top / Ebony Inlay

BASES	OPTION #:	SPECIFICATIONS   LIST PRICES   AVAILABILITY:								
<p>TRANSITIONAL WOOD BASE</p> 	<p><b>TWB</b></p>	<p><b>Overall:</b> 25"w 25"d 5.5"h</p> <hr/> <p>No Charge            \$158 Upcharge From Resin To Wood Base (730, 740, 750 Task Chairs Only)  <i>Solid Hardwood Cap, Steel Reinforced 5 Prong Base With 55mm Black Dual Wheel Casters.</i></p> <p>OPTIONS:</p> <table border="0"> <tr> <td>Carpet Caster - 2" Metal Balls</td> <td>\$125 (Set Of 5)</td> </tr> <tr> <td>Antique Bronze Hooded Caster - 2" Rubber Ball</td> <td>\$115 (Set Of 5)</td> </tr> <tr> <td>Brass Hooded Black Caster - 2" Dual Wheels</td> <td>\$65 (Set Of 5)</td> </tr> </table> <p><b>Available:</b> <i>Classic Executive Seating</i></p>	Carpet Caster - 2" Metal Balls	\$125 (Set Of 5)	Antique Bronze Hooded Caster - 2" Rubber Ball	\$115 (Set Of 5)	Brass Hooded Black Caster - 2" Dual Wheels	\$65 (Set Of 5)		
Carpet Caster - 2" Metal Balls	\$125 (Set Of 5)									
Antique Bronze Hooded Caster - 2" Rubber Ball	\$115 (Set Of 5)									
Brass Hooded Black Caster - 2" Dual Wheels	\$65 (Set Of 5)									
<p>CLASSIC WOOD BASE</p> 	<p><b>CWB</b></p>	<p><b>Overall:</b> 28"w 28"d 5"h</p> <hr/> <p>Standard - No Charge            \$158 Upcharge From Resin To Wood Base (730, 740, 750 Task Chairs Only)  <i>Solid Hardwood Cap, Steel Reinforced 5 Prong Base With 55mm Black Dual Wheel Casters.</i></p> <p>OPTIONS:</p> <table border="0"> <tr> <td>Carpet Caster - 2" Metal Balls</td> <td>\$125 (Set Of 5)</td> </tr> <tr> <td>Antique Bronze Hooded Caster - 2" Rubber Ball</td> <td>\$115 (Set Of 5)</td> </tr> <tr> <td>Brass Hooded Black Caster - 2" Dual Wheels</td> <td>\$65 (Set Of 5)</td> </tr> <tr> <td>Brass Scuff Plates</td> <td>\$80 (Set Of 5)</td> </tr> </table> <p><b>Available:</b> <i>Classic Executive Seating</i></p>	Carpet Caster - 2" Metal Balls	\$125 (Set Of 5)	Antique Bronze Hooded Caster - 2" Rubber Ball	\$115 (Set Of 5)	Brass Hooded Black Caster - 2" Dual Wheels	\$65 (Set Of 5)	Brass Scuff Plates	\$80 (Set Of 5)
Carpet Caster - 2" Metal Balls	\$125 (Set Of 5)									
Antique Bronze Hooded Caster - 2" Rubber Ball	\$115 (Set Of 5)									
Brass Hooded Black Caster - 2" Dual Wheels	\$65 (Set Of 5)									
Brass Scuff Plates	\$80 (Set Of 5)									
<p>ARCHED RESIN BASE</p> 	<p><b>ARB</b></p>	<p><b>Overall:</b> 27"w 27"d 6.25"h</p> <hr/> <p>\$125 Deduct  <i>Black Reinforced Nylon 5 Prong Base With 55mm Black Dual Wheel Casters.</i></p> <p>OPTIONS:</p> <table border="0"> <tr> <td>Black Sculptured Glides</td> <td>No Upcharge</td> </tr> </table> <p><b>Available:</b> <i>Classic Executive Seating</i></p>	Black Sculptured Glides	No Upcharge						
Black Sculptured Glides	No Upcharge									
<p>POLISHED ALUMINUM BASE</p> 	<p><b>PAB</b></p>	<p><b>Overall:</b> 26"w 26"d 8"h</p> <hr/> <p>\$70 Deduct  <i>Polished Aluminum 5 Prong Base With 55mm Black Dual Wheel Casters</i></p> <p>OPTIONS:</p> <table border="0"> <tr> <td>C4 Black Sculptured Glides</td> <td>No Upcharge (Set Of 5)</td> </tr> <tr> <td>C5 Polished Aluminum Hooded Casters</td> <td>\$80 (Set Of 5)</td> </tr> </table> <p><b>Available:</b> <i>Classic Executive Seating</i></p>	C4 Black Sculptured Glides	No Upcharge (Set Of 5)	C5 Polished Aluminum Hooded Casters	\$80 (Set Of 5)				
C4 Black Sculptured Glides	No Upcharge (Set Of 5)									
C5 Polished Aluminum Hooded Casters	\$80 (Set Of 5)									



BASES / CASTERS	OPTION #:	SPECIFICATIONS   LIST PRICES   AVAILABILITY:
<p><b>HIGH PROFILE BASE</b></p> 	<p><b>HPB</b></p>	<p><b>Overall:</b> 26"w 26"d 8"h</p> <hr/> <p>\$125 Deduct  <i>Black Reinforced Nylon 5 Prong Base With 55mm Black Dual Wheel Casters</i></p> <p><b>Available:</b> <i>Classic Executive Seating</i></p>
<p><b>TAPERED RESIN BASE</b></p> 	<p><b>TRB</b></p>	<p><b>Overall:</b> 25.5"w 25.5"d 5"h</p> <hr/> <p>Standard On 730, 740, 750 - No Charge            Classic To Tapered Resin Base - Deduct \$125  <i>Black Reinforced Nylon 5 Prong Base With 55mm Black Dual Wheel Casters.</i></p> <p><b>Available:</b> <i>Classic Executive Seating</i></p>
<p><b>JURY BASE</b></p> 	<p><b>JRB</b></p>	<p><b>Overall:</b> 8.5" Diameter 3.75"h</p> <hr/> <p>\$26  <i>360° Rotation, Self Centering With Pneumatic Height Adjustment</i></p> <p>OPTIONS:      No Rotation</p> <p><b>Available:</b> <i>Classic Executive Seating</i></p>
<p><b>CASTERS</b></p> <div style="display: flex; flex-wrap: wrap;"> <div style="width: 50%;">  <p>(C1) Carpet Caster - 2" Metal Balls</p> </div> <div style="width: 50%;">  <p>(C2) Antique Bronze Hooded Caster - 2" Rubber Ball</p> </div> <div style="width: 50%;">  <p>(C3) Brass Hooded Black Caster - 2" Dual Wheels</p> </div> <div style="width: 50%;">  <p>(C4) Black Sculptured Glide - 2" Flat Bottom Glide</p> </div> <div style="width: 50%;">  <p>(C5) Polished Aluminum Caster - 2" Dual Wheels</p> </div> </div>	<p><b>C1</b></p> <p><b>C2</b></p> <p><b>C3</b></p> <p><b>C4</b></p> <p><b>C5</b></p>	<p><b>Overall:</b> 2"h</p> <hr/> <p>\$131 (Set Of 5)  <i>Carpet Caster - 2" Metal Balls (Additional Finishes Available)</i></p> <p>\$121 (Set Of 5)  <i>Antique Bronze Hooded Caster - 2" Rubber Ball (Additional Finishes Available)</i></p> <p>\$68 (Set Of 5)  <i>Brass Hooded Black Caster - 2" Dual Wheels (Additional Finishes Available)</i></p> <p>No Charge (Set Of 5)  <i>Black Sculptured Glide - 2" Flat Bottom Glide</i></p> <p>\$84 (Set Of 5)  <i>Polished Aluminum Hooded Caster - 2" Dual Wheels</i></p> <p><b>Available:</b> <i>Classic Executive Seating</i></p>

SCUFF PLATES / LUMBAR / MEDALLIONS / ARM CAPS	OPTION #:	SPECIFICATIONS   LIST PRICES   AVAILABILITY:
<p>SCUFF PLATES</p> 	<p><b>SP</b></p> <p>\$84 (Set Of 5) <i>(Specify Brass Or Pewter)</i></p> <p><i>Available: Classic Base Only</i></p>	<p><i>Overall: 1"w 4"d</i></p>
<p>INFLATABLE LUMBAR</p> 	<p><b>IL</b></p> <p>\$221 <i>Side Lever Lifts to Inflate &amp; Deflate Lumbar</i></p> <p><i>Available: Classic Executive Seating (700, 701, 710, 711 Models)</i></p>	<p><i>Overall: 2"w 3.75"h</i></p>
<p>CONCENTRIC CIRCLE ARM MEDALLIONS</p> 	<p><b>CCM</b></p> <p>No Charge <i>(Specify Finish)</i></p> <p><i>Available: Classic Executive, Guest, And Benches</i></p>	<p><i>Overall: 1.25" Diameter</i></p>
<p>SOLID CHERRY ARMS</p> 	<p><b>SCA</b></p> <p>\$147 (Set Of 2) <i>(Specify Finish)</i></p> <p><i>Available: Classic Task Arm Chairs</i></p>	<p><i>Overall: 2.75"w 8.75"d 1.5"h</i></p>

POWER / COVERS	OPTION #:	SPECIFICATIONS   LIST PRICES   AVAILABILITY:
<p>POWER / DATA MODULE</p> 	<p><b>PM1</b></p>	<p><b>Overall:</b> 5.25"w 1.25"d 4.25"h</p> <hr/> <p><b>\$683</b> (1-Power / 1-USB 2 Port Simplex Charger Standard)  <i>Vertical / Horizontal Mount Power Module. Price Varies By Socket. Contact Customer Service For Quote. (Additional Colors Available)</i></p> <p><b>Available:</b> <i>Classic Lounge</i></p>
<p>CONTRASTING COVERS</p> 	<p><b>CC</b></p>	<p><b>Overall:</b> <i>n/a</i></p> <hr/> <p><b>\$105</b>  <i>NOTE: If Two Or More Upholsteries Or Leathers Are Used On Any Piece Of Furniture, Then A Contrast Charge Will Apply Per Order. When Using Trinity Upholstery, The Higher Priced Upholstery Grade Will Be Used In Pricing, Unless It's Trinity Leather With Fabric Contrast Welt, Or COM With Trinity Contrast Welt, Then Contact Customer Service For Pricing.</i></p> <p><b>Available:</b> <i>Classic Collection</i></p>

# *Langton*

---

EXECUTIVE / GUEST

Effective: January 1, 2017

**Modified: May 1, 2018**

T R I N I T Y


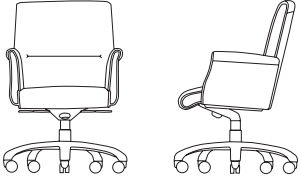
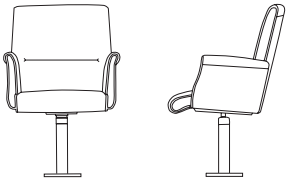
<b>Date:</b>	<b>Page:</b>	<b>Modification:</b>	<b>Description:</b>
10-10-17	Page 104	Addition	Polished Aluminum Caster Option
5-1-18	All Pages	5% Price Increase	Price List Reflects 5% Increase To January 1, 2017

**DESCRIPTION:**

- Upholstery Frames: Hardwood & Plywood
- Seat: High Density Polyurethane Foam Over Sheet Webbing
- Back: High Density Polyurethane Foam Over Polypropylene Webbing
- Arms: High Density Polyurethane Foam Over Hardwood & Plywood
- Black Arched Resin Base Standard
- 10 Year Warranty

**OPTIONS:**

Specify Exposed Wood Finish (See Page 6)  
 Base & Caster Options Available (See Pages 107-109)



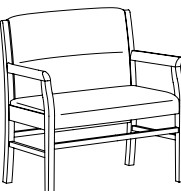

EXECUTIVE		ITEM #:	SPECIFICATIONS   GRADES   LIST PRICES:												
<b>HIGH BACK CHAIR / FULLY UPHOLSTERED ARMS</b>  			<i>Overall: 25"w 28"d 47"-50"h</i>			<i>Arm: 28"-31"h</i>			<i>COM: 4 yds.</i>						
			<i>Seat: 19"w 20"d 20.5"-23.5"h</i>			<i>Weight: 80 lbs.</i>			<i>COL: 72 sq.ft.</i>						
			<b>COM</b>	<b>COL</b>	<b>1</b>	<b>2</b>	<b>3</b>	<b>4</b>	<b>5</b>	<b>6</b>	<b>7</b>	<b>8</b>	<b>9</b>	<b>10</b>	<b>L1</b>
	<b>811-2</b>	1212	1333	1322	1411	1499	1588	1676	1764	1853	1941	2029	2118	2244	2562
			<i>Tilt Swivel w/ Lock / Pneumatic Seat Height Adjustment</i>												
	<b>811-4</b>	1237	1360	1346	1434	1523	1611	1700	1788	1876	1965	2053	2141	2268	2586
			<i>Knee Tilt Swivel w/ Infinite Lock / Pneumatic Seat Height Adjustment</i>												
<b>LOW BACK CHAIR / FULLY UPHOLSTERED ARMS</b>  			<i>Overall: 25"w 28"d 40"-43"h</i>			<i>Arm: 28"-31"h</i>			<i>COM: 3.75 yds.</i>						
			<i>Seat: 19"w 20"d 20.5"-23.5"h</i>			<i>Weight: 70 lbs.</i>			<i>COL: 68 sq.ft.</i>						
			<b>COM</b>	<b>COL</b>	<b>1</b>	<b>2</b>	<b>3</b>	<b>4</b>	<b>5</b>	<b>6</b>	<b>7</b>	<b>8</b>	<b>9</b>	<b>10</b>	<b>L1</b>
	<b>821-2</b>	1083	1191	1189	1271	1354	1436	1519	1601	1684	1766	1849	1931	2043	2340
			<i>Tilt Swivel w/ Lock / Pneumatic Seat Height Adjustment</i>												
	<b>821-4</b>	1108	1219	1213	1295	1377	1460	1542	1625	1707	1790	1872	1955	2067	2364
			<i>Knee Tilt Swivel w/ Infinite Lock / Pneumatic Seat Height Adjustment</i>												
<b>LOW BACK JURY CHAIR / FULLY UPHOLSTERED ARMS</b>  			<i>Overall: 25"w 28"d 40"-43"h</i>			<i>Arm: 28"-31"h</i>			<i>COM: 3.75 yds.</i>						
			<i>Seat: 19"w 20"d 20.5"-23.5"h</i>			<i>Weight: 70 lbs.</i>			<i>COL: 68 sq.ft.</i>						
			<b>COM</b>	<b>COL</b>	<b>1</b>	<b>2</b>	<b>3</b>	<b>4</b>	<b>5</b>	<b>6</b>	<b>7</b>	<b>8</b>	<b>9</b>	<b>10</b>	<b>L1</b>
	<b>821-5</b>	1183	1301	1283	1366	1448	1531	1613	1696	1778	1861	1943	2026	2138	2435
			<i>Tilt Swivel / Pneumatic Seat Height Adjustment / Self-Centering 360° Rotation</i>												

**DESCRIPTION:**

- Exposed Frames: Solid Cherry
- Seat: High Density Polyurethane Foam Over Sheet Webbing
- Back: High Density Polyurethane Foam Over Polypropylene Webbing
- Upholstered Arms: High Density Polyurethane Foam Over Hardwood
- 10 Year Warranty

**OPTIONS:**

Specify Exposed Wood Finish (See Page 6)


GUEST	ITEM #:	SPECIFICATIONS   GRADES   LIST PRICES:													
<b>CLOSED ARM SIDE CHAIR</b>  	823	<b>Overall:</b> 22.5"w 24"d 33"h		<b>Arm:</b> 25"h		<b>COM:</b> 2.25 yds.									
		<b>Seat:</b> 19"w 18"d 19"h		<b>Weight:</b> 38 lbs.		<b>COL:</b> 41 sq.ft.									
		<b>COM</b>	<b>COL</b>	<b>1</b>	<b>2</b>	<b>3</b>	<b>4</b>	<b>5</b>	<b>6</b>	<b>7</b>	<b>8</b>	<b>9</b>	<b>10</b>	<b>L1</b>	<b>L2</b>
		908	998	952	1000	1047	1094	1141	1188	1235	1282	1330	1377	1441	1611
		<i>Closed Back / Solid Wood Arms</i>													
<b>OPEN ARM SIDE CHAIR</b>  	824	<b>Overall:</b> 22.5"w 24"d 33"h		<b>Arm:</b> 25"h		<b>COM:</b> 1.75 yds.									
		<b>Seat:</b> 19"w 18"d 19"h		<b>Weight:</b> 32 lbs.		<b>COL:</b> 32 sq.ft.									
		<b>COM</b>	<b>COL</b>	<b>1</b>	<b>2</b>	<b>3</b>	<b>4</b>	<b>5</b>	<b>6</b>	<b>7</b>	<b>8</b>	<b>9</b>	<b>10</b>	<b>L1</b>	<b>L2</b>
		844	928	868	904	939	974	1010	1045	1080	1116	1151	1187	1235	1362
		<i>Closed Back / Solid Wood Arms</i>													
<b>BARIATRIC / OPEN ARM SIDE CHAIR</b>  	824-X	<b>Overall:</b> 32.5"w 24"d 33"h		<b>Arm:</b> 25"h		<b>COM:</b> 1.75 yds.									
		<b>Seat:</b> 29"w 18"d 19"h		<b>Weight:</b> 42 lbs.		<b>COL:</b> 32 sq.ft.									
		<b>COM</b>	<b>COL</b>	<b>1</b>	<b>2</b>	<b>3</b>	<b>4</b>	<b>5</b>	<b>6</b>	<b>7</b>	<b>8</b>	<b>9</b>	<b>10</b>	<b>L1</b>	<b>L2</b>
		1007	1108	1023	1058	1093	1129	1164	1199	1235	1270	1306	1341	1392	1519
		<i>Closed Back / Solid Wood Arms</i>													
<b>OPEN ARM SIDE CHAIR</b>  	825	<b>Overall:</b> 22.5"w 24"d 33"h		<b>Arm:</b> 25"h		<b>COM:</b> 1.75 yds.									
		<b>Seat:</b> 19"w 18.5"d 19"h		<b>Weight:</b> 32 lbs.		<b>COL:</b> 32 sq.ft.									
		<b>COM</b>	<b>COL</b>	<b>1</b>	<b>2</b>	<b>3</b>	<b>4</b>	<b>5</b>	<b>6</b>	<b>7</b>	<b>8</b>	<b>9</b>	<b>10</b>	<b>L1</b>	<b>L2</b>
		820	902	846	881	916	952	987	1022	1058	1093	1128	1164	1211	1338
		<i>Open Back / Solid Wood Arms</i>													

**DESCRIPTION:**

- Exposed Frames: Solid Cherry
- Seat: High Density Polyurethane Foam Over Sheet Webbing
- Back: High Density Polyurethane Foam Over Polypropylene Webbing
- Fully Upholstered Arms: High Density Polyurethane Foam Over Hardwood
- 10 Year Warranty








**OPTIONS:**



Specify Exposed Wood Finish (See Page 6)

GUEST	ITEM #:	SPECIFICATIONS   GRADES   LIST PRICES:													
		<i>Overall: 48.5"w 24"d 33"h</i>			<i>Arm: 25"h</i>			<i>COM: 3 yds.</i>							
		<i>Seat: 45"w 18"d 19"h</i>			<i>Weight: 60 lbs.</i>			<i>COL: 54 sq.ft.</i>							
	826	COM	COL	1	2	3	4	5	6	7	8	9	10	L1	L2
		1229	1352	1291	1356	1421	1486	1551	1615	1680	1745	1810	1875	1949	2182
		<i>Closed Back / Solid Wood Arms</i>													



BASES	OPTION #:	SPECIFICATIONS   LIST PRICES   AVAILABILITY:								
<p>TRANSITIONAL WOOD BASE</p> 	<p><b>TWB</b></p>	<p><b>Overall:</b> 25"w 25"d 5.5"h</p> <hr/> <p><b>\$158</b> Solid Hardwood Cap, Steel Reinforced 5 Prong Base With 55mm Black Dual Wheel Casters.</p> <p>OPTIONS:</p> <table border="0"> <tr> <td>Carpet Caster - 2" Metal Balls</td> <td>\$125 (Set Of 5)</td> </tr> <tr> <td>Antique Bronze Hooded Caster - 2" Rubber Ball</td> <td>\$115 (Set Of 5)</td> </tr> <tr> <td>Brass Hooded Black Caster - 2" Dual Wheels</td> <td>\$65 (Set Of 5)</td> </tr> </table> <p><b>Available:</b> Langton Executive Seating</p>	Carpet Caster - 2" Metal Balls	\$125 (Set Of 5)	Antique Bronze Hooded Caster - 2" Rubber Ball	\$115 (Set Of 5)	Brass Hooded Black Caster - 2" Dual Wheels	\$65 (Set Of 5)		
Carpet Caster - 2" Metal Balls	\$125 (Set Of 5)									
Antique Bronze Hooded Caster - 2" Rubber Ball	\$115 (Set Of 5)									
Brass Hooded Black Caster - 2" Dual Wheels	\$65 (Set Of 5)									
<p>CLASSIC WOOD BASE</p> 	<p><b>CWB</b></p>	<p><b>Overall:</b> 28"w 28"d 5"h</p> <hr/> <p><b>\$158</b> Solid Hardwood Cap, Steel Reinforced 5 Prong Base With 55mm Black Dual Wheel Casters.</p> <p>OPTIONS:</p> <table border="0"> <tr> <td>Carpet Caster - 2" Metal Balls</td> <td>\$125 (Set Of 5)</td> </tr> <tr> <td>Antique Bronze Hooded Caster - 2" Rubber Ball</td> <td>\$115 (Set Of 5)</td> </tr> <tr> <td>Brass Hooded Black Caster - 2" Dual Wheels</td> <td>\$65 (Set Of 5)</td> </tr> <tr> <td>Brass Scuff Plates</td> <td>\$80 (Set Of 5)</td> </tr> </table> <p><b>Available:</b> Langton Executive Seating</p>	Carpet Caster - 2" Metal Balls	\$125 (Set Of 5)	Antique Bronze Hooded Caster - 2" Rubber Ball	\$115 (Set Of 5)	Brass Hooded Black Caster - 2" Dual Wheels	\$65 (Set Of 5)	Brass Scuff Plates	\$80 (Set Of 5)
Carpet Caster - 2" Metal Balls	\$125 (Set Of 5)									
Antique Bronze Hooded Caster - 2" Rubber Ball	\$115 (Set Of 5)									
Brass Hooded Black Caster - 2" Dual Wheels	\$65 (Set Of 5)									
Brass Scuff Plates	\$80 (Set Of 5)									
<p>ARCHED RESIN BASE</p> 	<p><b>ARB</b></p>	<p><b>Overall:</b> 27"w 27"d 6.25"h</p> <hr/> <p>Standard - No Charge Black Reinforced Nylon 5 Prong Base With 55mm Black Dual Wheel Casters.</p> <p>OPTIONS:</p> <table border="0"> <tr> <td>Black Sculptured Glides</td> <td>No Upcharge</td> </tr> </table> <p><b>Available:</b> Langton Executive Seating</p>	Black Sculptured Glides	No Upcharge						
Black Sculptured Glides	No Upcharge									
<p>POLISHED ALUMINUM BASE</p> 	<p><b>PAB</b></p>	<p><b>Overall:</b> 26"w 26"d 8"h</p> <hr/> <p><b>\$79</b> Polished Aluminum 5 Prong Base With 55mm Black Dual Wheel Casters</p> <p>OPTIONS:</p> <table border="0"> <tr> <td>C4 Black Sculptured Glides</td> <td>No Upcharge (Set Of 5)</td> </tr> <tr> <td>C5 Polished Aluminum Hooded Casters</td> <td>\$80 (Set Of 5)</td> </tr> </table> <p><b>Available:</b> Langton Executive Seating</p>	C4 Black Sculptured Glides	No Upcharge (Set Of 5)	C5 Polished Aluminum Hooded Casters	\$80 (Set Of 5)				
C4 Black Sculptured Glides	No Upcharge (Set Of 5)									
C5 Polished Aluminum Hooded Casters	\$80 (Set Of 5)									

BASES / CASTERS	OPTION #:	SPECIFICATIONS   LIST PRICES   AVAILABILITY:
<p><b>HIGH PROFILE BASE</b></p> 	<p><b>HPB</b></p> <p>No Charge  <i>Black Reinforced Nylon 5 Prong Base With 55mm Black Dual Wheel Casters</i></p> <p><i>Available: Langton Executive Seating</i></p>	
<p><b>JURY BASE</b></p> 	<p><b>JRB</b></p> <p><i>Overall: 8.5" Diameter 3.75"h</i></p> <p>\$158  <i>360° Rotation, Self Centering With Pneumatic Height Adjustment</i></p> <p>OPTIONS:      No Rotation</p> <p><i>Available: Langton Executive Seating</i></p>	
<p><b>CASTERS</b></p> <div style="display: flex; flex-wrap: wrap;"> <div style="width: 50%;">  <p>(C1) Carpet Caster - 2" Metal Balls</p> </div> <div style="width: 50%;">  <p>(C2) Antique Bronze Hooded Caster - 2" Rubber Ball</p> </div> <div style="width: 50%;">  <p>(C3) Brass Hooded Black Caster - 2" Dual Wheels</p> </div> <div style="width: 50%;">  <p>(C4) Black Sculptured Glide - 2" Flat Bottom Glide</p> </div> <div style="width: 50%;">  <p>(C5) Polished Aluminum Caster - 2" Dual Wheels</p> </div> </div>	<p><i>Overall: 2"h</i></p> <p><b>C1</b> \$131 (Set Of 5)  <i>Carpet Caster - 2" Metal Balls (Additional Finishes Available)</i></p> <p><b>C2</b> \$121 (Set Of 5)  <i>Antique Bronze Hooded Caster - 2" Rubber Ball (Additional Finishes Available)</i></p> <p><b>C3</b> \$68 (Set Of 5)  <i>Brass Hooded Black Caster - 2" Dual Wheels (Additional Finishes Available)</i></p> <p><b>C4</b> No Charge (Set Of 5)  <i>Black Sculptured Glide - 2" Flat Bottom Glide</i></p> <p><b>C5</b> \$84 (Set Of 5)  <i>Polished Aluminum Hooded Caster - 2" Dual Wheels</i></p> <p><i>Available: Langton Executive Seating</i></p>	

SCUFF PLATES / COVERS	OPTION #:	SPECIFICATIONS   LIST PRICES   AVAILABILITY:
<p>SCUFF PLATES</p> 	<p><b>Overall:</b> 1"w 4"d</p> <hr/> <p><b>SP</b> \$84 (Set Of 5) <i>(Specify Brass Or Pewter)</i></p> <p><b>Available:</b> <i>Classic Base Only</i></p>	
<p>CONTRASTING COVERS</p> 	<p><b>Overall:</b> n/a</p> <hr/> <p><b>CC</b> \$105</p> <p><i>NOTE: If Two Or More Upholsteries Or Leathers Are Used On Any Piece Of Furniture, Then A Contrast Charge Will Apply Per Order. When Using Trinity Upholstery, The Higher Priced Upholstery Grade Will Be Used In Pricing, Unless It's Trinity Leather With Fabric Contrast Welt, Or COM With Trinity Contrast Welt, Then Contact Customer Service For Pricing.</i></p> <p><b>Available:</b> <i>Langton Chairs</i></p>	

# *Luci Guci*

---

LOUNGE / EXECUTIVE / GUEST

Effective: January 1, 2017

**Modified: May 1, 2018**

T R I N I T Y

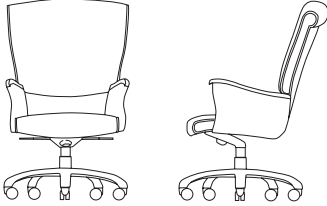


<b>Date:</b>	<b>Page:</b>	<b>Modification:</b>	<b>Description:</b>
9-15-17	Page 120	Addition	Stretcher & Book Rack Option For Guest Chairs
10-10-17	Page 118	Addition	Polished Aluminum Caster Option
5-1-18	All Pages	5% Price Increase	Price List Reflects 5% Increase To January 1, 2017
9-4-18	Page 114	Price Correction	Price Correction For Item #: 841-2

**DESCRIPTION:**

- Upholstery Frames: Plywood & Hardwood
- Seat / Back: High Density Polyurethane Foam
- Upholstered Arms: High Density Polyurethane Foam Over Plywood & Hardwood
- Exposed Wood Arm Cap: Solid Maple / Lacquered Finish
- Open Arm: Black Urethane Molded Over A Steel Armature (All Arms Are Attached & Reinforced w/ Steel)
- Built-in Upholstered Lumbar
- Black Arched Resin Base Standard
- 10 Year Warranty

**OPTIONS:**

Specify Exposed Wood Finish (See Page 6)  
Base & Caster Options Available (See Pages 121-122)

EXECUTIVE		ITEM #:	SPECIFICATIONS   GRADES   LIST PRICES:													
		<b>HIGH BACK CHAIR / EXPOSED WOOD CAP / FULLY UPHOLSTERED ARM</b>	<b>Overall:</b> 26"w 30"d 43"-46"h <b>Seat:</b> 22.5"w 18.5"d 17.5"-20.5"h			<b>Arm:</b> 25.5"-28.5"h <b>Weight:</b> 65 lbs.			<b>COM:</b> 3.25 yds. <b>COL:</b> 59 sq.ft.							
			<b>COM</b>	<b>COL</b>	<b>1</b>	<b>2</b>	<b>3</b>	<b>4</b>	<b>5</b>	<b>6</b>	<b>7</b>	<b>8</b>	<b>9</b>	<b>10</b>	<b>L1</b>	<b>L2</b>
			<b>830-2</b>	1181	1300	1258	1329	1400	1471	1541	1612	1683	1753	1824	1895	2006
			<i>Tilt Swivel w/ Lock / Pneumatic Seat Height Adjustment</i>													
		<b>830-4</b>	1201	1322	1277	1348	1419	1489	1560	1631	1701	1772	1843	1914	2025	2279
			<i>Knee Tilt Swivel w/ Infinite Lock / Pneumatic Seat Height Adjustment</i>													
		<b>HIGH BACK CHAIR / FULLY UPHOLSTERED ARM</b>	<b>Overall:</b> 26"w 30"d 43"-46"h <b>Seat:</b> 22.5"w 18.5"d 17.5"-20.5"h			<b>Arm:</b> 25.5"-28.5"h <b>Weight:</b> 65 lbs.			<b>COM:</b> 3.25 yds. <b>COL:</b> 59 sq.ft.							
			<b>COM</b>	<b>COL</b>	<b>1</b>	<b>2</b>	<b>3</b>	<b>4</b>	<b>5</b>	<b>6</b>	<b>7</b>	<b>8</b>	<b>9</b>	<b>10</b>	<b>L1</b>	<b>L2</b>
			<b>831-2</b>	1127	1239	1207	1277	1348	1419	1489	1560	1631	1701	1772	1843	1954
			<i>Tilt Swivel w/ Lock / Pneumatic Seat Height Adjustment</i>													
		<b>831-4</b>	1147	1261	1225	1296	1367	1438	1508	1579	1650	1720	1791	1862	1973	2227
			<i>Knee Tilt Swivel w/ Infinite Lock / Pneumatic Seat Height Adjustment</i>													
		<b>HIGH BACK CHAIR / URETHANE OPEN ARM</b>	<b>Overall:</b> 26"w 30"d 43"-46"h <b>Seat:</b> 22.5"w 18.5"d 17.5"-20.5"h			<b>Arm:</b> 25.5"-28.5"h <b>Weight:</b> 65 lbs.			<b>COM:</b> 2.5 yds. <b>COL:</b> 45 sq.ft.							
			<b>COM</b>	<b>COL</b>	<b>1</b>	<b>2</b>	<b>3</b>	<b>4</b>	<b>5</b>	<b>6</b>	<b>7</b>	<b>8</b>	<b>9</b>	<b>10</b>	<b>L1</b>	<b>L2</b>
			<b>832-2</b>	1000	1100	1051	1104	1157	1210	1263	1316	1369	1422	1475	1528	1614
			<i>Tilt Swivel w/ Lock / Pneumatic Seat Height Adjustment</i>													
		<b>832-4</b>	1020	1122	1070	1123	1176	1229	1282	1335	1388	1441	1494	1547	1633	1824
			<i>Knee Tilt Swivel w/ Infinite Lock / Pneumatic Seat Height Adjustment</i>													



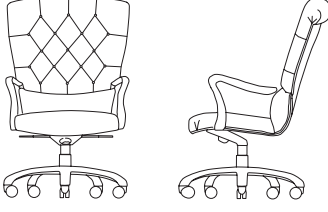
**DESCRIPTION:**

- Upholstery Frames: Plywood & Hardwood
- Seat / Back: High Density Polyurethane Foam
- Upholstered Arms: High Density Polyurethane Foam Over Plywood & Hardwood
- Exposed Wood Arm Cap: Solid Maple / Lacquered Finish
- Open Arm: Black Urethane Molded Over A Steel Armature (All Arms Are Attached & Reinforced w/ Steel)
- Built-in Upholstered Lumbar
- Black Arched Resin Base Standard
- 10 Year Warranty

**OPTIONS:**

Specify Exposed Wood Finish (See Page 6)  
Base & Caster Options Available (See Pages 121-122)

**Note: Trinity Must Approve Specific Fabrics / Leathers Used For Tufting.**

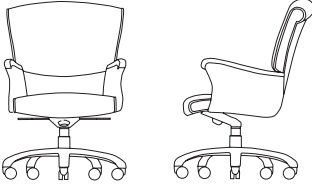
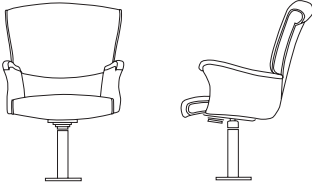

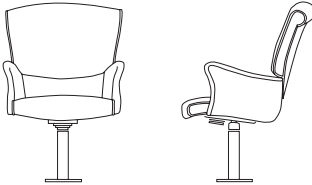
EXECUTIVE	ITEM #:	SPECIFICATIONS   GRADES   LIST PRICES:													
<b>HIGH BACK CHAIR / EXPOSED WOOD CAP / FULLY UPHOLSTERED ARM / TUFTED BACK</b>  		<b>Overall:</b> 26"w 30"d 43"-46"h			<b>Arm:</b> 25.5"-28.5"h			<b>COM:</b> 3.75 yds.							
		<b>Seat:</b> 22.5"w 18.5"d 17.5"-20.5"h			<b>Weight:</b> 65 lbs.			<b>COL:</b> 68 sq.ft.							
		<b>COM</b>	<b>COL</b>	<b>1</b>	<b>2</b>	<b>3</b>	<b>4</b>	<b>5</b>	<b>6</b>	<b>7</b>	<b>8</b>	<b>9</b>	<b>10</b>	<b>L1</b>	<b>L2</b>
	<b>833-2</b>	1355	1491	1446	1529	1611	1694	1776	1859	1941	2024	2106	2189	2335	2632
		<i>Tilt Swivel w/ Lock / Pneumatic Seat Height Adjustment</i>													
	<b>833-4</b>	1375	1513	1465	1548	1630	1713	1795	1878	1960	2043	2125	2208	2354	2651
		<i>Knee Tilt Swivel w/ Infinite Lock / Pneumatic Seat Height Adjustment</i>													
<b>HIGH BACK CHAIR / FULLY UPHOLSTERED ARM / TUFTED</b>  		<b>Overall:</b> 26"w 30"d 43"-46"h			<b>Arm:</b> 25.5"-28.5"h			<b>COM:</b> 3.75 yds.							
		<b>Seat:</b> 22.5"w 18.5"d 17.5"-20.5"h			<b>Weight:</b> 65 lbs.			<b>COL:</b> 68 sq.ft.							
		<b>COM</b>	<b>COL</b>	<b>1</b>	<b>2</b>	<b>3</b>	<b>4</b>	<b>5</b>	<b>6</b>	<b>7</b>	<b>8</b>	<b>9</b>	<b>10</b>	<b>L1</b>	<b>L2</b>
	<b>834-2</b>	1286	1414	1380	1463	1545	1628	1710	1793	1875	1958	2040	2123	2269	2566
		<i>Tilt Swivel w/ Lock / Pneumatic Seat Height Adjustment</i>													
	<b>834-4</b>	1306	1436	1399	1482	1564	1647	1729	1812	1894	1977	2059	2142	2288	2585
		<i>Knee Tilt Swivel w/ Infinite Lock / Pneumatic Seat Height Adjustment</i>													
<b>HIGH BACK CHAIR / URETHANE OPEN ARM / TUFTED BACK</b>  		<b>Overall:</b> 26"w 30"d 43"-46"h			<b>Arm:</b> 25.5"-28.5"h			<b>COM:</b> 3.25 yds.							
		<b>Seat:</b> 22.5"w 18.5"d 17.5"-20.5"h			<b>Weight:</b> 65 lbs.			<b>COL:</b> 59 sq.ft.							
		<b>COM</b>	<b>COL</b>	<b>1</b>	<b>2</b>	<b>3</b>	<b>4</b>	<b>5</b>	<b>6</b>	<b>7</b>	<b>8</b>	<b>9</b>	<b>10</b>	<b>L1</b>	<b>L2</b>
	<b>835-2</b>	1141	1255	1220	1291	1362	1432	1503	1574	1644	1715	1786	1857	1982	2236
		<i>Tilt Swivel w/ Lock / Pneumatic Seat Height Adjustment</i>													
	<b>835-4</b>	1161	1277	1239	1310	1381	1451	1522	1593	1663	1734	1805	1875	2000	2255
		<i>Knee Tilt Swivel w/ Infinite Lock / Pneumatic Seat Height Adjustment</i>													

**DESCRIPTION:**

- Upholstery Frames: Plywood & Hardwood
- Seat / Back: High Density Polyurethane Foam
- Upholstered Arms: High Density Polyurethane Foam Over Plywood & Hardwood
- Exposed Wood Arm Cap: Solid Maple / Lacquered Finish
- All Arms Are Attached & Reinforced w/ Steel
- Built-in Upholstered Lumbar
- Black Arched Resin Base Standard
- 10 Year Warranty

**OPTIONS:**

Specify Exposed Wood Finish (See Page 6)  
Base & Caster Options Available (See Pages 121-122)

EXECUTIVE		ITEM #:	SPECIFICATIONS   GRADES   LIST PRICES:														
		<b>LOW BACK CHAIR / EXPOSED WOOD CAP / FULLY UPHOLSTERED ARM</b>	<b>Overall:</b> 26"w 29"d 38"-41"h <b>Seat:</b> 22.5"w 18.5"d 17.5"-20.5"h			<b>Arm:</b> 25.5"-28.5"h <b>Weight:</b> 60 lbs.			<b>COM:</b> 3.25 yds. <b>COL:</b> 59 sq.ft.								
			<b>COM</b>	<b>COL</b>	<b>1</b>	<b>2</b>	<b>3</b>	<b>4</b>	<b>5</b>	<b>6</b>	<b>7</b>	<b>8</b>	<b>9</b>	<b>10</b>	<b>L1</b>	<b>L2</b>	
			<b>840-2</b>	1144	1258	1223	1293	1364	1435	1506	1576	1647	1718	1788	1859	1967	2221
			<i>Tilt Swivel w/ Lock / Pneumatic Seat Height Adjustment</i>														
			<b>840-4</b>	1164	1280	1242	1312	1383	1454	1524	1595	1666	1736	1807	1878	1985	2240
			<i>Knee Tilt Swivel w/ Infinite Lock / Pneumatic Seat Height Adjustment</i>														
		<b>LOW BACK JURY CHAIR / EXPOSED WOOD CAP / FULLY UPHOLSTERED ARM</b>	<b>Overall:</b> 26"w 29"d 38"-41"h <b>Seat:</b> 22.5"w 18.5"d 17.5"-20.5"h			<b>Arm:</b> 25.5"-28.5"h <b>Weight:</b> 60 lbs.			<b>COM:</b> 3.25 yds. <b>COL:</b> 59 sq.ft.								
			<b>COM</b>	<b>COL</b>	<b>1</b>	<b>2</b>	<b>3</b>	<b>4</b>	<b>5</b>	<b>6</b>	<b>7</b>	<b>8</b>	<b>9</b>	<b>10</b>	<b>L1</b>	<b>L2</b>	
			<b>840-5</b>	1278	1406	1350	1421	1491	1562	1633	1703	1774	1845	1916	1986	2094	2348
			<i>Jury Base / Pneumatic Seat Height Adjustment / Self-Centering 360° Rotation</i>														
		<b>LOW BACK CHAIR / FULLY UPHOLSTERED ARM</b>	<b>Overall:</b> 26"w 29"d 38"-41"h <b>Seat:</b> 22.5"w 18.5"d 17.5"-20.5"h			<b>Arm:</b> 25.5"-28.5"h <b>Weight:</b> 60 lbs.			<b>COM:</b> 3.25 yds. <b>COL:</b> 59 sq.ft.								
			<b>COM</b>	<b>COL</b>	<b>1</b>	<b>2</b>	<b>3</b>	<b>4</b>	<b>5</b>	<b>6</b>	<b>7</b>	<b>8</b>	<b>9</b>	<b>10</b>	<b>L1</b>	<b>L2</b>	
			<b>841-2</b>	1074	1181	1157	1227	1298	1369	1440	1510	1581	1652	1722	1793	1901	2155
			<i>Tilt Swivel w/ Lock / Pneumatic Seat Height Adjustment</i>														
			<b>841-4</b>	1094	1203	1176	1246	1317	1388	1458	1529	1600	1670	1741	1812	1919	2174
			<i>Knee Tilt Swivel w/ Infinite Lock / Pneumatic Seat Height Adjustment</i>														
		<b>LOW BACK JURY CHAIR / FULLY UPHOLSTERED ARM</b>	<b>Overall:</b> 26"w 29"d 38"-41"h <b>Seat:</b> 22.5"w 18.5"d 17.5"-20.5"h			<b>Arm:</b> 25.5"-28.5"h <b>Weight:</b> 60 lbs.			<b>COM:</b> 3.25 yds. <b>COL:</b> 59 sq.ft.								
			<b>COM</b>	<b>COL</b>	<b>1</b>	<b>2</b>	<b>3</b>	<b>4</b>	<b>5</b>	<b>6</b>	<b>7</b>	<b>8</b>	<b>9</b>	<b>10</b>	<b>L1</b>	<b>L2</b>	
			<b>841-5</b>	1204	1324	1279	1350	1421	1491	1562	1633	1703	1774	1845	1916	2023	2278
			<i>Jury Base / Pneumatic Seat Height Adjustment / Self-Centering 360° Rotation</i>														



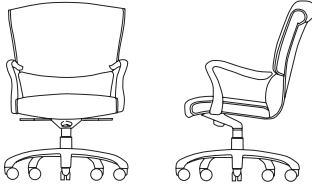
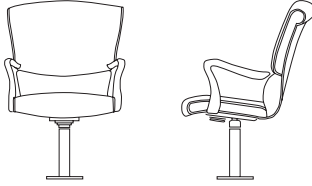
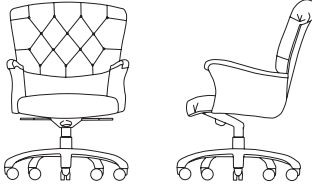
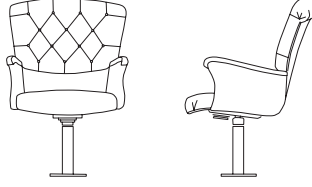
**DESCRIPTION:**

- Upholstery Frames: Plywood & Hardwood
- Seat / Back: High Density Polyurethane Foam
- Upholstered Arms: High Density Polyurethane Foam Over Plywood & Hardwood
- Exposed Wood Arm Cap: Solid Maple / Lacquered Finish
- Open Arm: Black Urethane Molded Over A Steel Armature (All Arms Are Attached & Reinforced w/ Steel)
- Black Arched Resin Base Standard
- 10 Year Warranty

**OPTIONS:**

Specify Exposed Wood Finish (See Page 6)  
Base & Caster Options Available (See Pages 121-122)

**Note: Trinity Must Approve Specific Fabrics / Leathers Used For Tufting.**

EXECUTIVE	ITEM #:	SPECIFICATIONS   GRADES   LIST PRICES:													
		<b>Overall:</b> 26"w 29"d 38"-41"h			<b>Arm:</b> 25.5"-28.5"h			<b>COM:</b> 2.5 yds.							
		<b>Seat:</b> 22.5"w 18.5"d 17.5"-20.5"h			<b>Weight:</b> 60 lbs.			<b>COL:</b> 45 sq.ft.							
		<b>COM</b>	<b>COL</b>	<b>1</b>	<b>2</b>	<b>3</b>	<b>4</b>	<b>5</b>	<b>6</b>	<b>7</b>	<b>8</b>	<b>9</b>	<b>10</b>	<b>L1</b>	<b>L2</b>
	<b>842-2</b>	965	1061	1018	1071	1124	1177	1230	1283	1336	1389	1442	1495	1578	1769
		<i>Tilt Swivel w/ Lock / Pneumatic Seat Height Adjustment</i>													
	<b>842-4</b>	979	1077	1032	1085	1138	1191	1244	1297	1350	1403	1456	1509	1592	1783
		<i>Knee Tilt Swivel w/ Infinite Lock / Pneumatic Seat Height Adjustment</i>													
		<b>Overall:</b> 26"w 29"d 38"-41"h			<b>Arm:</b> 25.5"-28.5"h			<b>COM:</b> 2.5 yds.							
		<b>Seat:</b> 22.5"w 18.5"d 17.5"-20.5"h			<b>Weight:</b> 60 lbs.			<b>COL:</b> 45 sq.ft.							
		<b>COM</b>	<b>COL</b>	<b>1</b>	<b>2</b>	<b>3</b>	<b>4</b>	<b>5</b>	<b>6</b>	<b>7</b>	<b>8</b>	<b>9</b>	<b>10</b>	<b>L1</b>	<b>L2</b>
	<b>842-5</b>	1094	1204	1141	1194	1247	1300	1353	1406	1459	1512	1565	1618	1701	1892
		<i>Jury Base / Pneumatic Seat Height Adjustment / Self-Centering 360° Rotation</i>													
		<b>Overall:</b> 26"w 29"d 38"-41"h			<b>Arm:</b> 25.5"-28.5"h			<b>COM:</b> 3 yds.							
		<b>Seat:</b> 22.5"w 18.5"d 17.5"-20.5"h			<b>Weight:</b> 60 lbs.			<b>COL:</b> 54 sq.ft.							
		<b>COM</b>	<b>COL</b>	<b>1</b>	<b>2</b>	<b>3</b>	<b>4</b>	<b>5</b>	<b>6</b>	<b>7</b>	<b>8</b>	<b>9</b>	<b>10</b>	<b>L1</b>	<b>L2</b>
	<b>843-2</b>	1285	1414	1345	1409	1474	1539	1604	1669	1733	1798	1863	1928	2056	2290
		<i>Tilt Swivel w/ Lock / Pneumatic Seat Height Adjustment</i>													
	<b>843-4</b>	1305	1436	1363	1428	1493	1558	1623	1688	1752	1817	1882	1947	2075	2308
		<i>Knee Tilt Swivel w/ Infinite Lock / Pneumatic Seat Height Adjustment</i>													
		<b>Overall:</b> 26"w 29"d 38"-41"h			<b>Arm:</b> 25.5"-28.5"h			<b>COM:</b> 3 yds.							
		<b>Seat:</b> 22.5"w 18.5"d 17.5"-20.5"h			<b>Weight:</b> 60 lbs.			<b>COL:</b> 54 sq.ft.							
		<b>COM</b>	<b>COL</b>	<b>1</b>	<b>2</b>	<b>3</b>	<b>4</b>	<b>5</b>	<b>6</b>	<b>7</b>	<b>8</b>	<b>9</b>	<b>10</b>	<b>L1</b>	<b>L2</b>
	<b>843-5</b>	1420	1562	1472	1537	1601	1666	1731	1796	1861	1926	1990	2055	2183	2417
		<i>Jury Base / Pneumatic Seat Height Adjustment / Self-Centering 360° Rotation</i>													

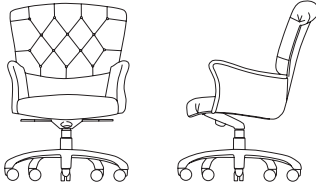
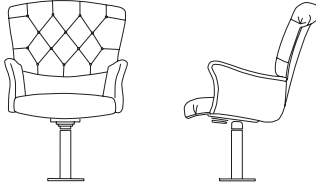

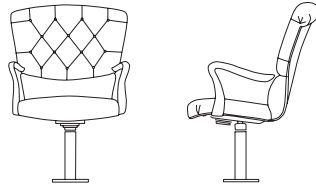
**DESCRIPTION:**

- Upholstery Frames: Plywood & Hardwood
- Seat / Back: High Density Polyurethane Foam
- Upholstered Arms: High Density Polyurethane Foam Over Plywood & Hardwood
- Exposed Wood Arm Cap: Solid Maple / Lacquered Finish
- Open Arm: Black Urethane Molded Over A Steel Armature (All Arms Are Attached & Reinforced w/ Steel)
- Black Arched Resin Base Standard
- 10 Year Warranty

**OPTIONS:**

Specify Exposed Wood Finish (See Page 6)  
Base & Caster Options Available (See Pages 121-122)

**Note: Trinity Must Approve Specific Fabrics / Leathers Used For Tufting.**

EXECUTIVE		ITEM #:	SPECIFICATIONS   GRADES   LIST PRICES:																										
<b>LOW BACK CHAIR / FULLY UPHOLSTERED ARM / TUFTED BACK</b>  			<b>Overall:</b> 26"w 29"d 38"-41"h <b>Seat:</b> 22.5"w 18.5"d 17.5"-20.5"h			<b>Arm:</b> 25.5"-28.5"h <b>Weight:</b> 60 lbs.			<b>COM:</b> 3 yds. <b>COL:</b> 54 sq.ft.																				
			COM	COL	1	2	3	4	5	6	7	8	9	10	L1	L2													
		844-2	1215	1337	1279	1343	1408	1473	1538	1603	1667	1732	1797	1862	1990	2224	Tilt Swivel w/ Lock / Pneumatic Seat Height Adjustment												
		844-4	1235	1359	1297	1362	1427	1492	1557	1622	1686	1751	1816	1881	2009	2242	Knee Tilt Swivel w/ Infinite Lock / Pneumatic Seat Height Adjustment												
<b>LOW BACK JURY CHAIR / FULLY UPHOLSTERED ARM / TUFTED BACK</b>  			<b>Overall:</b> 26"w 29"d 38"-41"h <b>Seat:</b> 22.5"w 18.5"d 17.5"-20.5"h			<b>Arm:</b> 25.5"-28.5"h <b>Weight:</b> 60 lbs.			<b>COM:</b> 3 yds. <b>COL:</b> 54 sq.ft.																				
			COM	COL	1	2	3	4	5	6	7	8	9	10	L1	L2													
		844-5	1345	1479	1401	1466	1531	1596	1660	1725	1790	1855	1920	1984	2113	2346	Jury Base / Pneumatic Seat Height Adjustment / Self-Centering 360° Rotation												
<b>LOW BACK CHAIR / URETHANE OPEN ARM / TUFTED BACK</b>  			<b>Overall:</b> 26"w 29"d 38"-41"h <b>Seat:</b> 22.5"w 18.5"d 17.5"-20.5"h			<b>Arm:</b> 25.5"-28.5"h <b>Weight:</b> 60 lbs.			<b>COM:</b> 3 yds. <b>COL:</b> 54 sq.ft.																				
			COM	COL	1	2	3	4	5	6	7	8	9	10	L1	L2													
		845-2	1088	1197	1159	1223	1288	1353	1418	1483	1547	1612	1677	1742	1857	2091	Tilt Swivel w/ Lock / Pneumatic Seat Height Adjustment												
		845-4	1108	1219	1177	1242	1307	1372	1437	1501	1566	1631	1696	1761	1876	2110	Knee Tilt Swivel w/ Infinite Lock / Pneumatic Seat Height Adjustment												
<b>LOW BACK JURY CHAIR / URETHANE OPEN ARM / TUFTED BACK</b>  			<b>Overall:</b> 26"w 29"d 38"-41"h <b>Seat:</b> 22.5"w 18.5"d 17.5"-20.5"h			<b>Arm:</b> 25.5"-28.5"h <b>Weight:</b> 60 lbs.			<b>COM:</b> 3 yds. <b>COL:</b> 54 sq.ft.																				
			COM	COL	1	2	3	4	5	6	7	8	9	10	L1	L2													
		845-5	1223	1345	1286	1351	1415	1480	1545	1610	1675	1740	1804	1869	1985	2218	Jury Base / Pneumatic Seat Height Adjustment / Self-Centering 360° Rotation												









**DESCRIPTION:**

- Upholstery Frames: Plywood & Hardwood
- Seat: High Density Polyurethane Foam Over Sheet Webbing
- Exposed Wood Arms: Solid Maple / Lacquered Finish  
(All Arms Are Attached & Reinforced w/ Steel)
- 10 Year Warranty

**OPTIONS:**

- ST-1 Wooden Horizontal Stretchers (Guest Chairs Only) .....\$79
- BR-1 Wooden Horizontal Book Rack (Guest Chairs Only) .....\$131
- SGS Soft Ganging Straps .....\$19 Per Seat

Specify Exposed Wood Finish (See Page 6)  
Optional Custom Back Designs Available (Contact Factory)

GUEST	ITEM #:	SPECIFICATIONS   GRADES   LIST PRICES:													
<b>OPEN ARM SIDE CHAIR / HORIZONTAL DESIGN SLAT BACK</b>   850-P  850-T		<b>Overall:</b> 21.5"w 23"d 31.5"h		<b>Arm:</b> 25.5"h		<b>COM:</b> 1.25 yds.									
		<b>Seat:</b> 19"w 18.5"d 18"h		<b>Weight:</b> 25 lbs.		<b>COL:</b> 20 sq.ft.									
		<b>COM</b>	<b>COL</b>	<b>1</b>	<b>2</b>	<b>3</b>	<b>4</b>	<b>5</b>	<b>6</b>	<b>7</b>	<b>8</b>	<b>9</b>	<b>10</b>	<b>L1</b>	<b>L2</b>
	<b>850-P</b>	601	662	616	639	663	686	710	734	757	781	804	828	830	906
		<i>Fully Upholstered Plain Seat</i>													
	<b>850-T</b>	615	677	629	652	676	700	723	747	770	794	817	841	846	922
		<i>Fully Upholstered Seat / Diagonally Sewn Buttonless Tufting</i>													
<b>OPEN ARM SIDE CHAIR / VERTICAL DESIGN SLAT BACK</b>   851-P  851-T		<b>Overall:</b> 21.5"w 23"d 31.5"h		<b>Arm:</b> 25.5"h		<b>COM:</b> 1.25 yds.									
		<b>Seat:</b> 19"w 18.5"d 18"h		<b>Weight:</b> 25 lbs.		<b>COL:</b> 20 sq.ft.									
		<b>COM</b>	<b>COL</b>	<b>1</b>	<b>2</b>	<b>3</b>	<b>4</b>	<b>5</b>	<b>6</b>	<b>7</b>	<b>8</b>	<b>9</b>	<b>10</b>	<b>L1</b>	<b>L2</b>
	<b>851-P</b>	601	662	616	639	663	686	710	734	757	781	804	828	830	906
		<i>Fully Upholstered Plain Seat</i>													
	<b>851-T</b>	615	677	629	652	676	700	723	747	770	794	817	841	846	922
		<i>Fully Upholstered Seat / Diagonally Sewn Buttonless Tufting</i>													
<b>OPEN ARM SIDE CHAIR / WHEAT DESIGN SLAT BACK</b>   852-P  852-T		<b>Overall:</b> 21.5"w 23"d 31.5"h		<b>Arm:</b> 25.5"h		<b>COM:</b> 1.25 yds.									
		<b>Seat:</b> 19"w 18.5"d 18"h		<b>Weight:</b> 25 lbs.		<b>COL:</b> 20 sq.ft.									
		<b>COM</b>	<b>COL</b>	<b>1</b>	<b>2</b>	<b>3</b>	<b>4</b>	<b>5</b>	<b>6</b>	<b>7</b>	<b>8</b>	<b>9</b>	<b>10</b>	<b>L1</b>	<b>L2</b>
	<b>852-P</b>	601	662	616	639	663	686	710	734	757	781	804	828	830	906
		<i>Fully Upholstered Plain Seat</i>													
	<b>852-T</b>	615	677	629	652	676	700	723	747	770	794	817	841	846	922
		<i>Fully Upholstered Seat / Diagonally Sewn Buttonless Tufting</i>													
<b>OPEN ARM SIDE CHAIR / UPHOLSTERED SLAT BACK</b>   853-P  853-T		<b>Overall:</b> 21.5"w 23"d 31.5"h		<b>Arm:</b> 25.5"h		<b>COM:</b> 1.5 yds.									
		<b>Seat:</b> 19"w 18.5"d 18"h		<b>Weight:</b> 25 lbs.		<b>COL:</b> 24 sq.ft.									
		<b>COM</b>	<b>COL</b>	<b>1</b>	<b>2</b>	<b>3</b>	<b>4</b>	<b>5</b>	<b>6</b>	<b>7</b>	<b>8</b>	<b>9</b>	<b>10</b>	<b>L1</b>	<b>L2</b>
	<b>853-P</b>	614	675	639	669	698	728	757	787	816	845	875	904	906	1000
		<i>Fully Upholstered Plain Seat</i>													
	<b>853-T</b>	627	690	652	681	711	740	770	799	829	858	887	917	920	1015
		<i>Fully Upholstered Seat / Diagonally Sewn Buttonless Tufting</i>													

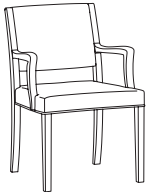







**DESCRIPTION:**

- Upholstery Frames: Plywood & Hardwood
- Seat: High Density Polyurethane Foam Over Sheet Webbing
- Back: High Density Polyurethane Foam Over Polypropylene Webbing (#854)
- Exposed Wood Arms: Solid Maple / Lacquered Finish  
(All Arms Are Attached & Reinforced w/ Steel)
- 10 Year Warranty

**OPTIONS:**

- ST-1 Wooden Horizontal Stretchers (Guest Chairs Only).....\$79
- BR-1 Wooden Horizontal Book Rack (Guest Chairs Only).....\$131
- SGS Soft Ganging Straps .....\$19 Per Seat
- D800-6 Single Stacking Cart (Stacks 6 Chairs).....\$698 Each
- D800-12 Double Stacing Cart (Stacks 12 Chairs).....\$1019 Each

Specify Exposed Wood Finish (See Page 6)  
Optional Custom Back Designs Available (Contact Factory)

GUEST / STACKING		ITEM #:	SPECIFICATIONS   GRADES   LIST PRICES:													
<b>OPEN ARM SIDE CHAIR / FULLY UPHOLSTERED BACK</b>			<i>Overall: 21.5"w 23"d 31.5"h</i>			<i>Arm: 25.5"h</i>			<i>COM: 1.75 yds.</i>							
			<i>Seat: 19"w 18.5"d 18"h</i>			<i>Weight: 25 lbs.</i>			<i>COL: 28 sq.ft.</i>							
 			<b>COM</b>	<b>COL</b>	<b>1</b>	<b>2</b>	<b>3</b>	<b>4</b>	<b>5</b>	<b>6</b>	<b>7</b>	<b>8</b>	<b>9</b>	<b>10</b>	<b>L1</b>	<b>L2</b>
		<b>854-P</b>	570	627	610	645	680	716	751	786	822	857	892	928	928	1041
			<i>Fully Upholstered Plain Seat</i>													
		<b>854-T</b>	584	642	623	658	694	729	764	800	835	870	906	941	944	1057
			<i>Fully Upholstered Seat / Diagonally Sewn Buttonless Tufting</i>													
<b>STACKING OPEN ARM SIDE CHAIR / HORIZONTAL DESIGN SLAT BACK</b>			<i>Overall: 21.5"w 23"d 31.5"h</i>			<i>Arm: 25.5"h</i>			<i>COM: 1.25 yds.</i>							
			<i>Seat: 19"w 18.5"d 18"h</i>			<i>Weight: 25 lbs.</i>			<i>COL: 20 sq.ft.</i>							
 			<b>COM</b>	<b>COL</b>	<b>1</b>	<b>2</b>	<b>3</b>	<b>4</b>	<b>5</b>	<b>6</b>	<b>7</b>	<b>8</b>	<b>9</b>	<b>10</b>	<b>L1</b>	<b>L2</b>
		<b>855-P</b>	611	673	625	649	672	696	719	743	767	790	814	837	840	915
			<i>Fully Upholstered Plain Seat</i>													
		<b>855-T</b>	625	688	638	662	685	709	733	756	780	803	827	850	856	931
			<i>Fully Upholstered Seat / Diagonally Sewn Buttonless Tufting</i>													
<b>STACKING OPEN ARM SIDE CHAIR / VERTICAL DESIGN SLAT BACK</b>			<i>Overall: 21.5"w 23"d 31.5"h</i>			<i>Arm: 25.5"h</i>			<i>COM: 1.25 yds.</i>							
			<i>Seat: 19"w 18.5"d 18"h</i>			<i>Weight: 25 lbs.</i>			<i>COL: 20 sq.ft.</i>							
 			<b>COM</b>	<b>COL</b>	<b>1</b>	<b>2</b>	<b>3</b>	<b>4</b>	<b>5</b>	<b>6</b>	<b>7</b>	<b>8</b>	<b>9</b>	<b>10</b>	<b>L1</b>	<b>L2</b>
		<b>856-P</b>	611	673	625	649	672	696	719	743	767	790	814	837	840	915
			<i>Fully Upholstered Plain Seat</i>													
		<b>856-T</b>	625	688	638	662	685	709	733	756	780	803	827	850	856	931
			<i>Fully Upholstered Seat / Diagonally Sewn Buttonless Tufting</i>													
<b>STACKING OPEN ARM SIDE CHAIR / WHEAT DESIGN SLAT BACK</b>			<i>Overall: 21.5"w 23"d 31.5"h</i>			<i>Arm: 25.5"h</i>			<i>COM: 1.25 yds.</i>							
			<i>Seat: 19"w 18.5"d 18"h</i>			<i>Weight: 25 lbs.</i>			<i>COL: 20 sq.ft.</i>							
 			<b>COM</b>	<b>COL</b>	<b>1</b>	<b>2</b>	<b>3</b>	<b>4</b>	<b>5</b>	<b>6</b>	<b>7</b>	<b>8</b>	<b>9</b>	<b>10</b>	<b>L1</b>	<b>L2</b>
		<b>857-P</b>	611	673	625	649	672	696	719	743	767	790	814	837	840	915
			<i>Fully Upholstered Plain Seat</i>													
		<b>857-T</b>	625	688	638	662	685	709	733	756	780	803	827	850	856	931
			<i>Fully Upholstered Seat / Diagonally Sewn Buttonless Tufting</i>													





**DESCRIPTION:**

- Upholstery Frames: Plywood & Hardwood
- Seat: High Density Polyurethane Foam Over Sheet Webbing
- Back: High Density Polyurethane Foam Over Polypropylene Webbing (#859)
- Exposed Wood Arms: Solid Maple / Lacquered Finish  
(All Arms Are Attached & Reinforced w/ Steel)
- 10 Year Warranty

**OPTIONS:**

- SGS Soft Ganging Straps .....\$19 Per Seat
- D800-6 Single Stacking Cart (Stacks 6 Chairs).....\$698 Each
- D800-12 Double Stacing Cart (Stacks 12 Chairs).....\$1019 Each

Specify Exposed Wood Finish (See Page 6)  
Optional Custom Back Designs Available (Contact Factory)

GUEST / STACKING		ITEM #:	SPECIFICATIONS   GRADES   LIST PRICES:													
<b>STACKING OPEN ARM SIDE CHAIR / UPHOLSTERED SLAT BACK</b>			<i>Overall: 21.5"w 23"d 31.5"h</i>			<i>Arm: 25.5"h</i>			<i>COM: 1.5 yds.</i>							
			<i>Seat: 19"w 18.5"d 18"h</i>			<i>Weight: 25 lbs.</i>			<i>COL: 24 sq.ft.</i>							
 858-P  858-T			<b>COM</b>	<b>COL</b>	<b>1</b>	<b>2</b>	<b>3</b>	<b>4</b>	<b>5</b>	<b>6</b>	<b>7</b>	<b>8</b>	<b>9</b>	<b>10</b>	<b>L1</b>	<b>L2</b>
		<b>858-P</b>	614	675	639	669	698	728	757	787	816	845	875	904	906	1000
			<i>Fully Upholstered Plain Seat</i>													
		<b>858-T</b>	627	690	652	681	711	740	770	799	829	858	887	917	920	1015
			<i>Fully Upholstered Seat / Diagonally Sewn Buttonless Tufting</i>													
<b>STACKING OPEN ARM SIDE CHAIR / FULLY UPHOLSTERED BACK</b>			<i>Overall: 21.5"w 23"d 31.5"h</i>			<i>Arm: 25.5"h</i>			<i>COM: 1.75 yds.</i>							
			<i>Seat: 19"w 18.5"d 18"h</i>			<i>Weight: 25 lbs.</i>			<i>COL: 28 sq.ft.</i>							
 859-P  859-T			<b>COM</b>	<b>COL</b>	<b>1</b>	<b>2</b>	<b>3</b>	<b>4</b>	<b>5</b>	<b>6</b>	<b>7</b>	<b>8</b>	<b>9</b>	<b>10</b>	<b>L1</b>	<b>L2</b>
		<b>859-P</b>	590	649	629	664	699	735	770	805	841	876	911	947	993	1120
			<i>Fully Upholstered Plain Seat</i>													
		<b>859-T</b>	604	664	642	677	712	748	783	818	854	889	924	960	1009	1136
			<i>Fully Upholstered Seat / Diagonally Sewn Buttonless Tufting</i>													





**DESCRIPTION:**

- Upholstery Frames: Plywood & Hardwood
- Seat: High Density Polyurethane Foam Over Sheet Webbing
- Back: High Density Polyurethane Foam Over Polypropylene Webbing
- Arms: High Density Polyurethane Foam Over Hardwood & Plywood
- Integral Exposed Wood Legs: Solid Maple
- 10 Year Warranty





**OPTIONS:**

- ATL Aluminum Tapered Legs (Set Of 4) .....\$362
- ARL Brushed Aluminum Round Legs (Set Of 4).....\$289
- PM1 Power/Data Module (1-Power / 1-USB 2 Port Simplex Charger) .....\$683





Feather Down & Polyester Pillows Available (See Page 5)  
Specify Exposed Wood Finish (See Page 6)

LOUNGE		ITEM #:	SPECIFICATIONS   GRADES   LIST PRICES:													
	LOUNGE CHAIR		<b>Overall:</b> 29"w 33.5"d 35"h			<b>Arm:</b> 25"h			<b>COM:</b> 4.75 yds.							
			<b>Seat:</b> 22.5"w 21"d 18.5"h			<b>Weight:</b> 75 lbs.			<b>COL:</b> 86 sq.ft.							
	<b>827-P</b>		<b>COM</b>	<b>COL</b>	<b>1</b>	<b>2</b>	<b>3</b>	<b>4</b>	<b>5</b>	<b>6</b>	<b>7</b>	<b>8</b>	<b>9</b>	<b>10</b>	<b>L1</b>	<b>L2</b>
			1367	1504	1505	1611	1717	1823	1929	2035	2141	2247	2353	2459	2608	2990
			<i>Tight Seat / Tight Back</i>													
	BARIATRIC LOUNGE CHAIR		<b>Overall:</b> 37"w 33.5"d 35"h			<b>Arm:</b> 25"h			<b>COM:</b> 5.25 yds.							
			<b>Seat:</b> 30.5"w 21"d 18.5"h			<b>Weight:</b> 100 lbs.			<b>COL:</b> 95 sq.ft.							
	<b>827-X</b>		<b>COM</b>	<b>COL</b>	<b>1</b>	<b>2</b>	<b>3</b>	<b>4</b>	<b>5</b>	<b>6</b>	<b>7</b>	<b>8</b>	<b>9</b>	<b>10</b>	<b>L1</b>	<b>L2</b>
			1457	1603	1613	1731	1849	1967	2085	2202	2320	2438	2556	2674	2830	3255
			<i>Tight Seat / Tight Back / 1000 lb. Weight Capacity</i>													
	TWO PLACE SOFA		<b>Overall:</b> 55"w 33.5"d 35"h			<b>Arm:</b> 25"h			<b>COM:</b> 7.75 yds.							
			<b>Seat:</b> 48.5"w 21"d 18.5"h			<b>Weight:</b> 115 lbs.			<b>COL:</b> 140 sq.ft.							
	<b>828-P</b>		<b>COM</b>	<b>COL</b>	<b>1</b>	<b>2</b>	<b>3</b>	<b>4</b>	<b>5</b>	<b>6</b>	<b>7</b>	<b>8</b>	<b>9</b>	<b>10</b>	<b>L1</b>	<b>L2</b>
			1996	2195	2241	2417	2594	2771	2948	3124	3301	3478	3655	3831	4049	4685
			<i>Tight Seat / Tight Back</i>													
	THREE PLACE SOFA		<b>Overall:</b> 75"w 33.5"d 35"h			<b>Arm:</b> 25"h			<b>COM:</b> 9.75 yds.							
			<b>Seat:</b> 68.5"w 21"d 18.5"h			<b>Weight:</b> 150 lbs.			<b>COL:</b> 176 sq.ft.							
	<b>829-P</b>		<b>COM</b>	<b>COL</b>	<b>1</b>	<b>2</b>	<b>3</b>	<b>4</b>	<b>5</b>	<b>6</b>	<b>7</b>	<b>8</b>	<b>9</b>	<b>10</b>	<b>L1</b>	<b>L2</b>
			2601	2862	2907	3131	3355	3579	3803	4027	4251	4475	4698	4922	5200	6006
			<i>Tight Seat / Tight Back</i>													

BASES	OPTION #:	SPECIFICATIONS   LIST PRICES   AVAILABILITY:								
<p>TRANSITIONAL WOOD BASE</p> 	<p>TWB</p>	<p><b>Overall:</b> 25"w 25"d 5.5"h</p> <hr/> <p><b>\$158</b> Solid Hardwood Cap, Steel Reinforced 5 Prong Base With 55mm Black Dual Wheel Casters.</p> <p>OPTIONS:</p> <table border="0"> <tr> <td>Carpet Caster - 2" Metal Balls</td> <td>\$125 (Set Of 5)</td> </tr> <tr> <td>Antique Bronze Hooded Caster - 2" Rubber Ball</td> <td>\$115 (Set Of 5)</td> </tr> <tr> <td>Brass Hooded Black Caster - 2" Dual Wheels</td> <td>\$65 (Set Of 5)</td> </tr> </table> <p><b>Available:</b> <i>Luci Guci Executive Seating</i></p>	Carpet Caster - 2" Metal Balls	\$125 (Set Of 5)	Antique Bronze Hooded Caster - 2" Rubber Ball	\$115 (Set Of 5)	Brass Hooded Black Caster - 2" Dual Wheels	\$65 (Set Of 5)		
Carpet Caster - 2" Metal Balls	\$125 (Set Of 5)									
Antique Bronze Hooded Caster - 2" Rubber Ball	\$115 (Set Of 5)									
Brass Hooded Black Caster - 2" Dual Wheels	\$65 (Set Of 5)									
<p>CLASSIC WOOD BASE</p> 	<p>CWB</p>	<p><b>Overall:</b> 28"w 28"d 5"h</p> <hr/> <p><b>\$158</b> Solid Hardwood Cap, Steel Reinforced 5 Prong Base With 55mm Black Dual Wheel Casters.</p> <p>OPTIONS:</p> <table border="0"> <tr> <td>Carpet Caster - 2" Metal Balls</td> <td>\$125 (Set Of 5)</td> </tr> <tr> <td>Antique Bronze Hooded Caster - 2" Rubber Ball</td> <td>\$115 (Set Of 5)</td> </tr> <tr> <td>Brass Hooded Black Caster - 2" Dual Wheels</td> <td>\$65 (Set Of 5)</td> </tr> <tr> <td>Brass Scuff Plates</td> <td>\$80 (Set Of 5)</td> </tr> </table> <p><b>Available:</b> <i>Luci Guci Executive Seating</i></p>	Carpet Caster - 2" Metal Balls	\$125 (Set Of 5)	Antique Bronze Hooded Caster - 2" Rubber Ball	\$115 (Set Of 5)	Brass Hooded Black Caster - 2" Dual Wheels	\$65 (Set Of 5)	Brass Scuff Plates	\$80 (Set Of 5)
Carpet Caster - 2" Metal Balls	\$125 (Set Of 5)									
Antique Bronze Hooded Caster - 2" Rubber Ball	\$115 (Set Of 5)									
Brass Hooded Black Caster - 2" Dual Wheels	\$65 (Set Of 5)									
Brass Scuff Plates	\$80 (Set Of 5)									
<p>ARCHED RESIN BASE</p> 	<p>ARB</p>	<p><b>Overall:</b> 27"w 27"d 6.25"h</p> <hr/> <p>Standard - No Charge Black Reinforced Nylon 5 Prong Base With 55mm Black Dual Wheel Casters.</p> <p>OPTIONS:</p> <table border="0"> <tr> <td>Black Sculptured Glides</td> <td>No Upcharge</td> </tr> </table> <p><b>Available:</b> <i>Luci Guci Executive Seating</i></p>	Black Sculptured Glides	No Upcharge						
Black Sculptured Glides	No Upcharge									
<p>POLISHED ALUMINUM BASE</p> 	<p>PAB</p>	<p><b>Overall:</b> 26"w 26"d 8"h</p> <hr/> <p><b>\$79</b> Polished Aluminum 5 Prong Base With 55mm Black Dual Wheel Casters</p> <p>OPTIONS:</p> <table border="0"> <tr> <td>C4 Black Sculptured Glides</td> <td>No Upcharge (Set Of 5)</td> </tr> <tr> <td>C5 Polished Aluminum Hooded Casters</td> <td>\$80 (Set Of 5)</td> </tr> </table> <p><b>Available:</b> <i>Luci Guci Executive Seating</i></p>	C4 Black Sculptured Glides	No Upcharge (Set Of 5)	C5 Polished Aluminum Hooded Casters	\$80 (Set Of 5)				
C4 Black Sculptured Glides	No Upcharge (Set Of 5)									
C5 Polished Aluminum Hooded Casters	\$80 (Set Of 5)									

BASES / CASTERS / SCUFF PLATES	OPTION #:	SPECIFICATIONS   LIST PRICES   AVAILABILITY:
<p><b>HIGH PROFILE BASE</b></p> 	<p><b>HPB</b></p> <p><i>Overall: 26"w 26"d 8"h</i></p> <p>No Charge  <i>Black Reinforced Nylon 5 Prong Base With 55mm Black Dual Wheel Casters</i></p> <p><i>Available: Luci Guci Executive Seating</i></p>	
<p><b>JURY BASE</b></p> 	<p><b>JRB</b></p> <p><i>Overall: 8.5" Diameter 3.75"h</i></p> <p>\$158  <i>360° Rotation, Self Centering With Pneumatic Height Adjustment</i></p> <p>OPTIONS:      No Rotation</p> <p><i>Available: Luci Guci Executive Seating</i></p>	
<p><b>CASTERS</b></p>  <p>(C1) Carpet Caster - 2" Metal Balls</p> <p>(C2) Antique Bronze Hooded Caster - 2" Rubber Ball</p> <p>(C3) Brass Hooded Black Caster - 2" Dual Wheels</p> <p>(C4) Black Sculptured Glide - 2" Flat Bottom Glide</p> <p>(C5) Polished Aluminum Caster - 2" Dual Wheels</p>	<p><i>Overall: 2"h</i></p> <p><b>C1</b> \$131 (Set Of 5)  <i>Carpet Caster - 2" Metal Balls (Additional Finishes Available)</i></p> <p><b>C2</b> \$121 (Set Of 5)  <i>Antique Bronze Hooded Caster - 2" Rubber Ball (Additional Finishes Available)</i></p> <p><b>C3</b> \$68 (Set Of 5)  <i>Brass Hooded Black Caster - 2" Dual Wheels (Additional Finishes Available)</i></p> <p><b>C4</b> No Charge (Set Of 5)  <i>Black Sculptured Glide - 2" Flat Bottom Glide</i></p> <p><b>C5</b> \$84 (Set Of 5)  <i>Polished Aluminum Hooded Caster - 2" Dual Wheels</i></p> <p><i>Available: Luci Guci Executive Seating</i></p>	
<p><b>SCUFF PLATES</b></p> 	<p><i>Overall: 1"w 4"d</i></p> <p><b>SP</b> \$84 (Set Of 5)  <i>(Specify Brass Or Pewter)</i></p> <p><i>Available: Classic Base Only</i></p>	



SCUFF PLATES / LEGS / GANGING / POWER	OPTION #:	SPECIFICATIONS   LIST PRICES   AVAILABILITY:
<p><b>ALUMINUM TAPERED LEGS</b></p> 	<p><b>ATL</b></p> <p><i>Overall: 1.75"w 1.75"d 4.5"h</i></p> <p>\$362 (Set Of 4) <i>(Brushed Finish)</i></p> <p><i>Available: Luci Guci Lounge</i></p>	
<p><b>BRUSHED ALUMINUM ROUND LEGS</b></p> 	<p><b>ARL</b></p> <p><i>Overall: 1.75" Diameter 5"h</i></p> <p>\$289 (Set Of 4) <i>(Brushed Aluminum Finish)</i></p> <p><i>Available: Luci Guci Lounge</i></p>	
<p><b>SOFT GANGING</b></p> 	<p><b>SGS</b></p> <p><i>Overall: 4"w 2"d</i></p> <p>\$19 Per Seat <i>Black Velcro Soft Ganging Straps</i></p> <p><i>Available: Luci Guci Stacking Chairs</i></p>	
<p><b>POWER / DATA MODULE</b></p> 	<p><b>PM1</b></p> <p><i>Overall: 5.25"w 1.25"d 4.25"h</i></p> <p>\$683 (1-Power / 1-USB 2 Port Simplex Charger Standard) <i>Vertical / Horizontal Mount Power Module. Price Varies By Socket. Contact Customer Service For Quote. (Additional Colors Available)</i></p> <p><i>Available: Luci Guci Lounge</i></p>	

STRETCHERS / BOOK RACK / STACKING / COVERS	OPTION #:	SPECIFICATIONS   LIST PRICES   AVAILABILITY:
<p><b>STRETCHERS</b></p> 	<p><b>ST-1</b></p> <p><i>Overall: 23"w 25"d 1"h</i></p> <p>\$79 <i>Wooden Horizontal Stretchers</i></p> <p><i>Available: Luci Guci Guest Chairs</i></p>	
<p><b>BOOK RACK</b></p> 	<p><b>BR-1</b></p> <p><i>Overall: 23"w 25"d 1"h</i></p> <p>\$131 <i>Wooden Horizontal Book Rack</i></p> <p><i>Available: Luci Guci Guest Chairs</i></p>	
<p><b>STACKING CARTS</b></p>  <p>Single Stacking</p> <p>Double Stacking</p>	<p><i>Overall: 26"w 37"d 12"h (Single Stacking Cart) / 37"w 50"d 12"h (Double Stacking Cart)</i></p> <p><b>D800-6</b> \$698 <i>Single Stacking Cart (Stacks 6 Chairs)</i></p> <p><b>D800-12</b> \$1019 <i>Double Stacking Cart (Stacks 12 Chairs)</i></p> <p><i>Available: Luci Guci Stacking Chairs</i></p>	
<p><b>CONTRASTING COVERS</b></p> 	<p><i>Overall: n/a</i></p> <p><b>CC</b> \$105</p> <p><i>NOTE: If Two Or More Upholsteries Or Leathers Are Used On Any Piece Of Furniture, Then A Contrast Charge Will Apply Per Order. When Using Trinity Upholstery, The Higher Priced Upholstery Grade Will Be Used In Pricing, Unless It's Trinity Leather With Fabric Contrast Welt, Or COM With Trinity Contrast Welt, Then Contact Customer Service For Pricing.</i></p> <p><i>Available: Luci Guci Collection</i></p>	



---

LOUNGE SEATING

Effective: January 1, 2017

Modified: May 1, 2018

T R I N I T Y

<b>Date:</b>	<b>Page:</b>	<b>Modification:</b>	<b>Description:</b>
5-1-18	All Pages	5% Price Increase	Price List Reflects 5% Increase To January 1, 2017
9-4-18	Pages 129-132	Price Correction	Price Correction For Q2 / Q3 Grades 1-10, L1, L2



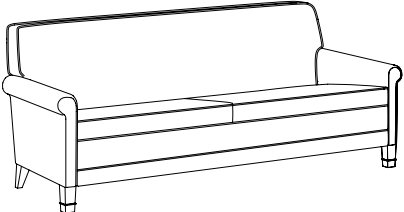
**DESCRIPTION:**

- Upholstery Frames: Hardwood & Plywood
- Seat: High Density Polyurethane Foam Over Sheet Webbing
- Back: High Density Polyurethane Foam Over Sinuous Wire Springs
- Loose Cushions: High Density Polydacron
- Leather / Vinyl Cushions Are Not Reversible
- Integral Exposed Wood Legs: Solid Maple
- 10 Year Warranty

**OPTIONS:**

- ATL Aluminum Tapered Legs (Set Of 4) .....\$352
- ARL Brushed Aluminum Round Legs (Set Of 4).....\$289
- PM1 Power/Data Module (1-Power / 1-USB 2 Port Simplex Charger) .....\$683

Feather Down & Polyester Pillows Available (See Page 5)  
 Specify Exposed Wood Finish (See Page 6)  
 Tablet Arm / Cup Holder Options (See Page 136)

Q1 LOUNGE		ITEM #:	SPECIFICATIONS   GRADES   LIST PRICES:													
	LOUNGE CHAIR		<b>Overall:</b> 32"w 31"d 33"h			<b>Arm:</b> 23"h			<b>COM:</b> 5 yds. (861-P) / 5.25 yds. (861-C)							
			<b>Seat:</b> 22.5"w 20.5"d 18"h			<b>Weight:</b> 76 lbs.			<b>COL:</b> 90 sq.ft. (861-P) / 95 sq.ft. (861-C)							
			<b>COM</b>	<b>COL</b>	<b>1</b>	<b>2</b>	<b>3</b>	<b>4</b>	<b>5</b>	<b>6</b>	<b>7</b>	<b>8</b>	<b>9</b>	<b>10</b>	<b>L1</b>	<b>L2</b>
	<b>861-P</b>	1237	1361	1394	1505	1617	1729	1841	1953	2065	2177	2289	2401	2545	2948	
		<i>Tight Seat / Tight Back</i>														
	<b>861-C</b>	1231	1354	1400	1517	1635	1753	1871	1989	2107	2224	2342	2460	2609	3033	
		<i>Reversible Loose Seat Cushion / Tight Back</i>														
	TWO PLACE SOFA		<b>Overall:</b> 55.5"w 31"d 33"h			<b>Arm:</b> 23"h			<b>COM:</b> 7 yds. (862-P) / 7.5 yds. (862-C)							
			<b>Seat:</b> 46"w 20.5"d 18"h			<b>Weight:</b> 100 lbs.			<b>COL:</b> 126 sq.ft. (862-P) / 135 sq.ft. (862-C)							
			<b>COM</b>	<b>COL</b>	<b>1</b>	<b>2</b>	<b>3</b>	<b>4</b>	<b>5</b>	<b>6</b>	<b>7</b>	<b>8</b>	<b>9</b>	<b>10</b>	<b>L1</b>	<b>L2</b>
	<b>862-P</b>	1704	1874	1929	2088	2247	2406	2565	2724	2883	3043	3202	3361	3552	4125	
		<i>Tight Seat / Tight Back</i>														
	<b>862-C</b>	1658	1824	1910	2081	2251	2422	2593	2764	2935	3106	3277	3447	3652	4267	
		<i>Reversible Loose Seat Cushion / Tight Back</i>														
	THREE PLACE SOFA		<b>Overall:</b> 79"w 31"d 33"h			<b>Arm:</b> 23"h			<b>COM:</b> 8.75 yds. (863-P) / 10 yds. (863-C)							
			<b>Seat:</b> 69.5"w 20.5"d 18"h			<b>Weight:</b> 135 lbs.			<b>COL:</b> 158 sq.ft. (863-P) / 180 sq.ft. (863-C)							
			<b>COM</b>	<b>COL</b>	<b>1</b>	<b>2</b>	<b>3</b>	<b>4</b>	<b>5</b>	<b>6</b>	<b>7</b>	<b>8</b>	<b>9</b>	<b>10</b>	<b>L1</b>	<b>L2</b>
	<b>863-P</b>	2050	2255	2339	2540	2740	2940	3141	3341	3541	3742	3942	4142	4376	5097	
		<i>Tight Seat / Tight Back</i>														
	<b>863-C</b>	2025	2227	2374	2603	2833	3063	3293	3523	3752	3982	4212	4442	4702	5529	
		<i>Reversible Loose Seat Cushion / Tight Back</i>														



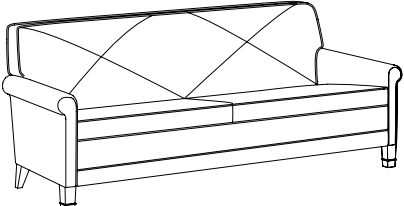
**DESCRIPTION:**

- Upholstery Frames: Hardwood & Plywood
- Seat: High Density Polyurethane Foam Over Sheet Webbing
- Back: High Density Polyurethane Foam Over Sinuous Wire Springs
- Loose Cushions: High Density Polydacron
- Leather / Vinyl Cushions Are Not Reversible
- Integral Exposed Wood Legs: Solid Maple
- 10 Year Warranty

**OPTIONS:**

- ATL Aluminum Tapered Legs (Set Of 4) .....\$352
- ARL Brushed Aluminum Round Legs (Set Of 4).....\$289
- PM1 Power/Data Module (1-Power / 1-USB 2 Port Simplex Charger) .....\$683

Feather Down & Polyester Pillows Available (See Page 5)  
 Specify Exposed Wood Finish (See Page 6)  
 Tablet Arm / Cup Holder Options (See Page 136)

Q1 LOUNGE	ITEM #:	SPECIFICATIONS   GRADES   LIST PRICES:													
	<b>LOUNGE CHAIR</b>	<b>Overall:</b> 32"w 31"d 33"h		<b>Arm:</b> 23"h		<b>COM:</b> 5 yds. (864-P) / 5.25 yds. (864-C)									
		<b>Seat:</b> 22.5"w 20.5"d 18"h		<b>Weight:</b> 75 lbs.		<b>COL:</b> 90 sq.ft. (864-P) / 95 sq.ft. (864-C)									
		<b>COM</b>	<b>COL</b>	<b>1</b>	<b>2</b>	<b>3</b>	<b>4</b>	<b>5</b>	<b>6</b>	<b>7</b>	<b>8</b>	<b>9</b>	<b>10</b>	<b>L1</b>	<b>L2</b>
	<b>864-P</b>	1249	1374	1405	1517	1629	1741	1853	1965	2077	2189	2301	2413	2559	2962
		<i>Tight Seat / Diagonally Sewn Buttonless Tufted Back</i>													
	<b>864-C</b>	1244	1368	1412	1529	1647	1765	1883	2001	2119	2236	2354	2472	2623	3047
		<i>Reversible Loose Seat Cushion / Diagonally Sewn Buttonless Tufted Back</i>													
	<b>TWO PLACE SOFA</b>	<b>Overall:</b> 55.5"w 31"d 33"h		<b>Arm:</b> 23"h		<b>COM:</b> 7.25 yds. (865-P) / 8.25 yds. (865-C)									
		<b>Seat:</b> 46"w 20.5"d 18"h		<b>Weight:</b> 100 lbs.		<b>COL:</b> 131 sq.ft. (865-P) / 149 sq.ft. (865-C)									
		<b>COM</b>	<b>COL</b>	<b>1</b>	<b>2</b>	<b>3</b>	<b>4</b>	<b>5</b>	<b>6</b>	<b>7</b>	<b>8</b>	<b>9</b>	<b>10</b>	<b>L1</b>	<b>L2</b>
	<b>865-P</b>	1733	1907	1969	2134	2299	2464	2629	2794	2959	3124	3289	3454	3654	4248
		<i>Tight Seat / Diagonally Sewn Buttonless Tufted Back</i>													
	<b>865-C</b>	1678	1846	1964	2152	2341	2530	2718	2907	3095	3284	3472	3661	3881	4560
		<i>Reversible Loose Seat Cushion / Diagonally Sewn Buttonless Tufted Back</i>													
	<b>THREE PLACE SOFA</b>	<b>Overall:</b> 79"w 31"d 33"h		<b>Arm:</b> 23"h		<b>COM:</b> 8.75 yds. (866-P) / 9.5 yds. (866-C)									
		<b>Seat:</b> 69.5"w 20.5"d 18"h		<b>Weight:</b> 135 lbs.		<b>COL:</b> 158 sq.ft. (866-P) / 171 sq.ft. (866-C)									
		<b>COM</b>	<b>COL</b>	<b>1</b>	<b>2</b>	<b>3</b>	<b>4</b>	<b>5</b>	<b>6</b>	<b>7</b>	<b>8</b>	<b>9</b>	<b>10</b>	<b>L1</b>	<b>L2</b>
	<b>866-P</b>	2075	2283	2363	2563	2763	2963	3164	3364	3564	3765	3965	4165	4404	5125
		<i>Tight Seat / Diagonally Sewn Buttonless Tufted Back</i>													
	<b>866-C</b>	2046	2250	2370	2588	2806	3024	3242	3460	3678	3896	4114	4332	4588	5373
		<i>Reversible Loose Seat Cushion / Diagonally Sewn Buttonless Tufted Back</i>													



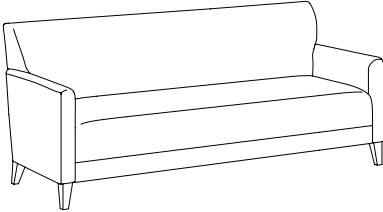
**DESCRIPTION:**

- Upholstery Frames: Hardwood & Plywood
- Seat: High Density Polyurethane Foam Over Sheet Webbing
- Back: High Density Polyurethane Foam Over Sinuous Wire Springs
- Loose Cushions: High Density Polydacron
- Leather / Vinyl Cushions Are Not Reversible
- Integral Exposed Wood Legs: Solid Maple
- 10 Year Warranty

**OPTIONS:**

- ATL Aluminum Tapered Legs (Set Of 4) .....\$352
- ARL Brushed Aluminum Round Legs (Set Of 4).....\$289
- PM1 Power/Data Module (1-Power / 1-USB 2 Port Simplex Charger) .....\$683

Feather Down & Polyester Pillows Available (See Page 5)  
 Specify Exposed Wood Finish (See Page 6)  
 Tablet Arm / Cup Holder Options (See Page 136)

Q2 LOUNGE		ITEM #:	SPECIFICATIONS   GRADES   LIST PRICES:													
	LOUNGE CHAIR		<b>Overall:</b> 29"w 31"d 33"h		<b>Arm:</b> 22.5"h		<b>COM:</b> 5 yds. (871-P) / 5 yds. (871-C)									
			<b>Seat:</b> 22"w 21"d 17"h		<b>Weight:</b> 75 lbs.		<b>COL:</b> 90 sq.ft. (871-P) / 90 sq.ft. (871-C)									
			<b>COM</b>	<b>COL</b>	<b>1</b>	<b>2</b>	<b>3</b>	<b>4</b>	<b>5</b>	<b>6</b>	<b>7</b>	<b>8</b>	<b>9</b>	<b>10</b>	<b>L1</b>	<b>L2</b>
	<b>871-P</b>	1152	1267	1313	1425	1537	1649	1761	1873	1985	2096	2208	2320	2462	2865	
		<i>Tight Seat / Tight Back</i>														
	<b>871-C</b>	1143	1258	1305	1417	1529	1641	1753	1865	1977	2088	2200	2312	2454	2857	
		<i>Reversible Loose Seat Cushion / Tight Back</i>														
	TWO PLACE SOFA		<b>Overall:</b> 53"w 31"d 33"h		<b>Arm:</b> 22.5"h		<b>COM:</b> 6.75 yds. (872-P) / 7 yds. (872-C)									
			<b>Seat:</b> 46"w 21"d 17"h		<b>Weight:</b> 100 lbs.		<b>COL:</b> 122 sq.ft. (872-P) / 126 sq.ft. (872-C)									
			<b>COM</b>	<b>COL</b>	<b>1</b>	<b>2</b>	<b>3</b>	<b>4</b>	<b>5</b>	<b>6</b>	<b>7</b>	<b>8</b>	<b>9</b>	<b>10</b>	<b>L1</b>	<b>L2</b>
	<b>872-P</b>	1638	1802	1855	2009	2162	2315	2468	2621	2774	2928	3081	3234	3419	3970	
		<i>Tight Seat / Tight Back</i>														
	<b>872-C</b>	1573	1730	1805	1964	2124	2283	2442	2601	2760	2919	3078	3237	3430	4003	
		<i>Reversible Loose Seat Cushion / Tight Back</i>														
	THREE PLACE SOFA		<b>Overall:</b> 76.5"w 31"d 33"h		<b>Arm:</b> 22.5"h		<b>COM:</b> 9.25 yds. (873-P) / 9.25 yds. (873-C)									
			<b>Seat:</b> 69.5"w 21"d 17"h		<b>Weight:</b> 130 lbs.		<b>COL:</b> 167 sq.ft. (873-P) / 167 sq.ft. (873-C)									
			<b>COM</b>	<b>COL</b>	<b>1</b>	<b>2</b>	<b>3</b>	<b>4</b>	<b>5</b>	<b>6</b>	<b>7</b>	<b>8</b>	<b>9</b>	<b>10</b>	<b>L1</b>	<b>L2</b>
	<b>873-P</b>	1990	2189	2306	2518	2730	2942	3154	3366	3578	3790	4003	4215	4454	5218	
		<i>Tight Seat / Tight Back</i>														
	<b>873-C</b>	1914	2105	2234	2446	2658	2870	3082	3294	3506	3718	3930	4143	4386	5149	
		<i>Reversible Loose Seat Cushion / Tight Back</i>														



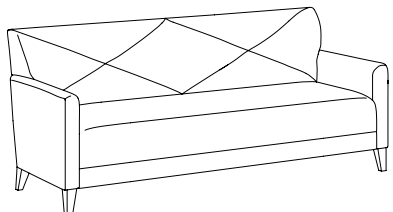
**DESCRIPTION:**

- Upholstery Frames: Hardwood & Plywood
- Seat: High Density Polyurethane Foam Over Sheet Webbing
- Back: High Density Polyurethane Foam Over Sinuous Wire Springs
- Loose Cushions: High Density Polydacron
- Leather / Vinyl Cushions Are Not Reversible
- Integral Exposed Wood Legs: Solid Maple
- 10 Year Warranty

**OPTIONS:**

- ATL Aluminum Tapered Legs (Set Of 4) .....\$352
- ARL Brushed Aluminum Round Legs (Set Of 4).....\$289
- PM1 Power/Data Module (1-Power / 1-USB 2 Port Simplex Charger) .....\$683

Feather Down & Polyester Pillows Available (See Page 5)  
 Specify Exposed Wood Finish (See Page 6)  
 Tablet Arm / Cup Holder Options (See Page 136)

Q2 LOUNGE		ITEM #:	SPECIFICATIONS   GRADES   LIST PRICES:													
	LOUNGE CHAIR		<b>Overall:</b> 29"w 31"d 33"h			<b>Arm:</b> 22.5"h			<b>COM:</b> 4.75 yds. (874-P) / 4.75 yds. (874-C)							
			<b>Seat:</b> 22"w 21"d 17"h			<b>Weight:</b> 75 lbs.			<b>COL:</b> 86 sq.ft. (874-P) / 86 sq.ft. (874-C)							
			<b>COM</b>	<b>COL</b>	<b>1</b>	<b>2</b>	<b>3</b>	<b>4</b>	<b>5</b>	<b>6</b>	<b>7</b>	<b>8</b>	<b>9</b>	<b>10</b>	<b>L1</b>	<b>L2</b>
	<b>874-P</b>	1184	1302	1332	1438	1544	1650	1756	1862	1968	2074	2180	2286	2425	2807	
		<i>Tight Seat / Diagonally Sewn Buttonless Tufted Back</i>														
	<b>874-C</b>	1153	1269	1303	1409	1515	1621	1727	1833	1939	2045	2151	2257	2397	2779	
		<i>Reversible Loose Seat Cushion / Diagonally Sewn Buttonless Tufted Back</i>														
	TWO PLACE SOFA		<b>Overall:</b> 53"w 31"d 33"h			<b>Arm:</b> 22.5"h			<b>COM:</b> 6.5 yds. (875-P) / 7 yds. (875-C)							
			<b>Seat:</b> 46"w 21"d 17"h			<b>Weight:</b> 100 lbs.			<b>COL:</b> 117 sq.ft. (875-P) / 126 sq.ft. (875-C)							
			<b>COM</b>	<b>COL</b>	<b>1</b>	<b>2</b>	<b>3</b>	<b>4</b>	<b>5</b>	<b>6</b>	<b>7</b>	<b>8</b>	<b>9</b>	<b>10</b>	<b>L1</b>	<b>L2</b>
	<b>875-P</b>	1658	1824	1862	2009	2157	2304	2451	2599	2746	2893	3040	3188	3371	3901	
		<i>Tight Seat / Diagonally Sewn Buttonless Tufted Back</i>														
	<b>875-C</b>	1593	1752	1836	2001	2166	2331	2496	2661	2826	2991	3156	3321	3522	4116	
		<i>Reversible Loose Seat Cushion / Diagonally Sewn Buttonless Tufted Back</i>														
	THREE PLACE SOFA		<b>Overall:</b> 76.5"w 31"d 33"h			<b>Arm:</b> 22.5"h			<b>COM:</b> 8.75 yds. (876-P) / 9.25 yds. (876-C)							
			<b>Seat:</b> 69.5"w 21"d 17"h			<b>Weight:</b> 130 lbs.			<b>COL:</b> 158 sq.ft. (876-P) / 167 sq.ft. (876-C)							
			<b>COM</b>	<b>COL</b>	<b>1</b>	<b>2</b>	<b>3</b>	<b>4</b>	<b>5</b>	<b>6</b>	<b>7</b>	<b>8</b>	<b>9</b>	<b>10</b>	<b>L1</b>	<b>L2</b>
	<b>876-P</b>	2010	2211	2301	2501	2701	2902	3102	3302	3503	3703	3903	4104	4337	5059	
		<i>Tight Seat / Diagonally Sewn Buttonless Tufted Back</i>														
	<b>876-C</b>	1940	2135	2259	2471	2683	2895	3107	3319	3532	3744	3956	4168	4416	5180	
		<i>Reversible Loose Seat Cushion / Diagonally Sewn Buttonless Tufted Back</i>														




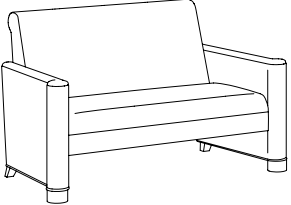
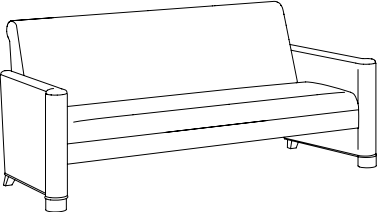
**DESCRIPTION:**

- Upholstery Frames: Hardwood & Plywood
- Seat: High Density Polyurethane Foam Over Sheet Webbing
- Back: High Density Polyurethane Foam Over Sinuous Wire Springs
- Loose Cushions: High Density Polydacron
- Leather / Vinyl Cushions Are Not Reversible
- Integral Exposed Wood Legs: Solid Maple
- 10 Year Warranty

**OPTIONS:**

- ARL-2 Aluminum Round Legs (Set Of 2).....\$236
- QWAC Solid Wood Arm Caps (Set Of 2).....\$158
- PM1 Power/Data Module (1-Power / 1-USB 2 Port Simplex Charger) .....\$683

Feather Down & Polyester Pillows Available (See Page 5)  
 Specify Exposed Wood Finish (See Page 6)  
 Tablet Arm / Cup Holder Options (See Page 136)  
 Casters Replace Rear Legs (See Page 137)

Q3 LOUNGE		ITEM #:	SPECIFICATIONS   GRADES   LIST PRICES:														
	<b>LOUNGE CHAIR</b>		<b>Overall:</b> 31.5"w 33"d 33"h <b>Seat:</b> 23"w 19.5"d 17.5"h			<b>Arm:</b> 22.5"h <b>Weight:</b> 75 lbs.			<b>COM:</b> 5 yds. (881-P) / 5.5 yds. (881-C) <b>COL:</b> 90 sq.ft. (881-P) / 99 sq.ft. (881-C)								
			<b>COM</b>	<b>COL</b>	<b>1</b>	<b>2</b>	<b>3</b>	<b>4</b>	<b>5</b>	<b>6</b>	<b>7</b>	<b>8</b>	<b>9</b>	<b>10</b>	<b>L1</b>	<b>L2</b>	
	<b>881-P</b>		1362	1499	1512	1624	1736	1848	1960	2072	2184	2296	2408	2519	2667	3070	
			<i>Tight Seat / Tight Back</i>														
	<b>881-C</b>		1369	1506	1542	1665	1789	1913	2037	2160	2284	2408	2532	2655	2811	3257	
			<i>Reversible Loose Seat Cushion / Tight Back</i>														
	<b>TWO PLACE SOFA</b>		<b>Overall:</b> 54.5"w 33"d 33"h <b>Seat:</b> 46"w 19.5"d 17.5"h			<b>Arm:</b> 22.5"h <b>Weight:</b> 100 lbs.			<b>COM:</b> 6.5 yds. (882-P) / 7 yds. (882-C) <b>COL:</b> 117 sq.ft. (882-P) / 126 sq.ft. (882-C)								
			<b>COM</b>	<b>COL</b>	<b>1</b>	<b>2</b>	<b>3</b>	<b>4</b>	<b>5</b>	<b>6</b>	<b>7</b>	<b>8</b>	<b>9</b>	<b>10</b>	<b>L1</b>	<b>L2</b>	
	<b>882-P</b>		1829	2012	2024	2171	2318	2466	2613	2760	2908	3055	3202	3349	3536	4066	
			<i>Tight Seat / Tight Back</i>														
	<b>882-C</b>		1853	2039	2070	2230	2389	2548	2707	2866	3025	3184	3343	3502	3701	4274	
			<i>Reversible Loose Seat Cushion / Tight Back</i>														
	<b>THREE PLACE SOFA</b>		<b>Overall:</b> 78"w 33"d 33"h <b>Seat:</b> 69.5"w 19.5"d 17.5"h			<b>Arm:</b> 22.5"h <b>Weight:</b> 130 lbs.			<b>COM:</b> 8 yds. (883-P) / 9 yds. (883-C) <b>COL:</b> 144 sq.ft. (883-P) / 162 sq.ft. (883-C)								
			<b>COM</b>	<b>COL</b>	<b>1</b>	<b>2</b>	<b>3</b>	<b>4</b>	<b>5</b>	<b>6</b>	<b>7</b>	<b>8</b>	<b>9</b>	<b>10</b>	<b>L1</b>	<b>L2</b>	
	<b>883-P</b>		2221	2443	2465	2647	2830	3013	3195	3378	3561	3743	3926	4109	4333	4991	
			<i>Tight Seat / Tight Back</i>														
	<b>883-C</b>		2250	2474	2539	2745	2952	3158	3364	3570	3777	3983	4189	4395	4642	5384	
			<i>Reversible Loose Seat Cushion / Tight Back</i>														


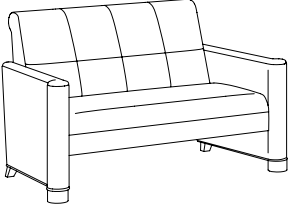
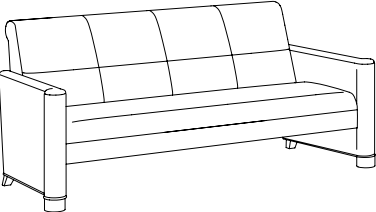
**DESCRIPTION:**

- Upholstery Frames: Hardwood & Plywood
- Seat: High Density Polyurethane Foam Over Sheet Webbing
- Back: High Density Polyurethane Foam Over Sinuous Wire Springs
- Loose Cushions: High Density Polydacron
- Leather / Vinyl Cushions Are Not Reversible
- Integral Exposed Wood Legs: Solid Maple
- 10 Year Warranty

**OPTIONS:**

- ARL-2 Aluminum Round Legs (Set Of 2).....\$236
- QWAC Solid Wood Arm Caps (Set Of 2).....\$158
- PM1 Power/Data Module (1-Power / 1-USB 2 Port Simplex Charger) .....\$683

Feather Down & Polyester Pillows Available (See Page 5)  
 Specify Exposed Wood Finish (See Page 6)  
 Tablet Arm / Cup Holder Options (See Page 136)  
 Casters Replace Rear Legs (See Page 137)

Q3 LOUNGE		ITEM #:	SPECIFICATIONS   GRADES   LIST PRICES:													
			<b>Overall:</b> 31.5"w 33"d 33"h		<b>Arm:</b> 22.5"h		<b>COM:</b> 5 yds. (884-P) / 5.5 yds. (884-C)									
			<b>Seat:</b> 23"w 19.5"d 17.5"h		<b>Weight:</b> 75 lbs.		<b>COL:</b> 90 sq.ft. (884-P) / 99 sq.ft. (884-C)									
			<b>COM</b>	<b>COL</b>	<b>1</b>	<b>2</b>	<b>3</b>	<b>4</b>	<b>5</b>	<b>6</b>	<b>7</b>	<b>8</b>	<b>9</b>	<b>10</b>	<b>L1</b>	<b>L2</b>
<b>884-P</b>			1375	1512	1524	1636	1747	1859	1971	2083	2195	2307	2419	2531	2680	3083
			<i>Tight Seat / Sewn Buttonless Tufted Back</i>													
<b>884-C</b>			1379	1517	1551	1675	1799	1922	2046	2170	2294	2417	2541	2665	2823	3268
			<i>Reversible Loose Seat Cushion / Sewn Buttonless Tufted Back</i>													
			<b>Overall:</b> 54.5"w 33"d 33"h		<b>Arm:</b> 22.5"h		<b>COM:</b> 6.5 yds. (885-P) / 7 yds. (885-C)									
			<b>Seat:</b> 46"w 19.5"d 17.5"h		<b>Weight:</b> 100 lbs.		<b>COL:</b> 117 sq.ft. (885-P) / 126 sq.ft. (885-C)									
			<b>COM</b>	<b>COL</b>	<b>1</b>	<b>2</b>	<b>3</b>	<b>4</b>	<b>5</b>	<b>6</b>	<b>7</b>	<b>8</b>	<b>9</b>	<b>10</b>	<b>L1</b>	<b>L2</b>
<b>885-P</b>			1854	2039	2047	2194	2342	2489	2636	2784	2931	3078	3225	3373	3564	4094
			<i>Tight Seat / Sewn Buttonless Tufted Back</i>													
<b>885-C</b>			1873	2061	2089	2249	2408	2567	2726	2885	3044	3203	3362	3521	3724	4297
			<i>Reversible Loose Seat Cushion / Sewn Buttonless Tufted Back</i>													
			<b>Overall:</b> 78"w 33"d 33"h		<b>Arm:</b> 22.5"h		<b>COM:</b> 8.25 yds. (886-P) / 9.25 yds. (886-C)									
			<b>Seat:</b> 69.5"w 19.5"d 17.5"h		<b>Weight:</b> 130 lbs.		<b>COL:</b> 149 sq.ft. (886-P) / 167 sq.ft. (886-C)									
			<b>COM</b>	<b>COL</b>	<b>1</b>	<b>2</b>	<b>3</b>	<b>4</b>	<b>5</b>	<b>6</b>	<b>7</b>	<b>8</b>	<b>9</b>	<b>10</b>	<b>L1</b>	<b>L2</b>
<b>886-P</b>			2260	2486	2514	2703	2891	3080	3268	3457	3645	3834	4022	4211	4446	5125
			<i>Tight Seat / Diagonally Sewn Buttonless Tufted Back</i>													
<b>886-C</b>			2285	2513	2584	2796	3008	3220	3433	3645	3857	4069	4281	4493	4750	5513
			<i>Reversible Loose Seat Cushion / Sewn Buttonless Tufted Back</i>													



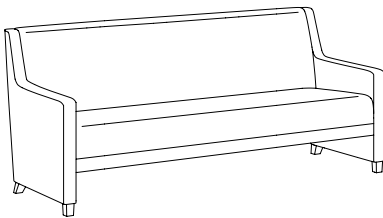
**DESCRIPTION:**

- Upholstery Frames: Hardwood & Plywood
- Seat: High Density Polyurethane Foam Over Sheet Webbing
- Back: High Density Polyurethane Foam Over Sinuous Wire Springs
- Loose Cushions: High Density Polydacron
- Leather / Vinyl Cushions Are Not Reversible
- Integral Exposed Wood Legs: Solid Maple
- 10 Year Warranty

**OPTIONS:**

- ASL Aluminum Square Legs (Set Of 4).....\$284
- PM1 Power/Data Module (1-Power / 1-USB 2 Port Simplex Charger) .....\$683

Feather Down & Polyester Pillows Available (See Page 5)  
 Specify Exposed Wood Finish (See Page 6)  
 Tablet Arm / Cup Holder Options (See Page 136)

Q4 LOUNGE		ITEM #:	SPECIFICATIONS   GRADES   LIST PRICES:													
	LOUNGE CHAIR		<b>Overall:</b> 29"w 30"d 33"h			<b>Arm:</b> 23"h			<b>COM:</b> 5.5 yds. (891-P) / 6 yds. (891-C)							
			<b>Seat:</b> 22"w 20"d 18"h			<b>Weight:</b> 75 lbs.			<b>COL:</b> 99 sq.ft. (891-P) / 108 sq.ft. (891-C)							
			<b>COM</b>	<b>COL</b>	<b>1</b>	<b>2</b>	<b>3</b>	<b>4</b>	<b>5</b>	<b>6</b>	<b>7</b>	<b>8</b>	<b>9</b>	<b>10</b>	<b>L1</b>	<b>L2</b>
	<b>891-P</b>	1318	1450	1494	1618	1741	1865	1989	2113	2236	2360	2484	2607	2775	3221	
		<i>Tight Seat / Tight Back</i>														
	<b>891-C</b>	1315	1446	1514	1650	1785	1921	2056	2192	2327	2463	2598	2734	2911	3399	
		<i>Reversible Loose Seat Cushion / Tight Back</i>														
	TWO PLACE SOFA		<b>Overall:</b> 53"w 30"d 33"h			<b>Arm:</b> 23"h			<b>COM:</b> 7 yds. (892-P) / 7.75 yds. (892-C)							
			<b>Seat:</b> 46"w 20"d 18"h			<b>Weight:</b> 100 lbs.			<b>COL:</b> 126 sq.ft. (892-P) / 140 sq.ft. (892-C)							
			<b>COM</b>	<b>COL</b>	<b>1</b>	<b>2</b>	<b>3</b>	<b>4</b>	<b>5</b>	<b>6</b>	<b>7</b>	<b>8</b>	<b>9</b>	<b>10</b>	<b>L1</b>	<b>L2</b>
	<b>892-P</b>	1780	1958	2001	2160	2319	2478	2637	2796	2956	3115	3274	3433	3640	4212	
		<i>Tight Seat / Tight Back</i>														
	<b>892-C</b>	1799	1979	2055	2232	2408	2585	2762	2939	3115	3292	3469	3646	3869	4506	
		<i>Reversible Loose Seat Cushion / Tight Back</i>														
	THREE PLACE SOFA		<b>Overall:</b> 76.5"w 30"d 33"h			<b>Arm:</b> 23"h			<b>COM:</b> 9.75 yds. (893-P) / 10.75 yds. (893-C)							
			<b>Seat:</b> 69.5"w 20"d 18"h			<b>Weight:</b> 130 lbs.			<b>COL:</b> 176 sq.ft. (893-P) / 194 sq.ft. (893-C)							
			<b>COM</b>	<b>COL</b>	<b>1</b>	<b>2</b>	<b>3</b>	<b>4</b>	<b>5</b>	<b>6</b>	<b>7</b>	<b>8</b>	<b>9</b>	<b>10</b>	<b>L1</b>	<b>L2</b>
	<b>893-P</b>	2167	2383	2496	2720	2944	3168	3392	3616	3840	4063	4287	4511	4777	5583	
		<i>Tight Seat / Tight Back</i>														
	<b>893-C</b>	2186	2404	2561	2809	3056	3304	3551	3799	4046	4293	4541	4788	5077	5967	
		<i>Reversible Loose Seat Cushion / Tight Back</i>														



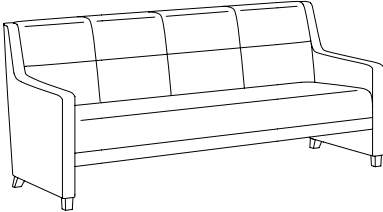
**DESCRIPTION:**

- Upholstery Frames: Hardwood & Plywood
- Seat: High Density Polyurethane Foam Over Sheet Webbing
- Back: High Density Polyurethane Foam Over Sinuous Wire Springs
- Loose Cushions: High Density Polydacron
- Leather / Vinyl Cushions Are Not Reversible
- Integral Exposed Wood Legs: Solid Maple
- 10 Year Warranty





**OPTIONS:**




- ASL Aluminum Square Legs (Set Of 4).....\$284
- PM1 Power/Data Module (1-Power / 1-USB 2 Port Simplex Charger) .....\$683

Feather Down & Polyester Pillows Available (See Page 5)  
 Specify Exposed Wood Finish (See Page 6)  
 Tablet Arm / Cup Holder Options (See Page 136)

Q4 LOUNGE		ITEM #:	SPECIFICATIONS   GRADES   LIST PRICES:													
	<b>LOUNGE CHAIR</b>		<b>Overall:</b> 29"w 30"d 33"h			<b>Arm:</b> 23"h			<b>COM:</b> 5.5 yds. (894-P) / 6 yds. (894-C)							
			<b>Seat:</b> 22"w 20"d 18"h			<b>Weight:</b> 75 lbs.			<b>COL:</b> 99 sq.ft. (894-P) / 108 sq.ft. (894-C)							
			<b>COM</b>	<b>COL</b>	<b>1</b>	<b>2</b>	<b>3</b>	<b>4</b>	<b>5</b>	<b>6</b>	<b>7</b>	<b>8</b>	<b>9</b>	<b>10</b>	<b>L1</b>	<b>L2</b>
	<b>894-P</b>	1331	1464	1506	1629	1753	1877	2000	2124	2248	2372	2495	2619	2789	3235	
		<i>Tight Seat / Sewn Buttonless Tufted Back</i>														
	<b>894-C</b>	1325	1457	1524	1659	1795	1930	2066	2201	2337	2472	2608	2743	2922	3410	
		<i>Reversible Loose Seat Cushion / Sewn Buttonless Tufted Back</i>														
	<b>TWO PLACE SOFA</b>		<b>Overall:</b> 53"w 30"d 33"h			<b>Arm:</b> 23"h			<b>COM:</b> 7.25 yds. (895-P) / 7.75 yds. (895-C)							
			<b>Seat:</b> 46"w 20"d 18"h			<b>Weight:</b> 100 lbs.			<b>COL:</b> 131 sq.ft. (895-P) / 140 sq.ft. (895-C)							
			<b>COM</b>	<b>COL</b>	<b>1</b>	<b>2</b>	<b>3</b>	<b>4</b>	<b>5</b>	<b>6</b>	<b>7</b>	<b>8</b>	<b>9</b>	<b>10</b>	<b>L1</b>	<b>L2</b>
	<b>895-P</b>	1805	1985	2036	2201	2366	2531	2696	2861	3026	3191	3356	3521	3737	4331	
		<i>Tight Seat / Sewn Buttonless Tufted Back</i>														
	<b>895-C</b>	1819	2001	2086	2268	2451	2633	2816	2999	3181	3364	3547	3729	3961	4619	
		<i>Reversible Loose Seat Cushion / Sewn Buttonless Tufted Back</i>														
	<b>THREE PLACE SOFA</b>		<b>Overall:</b> 76.5"w 30"d 33"h			<b>Arm:</b> 23"h			<b>COM:</b> 9.75 yds. (896-P) / 10.75 yds. (896-C)							
			<b>Seat:</b> 69.5"w 20"d 18"h			<b>Weight:</b> 130 lbs.			<b>COL:</b> 176 sq.ft. (896-P) / 194 sq.ft. (896-C)							
			<b>COM</b>	<b>COL</b>	<b>1</b>	<b>2</b>	<b>3</b>	<b>4</b>	<b>5</b>	<b>6</b>	<b>7</b>	<b>8</b>	<b>9</b>	<b>10</b>	<b>L1</b>	<b>L2</b>
	<b>896-P</b>	2206	2427	2534	2758	2981	3205	3429	3653	3877	4101	4325	4549	4821	5627	
		<i>Tight Seat / Sewn Buttonless Tufted Back</i>														
	<b>896-C</b>	2221	2443	2594	2842	3089	3337	3584	3832	4079	4327	4574	4822	5115	6006	
		<i>Reversible Loose Seat Cushion / Sewn Buttonless Tufted Back</i>														

LEGS	OPTION #:	SPECIFICATIONS   LIST PRICES   AVAILABILITY:
<p>ALUMINUM TAPERED LEGS</p> 	<p><b>ATL</b></p> <p>\$352 (Set Of 4) <i>(Brushed Finish)</i></p> <p><i>Available: Quads 1 / Quads 2 Collections</i></p>	<p><i>Overall: 1.75"w 1.75"d 4.5"h</i></p>
<p>BRUSHED ALUMINUM ROUND LEGS</p> 	<p><b>ARL</b></p> <p>\$289 (Set Of 4) <i>(Brushed Aluminum Finish)</i></p> <p><i>Available: Quads 1 / Quads 2 Collections</i></p>	<p><i>Overall: 1.75" Diameter 5"h</i></p>
<p>ALUMINUM ROUND LEGS (SHORT)</p> 	<p><b>ARL-2</b></p> <p>\$236 (Set Of 2) <i>(Brushed Finish)</i></p> <p><i>Available: Quads 3 Collection</i></p>	<p><i>Overall: 3" Diameter 2.25"h</i></p>
<p>ALUMINUM SQUARE LEGS</p> 	<p><b>ASL</b></p> <p>\$284 (Set Of 4) <i>(Brushed Finish)</i></p> <p><i>Available: Quads 4 Collection</i></p>	<p><i>Overall: 2.25"w 2.25"d 2.25"h</i></p>

TABLETS / ARM CAPS	OPTION #:	SPECIFICATIONS   LIST PRICES   AVAILABILITY:
<p><b>TABLET ARMS / CUP HOLDER</b></p>  <p>Laminate Tablet Arm Shown w/ Cup Holder</p>  <p>Veneer Tablet Arm Shown w/ Cup Holder</p>  <p>Corian Tablet Arm Shown w/ Cup Holder</p>	<p><b>Overall:</b> 14" Diameter .75"h</p> <hr/> <p><b>TA-L</b> \$352 <i>Tablet Arm With 360° Rotation - High Pressure Laminate. (Specify Laminate / Specify Left Or Right Facing Arm Location)</i></p> <p><b>TA-V</b> \$404 <i>Tablet Arm With 360° Rotation - Sunburst Cherry Veneer. (Specify Finish / Specify Left Or Right Facing Arm Location)</i></p> <p><b>TA-C</b> \$525 <i>Tablet Arm With 360° Rotation - White Corian. (Available In White Only / Specify Left Or Right Facing Arm Location)</i></p> <p><b>CH-1</b> \$84 <i>Black Plastic Cup Holder (Only Available If Used With Tablet Arm)</i></p> <p><b>CH-2</b> \$126 <i>Spun Aluminum Cup Holder (Only Available If Used With Tablet Arm)</i></p> <p><b>Available:</b> Quads Collection</p>	
<p><b>FOLD DOWN TABLET ARM</b></p>  	<p><b>Overall:</b> 14" Diameter .75"h</p> <hr/> <p><b>FDTA-L</b> \$730 <i>Tablet Arm With 360° Rotation - High Pressure Laminate. (Specify Laminate / Specify Left Or Right Facing Arm Location)</i></p> <p><b>FDTA-V</b> \$761 <i>Tablet Arm With 360° Rotation - Sunburst Cherry Veneer. (Specify Finish / Specify Left Or Right Facing Arm Location)</i></p> <p><b>FDTA-C</b> \$903 <i>Tablet Arm With 360° Rotation - White Corian. (Available In White Only / Specify Left Or Right Facing Arm Location)</i></p> <p><b>Available:</b> Quads Collection</p>	
<p><b>ARTICULATING / SWIVEL TABLET ARM</b></p>	<p><b>Overall:</b> 14" Diameter .75"h</p> <hr/> <p><b>ATA-L</b> \$693 <i>Tablet Arm With 360° Rotation - High Pressure Laminate. (Specify Laminate / Specify Left Or Right Facing Arm Location)</i></p> <p><b>ATA-V</b> \$725 <i>Tablet Arm With 360° Rotation - Sunburst Cherry Veneer. (Specify Finish / Specify Left Or Right Facing Arm Location)</i></p> <p><b>ATA-C</b> \$872 <i>Tablet Arm With 360° Rotation - White Corian. (Available In White Only / Specify Left Or Right Facing Arm Location)</i></p> <p><b>CH-1</b> \$84 <i>Black Plastic Cup Holder (Only Available If Used With Tablet Arm)</i></p> <p><b>CH-2</b> \$126 <i>Spun Aluminum Cup Holder (Only Available If Used With Tablet Arm)</i></p> <p><b>Available:</b> Quads Collection</p>	
<p><b>SOLID WOOD ARM CAPS</b></p> 	<p><b>Overall:</b> 2.5"w (3.75"w "P") 30"d .75"h</p> <hr/> <p><b>QWAC</b> \$158 (Set Of 2) <i>(Specify Finish)</i></p> <p><b>Available:</b> Quads 3 Collection</p>	

CASTERS / POWER / COVERS	OPTION #:	SPECIFICATIONS   LIST PRICES   AVAILABILITY:
<p><b>CASTERS</b></p>  <p>(C1-NL / C1-L) Carpet Caster - 2" Metal Balls</p>  <p>(C2) Antique Bronze Hooded Caster - 2" Rubber Ball</p>	<p><b>Overall:</b> 2"h</p> <hr/> <p><b>C1-NL</b> \$63 (Set Of 2) <i>Non-Locking Carpet Caster - 2" Metal Balls (Additional Finishes Available)</i></p> <p><b>C1-L</b> \$105 (Set Of 2) <i>Locking Carpet Caster - 2" Metal Balls (Additional Finishes Available)</i></p> <p><b>C2</b> \$63 (Set Of 2) <i>Antique Bronze Hooded Caster - 2" Rubber Ball (Additional Finishes Available)</i></p> <p><b>Available:</b> Quads 3 Collection</p>	
<p><b>POWER / DATA MODULE</b></p> 	<p><b>Overall:</b> 5.25"w 1.25"d 4.25"h</p> <hr/> <p><b>PM1</b> \$683 (1-Power / 1-USB 2 Port Simplex Charger Standard) <i>Vertical / Horizontal Mount Power Module. Price Varies By Socket. Contact Customer Service For Quote. (Additional Colors Available)</i></p> <p><b>Available:</b> Quads Collection</p>	
<p><b>CONTRASTING COVERS</b></p> 	<p><b>Overall:</b> n/a</p> <hr/> <p><b>CC</b> \$105 <i>NOTE: If Two Or More Upholsteries Or Leathers Are Used On Any Piece Of Furniture, Then A Contrast Charge Will Apply Per Order. When Using Trinity Upholstery, The Higher Priced Upholstery Grade Will Be Used In Pricing, Unless It's Trinity Leather With Fabric Contrast Welt, Or COM With Trinity Contrast Welt, Then Contact Customer Service For Pricing.</i></p> <p><b>Available:</b> Quads Collection</p>	

# FACELIFT

COLLECTION

PRICE LIST • JANUARY 1, 2017

**MODIFIED: MAY 1, 2018**

T R I N I T Y



**FACELIFT FEATURES**

ALL PRODUCTS ARE MODULAR, REPLACEABLE, RECYCLABLE AND RENEWABLE. ALL UPHOLSTERY ATTACHES WITH VELCRO BRAND HOOK AND LOOP FASTENERS. NO TOOLS ARE NEEDED TO RENEW ANY UPHOLSTERY COMPONENTS. SIMPLY PEEL OFF AND REPLACE. SAFE-T-GUARD® ANTIMICROBIAL WOOD FINISH TOP COAT IS STANDARD ON EXPOSED WOOD. ANTIMICROBIAL BARRIER FULLY ENCAPSULATES THE SEAT, BACK AND ARMS. THE HYBRID FRAME IS MADE FROM RECYCLED STEEL, FSC APPROVED HARDWOOD AND PLYWOOD. SELECTED BARIATRIC MODELS ARE RATED 500 TO 1000 POUNDS. ALL MAINTENANCE CAN BE PERFORMED TOTALLY ON-SITE. ALL COMPONENTS CAN BE REPLACED INDEPENDENTLY, INCLUDING:

- UPHOLSTERY COVERS
- SEAT AND BACK CUSHIONS
- SEAT SUSPENSION SYSTEM
- ALL FRAME COMPONENTS

**FLAMMABILITY**

UNLESS OTHERWISE SPECIFIED, FOAM USED IN ALL TRINITY FURNITURE INCORPORATED SEATING PRODUCTS COMPLIES WITH CALIFORNIA TECHNICAL BULLETIN 117. PLEASE CONTACT CUSTOMER SUPPORT IF COMPLIANCE IS REQUIRED FOR THE OTHER FIRE CODES. INCLUDING:

**BOSTON FIRE CODE****CALIFORNIA TECHNICAL BULLETIN 133****NEW YORK PORT AUTHORITY****SPECIFICATIONS**

UPHOLSTERY FRAMES ARE PLYWOOD AND HARDWOOD. STEEL SEAT FRAME. SEAT IS HIGH DENSITY POLYURETHANE OVER RUBBER WOVEN POLYPROPYLENE STRAPS. BACK IS HIGH DENSITY POLYURETHANE OVER SINUOUS WIRE. ANTI-MICROBIAL MOISTURE BARRIER STANDARD. EXPOSED WOOD IS SOLID MAPLE. ALL ITEMS ARE PRODUCED TO PRICE LIST SPECIFICATIONS. WE RESERVE THE RIGHT TO MAKE MODIFICATIONS AND IMPROVEMENTS WITHOUT PRIOR NOTICE. ALL DIMENSIONS SHOWN ARE APPROXIMATE AND MAY VARY DUE TO COVER BEING USED.

**FACELIFT WARRANTY**

TRINITY WARRANTS ALL FACELIFT PRODUCTS FOR THE LIFE OF THE PRODUCT AGAINST MANUFACTURING AND FACTORY DEFECTS, EXCLUDING COVERING MATERIALS, UNDER NORMAL SINGLE SHIFT SERVICE FOR ORIGINAL PURCHASER. DURING THIS PERIOD TRINITY FURNITURE, AT OUR OPTION, WILL REPLACE, REPAIR OR RETURN THE PURCHASE PRICE OF ANY MERCHANDISE THAT, UPON OUR INSPECTION, IS DEEMED TO BE DEFECTIVE, THIS CONSTITUTES THE SOLE AND EXCLUSIVE REMEDY TO THE CUSTOMER. DAMAGES, RESULTING FROM FREIGHT, CLAIMED OR UNCLAIMED, FROM ACCIDENT, ALTERATION, TAMPERING, MISUSE, NEGLIGENCE OR ABUSE VOIDS THIS WARRANTY. IN THE EVENT ANY PRODUCT HAS TO BE RETURNED TO THE FACTORY FOR VERIFICATION OF A COMPLAINT, IT MUST BE SHIPPED PREPAID AND INCLUDE WRITTEN INFORMATION CONTAINING THE NAME OF THE ORIGINAL PURCHASER, ORIGINAL INVOICE NUMBER, AND A COPY OF THE ORIGINAL PURCHASE ORDER MUST BE PROVIDED. BECAUSE OF NATURAL VARIATIONS ON MATERIALS OVER WHICH TRINITY FURNITURE INC HAS NO CONTROL, THIS WARRANTY DOES NOT EXTEND TO COLOR, GRAIN, OR TEXTURE OF WOOD, OR UPHOLSTERY COVER. THIS WARRANTY IS APPLICABLE ONLY TO THOSE PARTS ACTUALLY MANUFACTURED BY TRINITY FURNITURE. FOR PURCHASED COMPONENT PARTS, WE WILL APPLY EXACTLY THE SAME WARRANTY THIS IS EXTENDED TO US BY OUR SUPPLIER. TRINITY FURNITURE SHALL NOT BE LIABLE FOR CONSEQUENTIAL OR INCIDENTAL DAMAGES ARISING FROM ANY PRODUCT DEFECT.

**MADE IN AMERICA**

ALL FURNITURE IS PROUDLY MADE IN THE UNITED STATES OF AMERICA.

**ENVIRONMENTAL SUSTAINABILITY****ALL TRINITY FURNITURE PRODUCTS HAVE LEVEL 1 CERTIFICATION**

THE BUSINESS INSTITUTIONAL FURNITURE MANUFACTURERS ASSOCIATES (BIFMA) LEVEL STANDARD IS TO PROVIDE MEASURABLE MARKET-BASED DEFINITIONS OF PROGRESSIVELY MORE SUSTAINABLE FURNITURE BY ESTABLISHING PERFORMANCE CRITERIA THAT ADDRESS ENVIRONMENTAL AND SOCIAL ASPECTS THROUGHOUT THE SUPPLY CHAIN.

THIS STANDARD PROVIDES A PATHWAY TOWARDS SUSTAINABILITY BY ESTABLISHING MEASURABLE CRITERIA FOR MULTIPLE LEVELS OF ACHIEVEMENT AND/OR PERFORMANCE. IT ADDRESSES PRODUCT BASED CHARACTERISTICS IN THE GENERAL AREA OF MATERIALS, USE OF ENERGY, HUMAN AND ECOSYSTEM HEALTH, AND SOCIAL RESPONSIBILITY IMPACTS.



# FACELIFT *Replay*

---

GUEST / LOUNGE / TANDEM

Effective: January 1, 2017

**Modified: May 1, 2018**

T R I N I T Y

<b>Date:</b>	<b>Page:</b>	<b>Modification:</b>	<b>Description:</b>
9-15-17	Pages 144	Addition	Stretcher & Book Rack Option For Guest Chairs
5-1-18	All Pages	5% Price Increase	Price List Reflects 5% Increase To January 1, 2017





**DESCRIPTION:**

- Upholstery Frames: Steel, Plywood & Hardwood
- Seat: High Density Polyurethane Foam Over Strap Webbing
- Back: High Density Polyurethane Foam Over Sinuous Wire Springs
- Upholstered Covers: Attached w/ Velcro / Removable For Maintenance
- Antimicrobial Moisture Barrier Fully Encapsulates All Foam Areas
- Double Needle Stitching Standard (Welting Optional - No Charge)
- Exposed Wood Legs: Solid Hardwood / Removable For Maintenance
- Leather Upholstery Not Available
- Lifetime Warranty

**OPTIONS:**

- RWAC-1 Solid Wood Arm Caps (Set Of 2) .....\$305
- RPAC-1 Black Polyester Arm Caps (Set Of 2).....\$376
- ASL Aluminum Square Legs (Set Of 4).....\$284
- PM1 Power/Data Module (1-Power / 1-USB 2 Port Simplex Charger) .....\$683

Feather Down & Polyester Pillows Available (See Page 5)  
 Specify Exposed Wood Finish (See Page 6)  
 Tablet Arm / Cup Holder Options (See Page 146)

LOUNGE		ITEM #:	SPECIFICATIONS   GRADES   LIST PRICES:													
	LOUNGE CHAIR / FULLY UPHOLSTERED		<b>Overall:</b> 31.25"w 31"d 34.5"h <b>Seat:</b> 21"w 20"d 18"h			<b>Arm:</b> 25.5"h <b>Weight:</b> 80 lbs.			<b>COM:</b> 5.25 yds. <b>COL:</b> n/a							
			COM	COL	1	2	3	4	5	6	7	8	9	10	L1	L2
	1501		1153	N/A	1326	1444	1562	1679	1797	1915	2033	2151	2269	2386	N/A	N/A
			<i>Tight Seat &amp; Back / Removable Upholstery</i>													
		1501-R	190	N/A	416	534	651	769	887	1005	1123	1241	1358	1476	N/A	N/A
			<i>Replacement Upholstery Covers</i>													
	BARIATRIC LOUNGE CHAIR / FULLY UPHOLSTERED		<b>Overall:</b> 39.25"w 31"d 34.5"h <b>Seat:</b> 29"w 20"d 18"h			<b>Arm:</b> 25.5"h <b>Weight:</b> 95 lbs.			<b>COM:</b> 5.75 yds. <b>COL:</b> n/a							
			COM	COL	1	2	3	4	5	6	7	8	9	10	L1	L2
	1501-X		1338	N/A	1524	1654	1783	1913	2042	2172	2302	2431	2561	2691	N/A	N/A
			<i>Tight Seat &amp; Back / Removable Upholstery / 1000 lb. Weight Capacity</i>													
		1501-XR	195	N/A	444	574	703	833	962	1092	1222	1351	1481	1611	N/A	N/A
			<i>Replacement Upholstery Covers</i>													
	TWO PLACE SOFA / FULLY UPHOLSTERED		<b>Overall:</b> 56.75"w 31"d 34.5"h <b>Seat:</b> 46.5"w 20"d 18"h			<b>Arm:</b> 25.5"h <b>Weight:</b> 137 lbs.			<b>COM:</b> 7.25 yds. <b>COL:</b> n/a							
			COM	COL	1	2	3	4	5	6	7	8	9	10	L1	L2
	1502		1820	N/A	2050	2215	2380	2545	2710	2875	3040	3205	3370	3535	N/A	N/A
			<i>Tight Seat &amp; Back / Removable Upholstery</i>													
		1502-R	277	N/A	592	757	922	1087	1252	1417	1582	1747	1912	2077	N/A	N/A
			<i>Replacement Upholstery Covers</i>													
	THREE PLACE SOFA / FULLY UPHOLSTERED		<b>Overall:</b> 80.25"w 31"d 34.5"h <b>Seat:</b> 70"w 20"d 18"h			<b>Arm:</b> 25.5"h <b>Weight:</b> 185 lbs.			<b>COM:</b> 9.25 yds. <b>COL:</b> n/a							
			COM	COL	1	2	3	4	5	6	7	8	9	10	L1	L2
	1503		2497	N/A	2785	2997	3210	3422	3634	3846	4058	4270	4482	4694	N/A	N/A
			<i>Tight Seat &amp; Back / Removable Upholstery</i>													
		1503-R	348	N/A	753	965	1177	1389	1601	1813	2025	2238	2450	2662	N/A	N/A
			<i>Replacement Upholstery Covers</i>													

**DESCRIPTION:**

- Upholstery Frames: Steel, Plywood & Hardwood
- Seat: High Density Polyurethane Foam Over Strap Webbing
- Back: High Density Polyurethane Foam Over Sinuous Wire Springs
- Upholstered Covers: Attached w/ Velcro / Removable For Maintenance
- Antimicrobial Moisture Barrier Fully Encapsulates All Foam Areas
- Double Needle Stitching Standard (Welting Optional - No Charge)
- Exposed Wood Legs: Solid Hardwood / Removable For Maintenance
- Leather Upholstery Not Available
- Lifetime Warranty



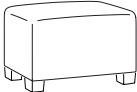
**OPTIONS:**

- RWAC-1 Solid Wood Arm Caps (Set Of 2) .....\$305
- RPAC-1 Black Polyester Arm Caps (Set Of 2).....\$376
- ASL Aluminum Square Legs (Set Of 4).....\$284
- PM1 Power/Data Module (1-Power / 1-USB 2 Port Simplex Charger) .....\$683

Feather Down & Polyester Pillows Available (See Page 5)

Specify Exposed Wood Finish (See Page 6)

Tablet Arm / Cup Holder Options (See Page 146)

LOUNGE		ITEM #:	SPECIFICATIONS   GRADES   LIST PRICES:													
	<b>HIGH BACK LOUNGE CHAIR / FULLY UPHOLSTERED</b>		<i>Overall: 31.25"w 31"d 44"h</i>				<i>Arm: 25.5"h</i>				<i>COM: 5.75 yds.</i>					
			<i>Seat: 21"w 20"d 18"h</i>				<i>Weight: 85 lbs.</i>				<i>COL: n/a</i>					
			COM	COL	1	2	3	4	5	6	7	8	9	10	L1	L2
	1515		1318	N/A	1505	1635	1764	1894	2024	2153	2283	2413	2542	2672	N/A	N/A
		<i>Tight Seat &amp; Back / Removable Upholstery</i>														
	1515-R	213	N/A	460	590	720	849	979	1108	1238	1368	1497	1627	N/A	N/A	
		<i>Replacement Upholstery Covers</i>														
	<b>HIGH BACK BARIATRIC LOUNGE CHAIR / FULLY UPHOLSTERED</b>		<i>Overall: 39.25"w 31"d 44"h</i>				<i>Arm: 25.5"h</i>				<i>COM: 6 yds.</i>					
			<i>Seat: 29"w 20"d 18"h</i>				<i>Weight: 100 lbs.</i>				<i>COL: n/a</i>					
			COM	COL	1	2	3	4	5	6	7	8	9	10	L1	L2
	1515-X		1477	N/A	1656	1786	1915	2045	2175	2304	2434	2563	2693	2823	N/A	N/A
		<i>Tight Seat &amp; Back / Removable Upholstery / 500 lb. Weight Capacity</i>														
	1515-XR	218	N/A	465	595	724	854	984	1113	1243	1372	1502	1632	N/A	N/A	
		<i>Replacement Upholstery Covers</i>														
	<b>OTTOMAN</b>		<i>Overall: 22"w 18"d 15"h</i>				<i>Arm: n/a</i>				<i>COM: 2 yds.</i>					
			<i>Seat: 15"h</i>				<i>Weight: 18 lbs.</i>				<i>COL: n/a</i>					
			COM	COL	1	2	3	4	5	6	7	8	9	10	L1	L2
	1516		422	N/A	481	523	564	605	646	688	729	770	811	853	N/A	N/A
		<i>Tight Seat &amp; Back / Removable Upholstery</i>														
	1516-R	84	N/A	162	203	244	286	327	368	409	451	492	533	N/A	N/A	
		<i>Replacement Upholstery Covers</i>														





**DESCRIPTION:**

- Exposed Wood Frames: Solid Maple (Steambent Back Legs)
- Glued, Screwed, & Doweled Construction
- Mortise & Tenon Construction (Stacking Chairs)
- Seat: High Density Polyurethane Foam Over Sheet Webbing
- Back: High Density Polyurethane Foam Over Plywood
- Upholstered Covers: Attached w/ Velcro / Removable For Maintenance (Except 1520/1521)
- Antimicrobial Moisture Barrier Fully Encapsulates All Foam Areas (Except 1520/1521)
- Adjustable Height Leveling Glides Standard
- Lifetime Warranty

**OPTIONS:**

- RPAC-2 Black Polyester Arm Caps (Set Of 2).....\$140
- ST-1 Wooden Horizontal Stretchers (Guest Chairs Only).....\$79
- BR-1 Wooden Horizontal Book Rack (Guest Chairs Only).....\$131
- MGP Metal Ganging Plates (Side Chairs).....\$28 Per Seat
- Stapled On Covers ..... n/c

Specify Exposed Wood Finish (See Page 6)

GUEST	ITEM #:	SPECIFICATIONS   GRADES   LIST PRICES:													
		<b>Overall:</b> 22"w 24"d 33"h				<b>Arm:</b> 25"h				<b>COM:</b> 1.75 yds. (1520) / 1.5 yds. (1521)					
		<b>Seat:</b> 19.5"w 17.5"d 18.5"h				<b>Weight:</b> 28 lbs.				<b>COL:</b> n/a					
		<b>COM</b>	<b>COL</b>	<b>1</b>	<b>2</b>	<b>3</b>	<b>4</b>	<b>5</b>	<b>6</b>	<b>7</b>	<b>8</b>	<b>9</b>	<b>10</b>	<b>L1</b>	<b>L2</b>
	<b>1520</b>	848	N/A	873	908	943	979	1014	1050	1085	1120	1156	1191	N/A	N/A
		<i>Wallsaver / Fully Upholstered Outside Back / Plain Seat</i>													
	<b>1521</b>	911	N/A	920	949	979	1008	1038	1067	1097	1126	1156	1185	N/A	N/A
		<i>Wallsaver / Exposed Wood Outside Back / Plain Seat</i>													
Removable Covers / Antimicrobial Moisture Barrier Not Available On 1520/1521															
		<b>Overall:</b> 22"w 24"d 33"h				<b>Arm:</b> 25"h				<b>COM:</b> 2 yds. (1522) / 1.5 yds. (1523)					
		<b>Seat:</b> 19.5"w 19"d 18.5"h				<b>Weight:</b> 28 lbs.				<b>COL:</b> n/a					
		<b>COM</b>	<b>COL</b>	<b>1</b>	<b>2</b>	<b>3</b>	<b>4</b>	<b>5</b>	<b>6</b>	<b>7</b>	<b>8</b>	<b>9</b>	<b>10</b>	<b>L1</b>	<b>L2</b>
	<b>1522</b>	803	N/A	842	883	924	965	1007	1048	1089	1130	1171	1213	N/A	N/A
		<i>Wallsaver / Upholstered Outside Back / Plain Seat / Removable Upholstery</i>													
	<b>1522-R</b>	64	N/A	131	167	202	237	273	308	343	379	414	450	N/A	N/A
		<i>Replacement Upholstery Covers</i>													
	<b>1523</b>	851	N/A	864	893	923	952	982	1011	1040	1070	1099	1129	N/A	N/A
		<i>Wallsaver / Exposed Wood Outside Back / Plain Seat / Removable Upholstery</i>													
	<b>1523-R</b>	61	N/A	117	146	176	205	235	264	294	323	353	382	N/A	N/A
		<i>Replacement Upholstery Covers</i>													
		<b>Overall:</b> 20"w 24"d 33"h				<b>Arm:</b> n/a				<b>COM:</b> 2 yds. (1524) / 1.5 yds. (1525)					
		<b>Seat:</b> 20"w 19"d 18.5"h				<b>Weight:</b> 25 lbs.				<b>COL:</b> n/a					
		<b>COM</b>	<b>COL</b>	<b>1</b>	<b>2</b>	<b>3</b>	<b>4</b>	<b>5</b>	<b>6</b>	<b>7</b>	<b>8</b>	<b>9</b>	<b>10</b>	<b>L1</b>	<b>L2</b>
	<b>1524</b>	763	N/A	804	845	886	928	969	1010	1051	1093	1134	1175	N/A	N/A
		<i>Wallsaver / Upholstered Outside Back / Plain Seat / Removable Upholstery</i>													
	<b>1524-R</b>	64	N/A	131	167	202	237	273	308	343	379	414	450	N/A	N/A
		<i>Replacement Upholstery Covers</i>													
	<b>1525</b>	811	N/A	826	855	885	914	944	973	1003	1032	1062	1091	N/A	N/A
		<i>Wallsaver / Exposed Wood Outside Back / Plain Seat / Removable Upholstery</i>													
	<b>1525-R</b>	61	N/A	117	146	176	205	235	264	294	323	353	382	N/A	N/A
		<i>Replacement Upholstery Covers</i>													
		<b>Overall:</b> 20"w 24"d 39"h				<b>Arm:</b> n/a				<b>COM:</b> 2 yds.					
		<b>Seat:</b> 20"w 19"d 24"h				<b>Weight:</b> 28 lbs.				<b>COL:</b> n/a					
		<b>COM</b>	<b>COL</b>	<b>1</b>	<b>2</b>	<b>3</b>	<b>4</b>	<b>5</b>	<b>6</b>	<b>7</b>	<b>8</b>	<b>9</b>	<b>10</b>	<b>L1</b>	<b>L2</b>
	<b>1524-C</b>	783	N/A	823	864	905	946	988	1029	1070	1111	1153	1194	N/A	N/A
		<i>Wallsaver / Upholstered Outside Back / Plain Seat / Removable Upholstery</i>													
	<b>1524-R</b>	64	N/A	131	167	202	237	273	308	343	379	414	450	N/A	N/A
		<i>Replacement Upholstery Covers</i>													

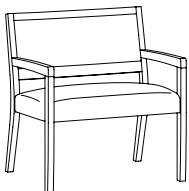


**DESCRIPTION:**







- Exposed Wood Frames: Solid Maple (Steambent Back Legs)
- Glued, Screwed, & Doweled Construction
- Mortise & Tenon Construction (Stacking Chairs)
- Seat: High Density Polyurethane Foam Over Sheet Webbing
- Back: High Density Polyurethane Foam Over Plywood
- Upholstered Covers: Attached w/ Velcro / Removable For Maintenance
- Antimicrobial Moisture Barrier Fully Encapsulates All Foam Areas
- Adjustable Height Leveling Glides Standard
- Lifetime Warranty

**OPTIONS:**

- RPAC-2 Black Polyester Arm Caps (Set Of 2).....\$140
- ST-1 Wooden Horizontal Stretchers (Guest Chairs Only).....\$79
- BR-1 Wooden Horizontal Book Rack (Guest Chairs Only).....\$131
- MGP Metal Ganging Plates (Side Chairs).....\$28 Per Seat
- SGS Soft Ganging Straps (Stacking Chairs).....\$19 Per Seat
- D800-6 Single Stacking Cart (Stacks 6 Chairs).....\$698 Each
- D800-12 Double Stacing Cart (Stacks 12 Chairs).....\$1019 Each
- Stapled On Covers ..... n/c





Specify Exposed Wood Finish (See Page 6)

GUEST / STACKING		ITEM #:	SPECIFICATIONS   GRADES   LIST PRICES:												
	<b>OPEN ARM BARIATRIC SIDE CHAIR / OPEN BACK</b>		<b>Overall:</b> 28"w 24"d 33"h				<b>Arm:</b> 25"h				<b>COM:</b> 2.25 yds. (1528) / 1.75 yds. (1529)				
			<b>Seat:</b> 25.5"w 19"d 18.5"h				<b>Weight:</b> 28 lbs.				<b>COL:</b> n/a				
		<b>COM</b>	<b>COL</b>	<b>1</b>	<b>2</b>	<b>3</b>	<b>4</b>	<b>5</b>	<b>6</b>	<b>7</b>	<b>8</b>	<b>9</b>	<b>10</b>	<b>L1</b>	<b>L2</b>
	<b>1528</b>	905	N/A	950	997	1045	1092	1139	1186	1233	1280	1327	1374	N/A	N/A
	<i>Wallsaver / Upholstered Outside Back / Plain Seat / Removable Upholstery</i>														
<b>1528-R</b>	71	78	138	173	209	244	279	315	350	385	421	456	N/A	N/A	
<i>Replacement Upholstery Covers</i>															
<b>1529</b>	946	N/A	965	1000	1036	1071	1106	1142	1177	1212	1248	1283	N/A	N/A	
<i>Wallsaver / Exposed Wood Outside Back / Plain Seat / Removable Upholstery</i>															
<b>1529-R</b>	68	75	124	153	182	212	241	271	300	330	359	389	N/A	N/A	
<i>Replacement Upholstery Covers</i>															
	<b>OPEN ARM STACKING SIDE CHAIR / OPEN BACK</b>		<b>Overall:</b> 22"w 24"d 33"h				<b>Arm:</b> 25"h				<b>COM:</b> 2 yds. (1532) / 1.5 yds. (1533)				
			<b>Seat:</b> 19.5"w 19"d 18.5"h				<b>Weight:</b> 28 lbs.				<b>COL:</b> n/a				
		<b>COM</b>	<b>COL</b>	<b>1</b>	<b>2</b>	<b>3</b>	<b>4</b>	<b>5</b>	<b>6</b>	<b>7</b>	<b>8</b>	<b>9</b>	<b>10</b>	<b>L1</b>	<b>L2</b>
	<b>1532</b>	823	N/A	860	862	902	941	981	1020	1060	1099	1139	1178	N/A	N/A
	<i>Wallsaver / Upholstered Outside Back / Plain Seat / Removable Upholstery</i>														
<b>1532-R</b>	64	71	131	167	202	237	273	308	343	379	414	450	N/A	N/A	
<i>Replacement Upholstery Covers</i>															
<b>1533</b>	861	N/A	873	903	932	962	991	1020	1050	1079	1109	1138	N/A	N/A	
<i>Wallsaver / Exposed Wood Outside Back / Plain Seat / Removable Upholstery</i>															
<b>1533-R</b>	61	68	117	146	176	205	235	264	294	323	353	382	N/A	N/A	
<i>Replacement Upholstery Covers</i>															
	<b>ARMLESS STACKING SIDE CHAIR / OPEN BACK</b>		<b>Overall:</b> 20"w 24"d 33"h				<b>Arm:</b> n/a				<b>COM:</b> 2 yds. (1534) / 1.5 yds. (1535)				
			<b>Seat:</b> 20"w 19"d 18.5"h				<b>Weight:</b> 25 lbs.				<b>COL:</b> n/a				
		<b>COM</b>	<b>COL</b>	<b>1</b>	<b>2</b>	<b>3</b>	<b>4</b>	<b>5</b>	<b>6</b>	<b>7</b>	<b>8</b>	<b>9</b>	<b>10</b>	<b>L1</b>	<b>L2</b>
	<b>1534</b>	753	N/A	794	836	877	918	959	1001	1042	1083	1124	1166	N/A	N/A
	<i>Wallsaver / Upholstered Outside Back / Plain Seat / Removable Upholstery</i>														
<b>1534-R</b>	64	71	131	167	202	237	273	308	343	379	414	450	N/A	N/A	
<i>Replacement Upholstery Covers</i>															
<b>1535</b>	796	N/A	812	841	871	900	930	959	989	1018	1048	1077	N/A	N/A	
<i>Wallsaver / Exposed Wood Outside Back / Plain Seat / Removable Upholstery</i>															
<b>1535-R</b>	61	68	117	146	176	205	235	264	294	323	353	382	N/A	N/A	
<i>Replacement Upholstery Covers</i>															

ARM CAPS / TABLETS	OPTION #:	SPECIFICATIONS   LIST PRICES   AVAILABILITY:
<p><b>WOOD / POLYESTER ARM CAPS</b></p>  <p>Solid Wood Arm Cap</p>  <p>Polyester Arm Cap</p>	<p><b>Overall:</b> 3.625"w 30.25"d .5"h</p> <hr/> <p><b>RWAC-1</b> \$305 (Set Of 2) <i>Solid Wood Arm Cap (Specify Finish)</i></p> <p><b>RPAC-1</b> \$376 (Set Of 2) <i>Black Polyester Arm Cap (Additional Colors Available)</i></p> <p><b>Available:</b> <b>Facelift Replay Lounge (1501 / 1515)</b></p> <p><b>RPAC-2</b> \$140 (Set Of 2) <i>Black Polyester Arm Cap (Additional Colors Available)</i></p> <p><b>Available:</b> <b>Facelift Replay Guest</b></p>	
<p><b>TABLET ARMS / CUP HOLDER</b></p>  <p>Laminate Tablet Arm Shown w/ Cup Holder</p>  <p>Veneer Tablet Arm Shown w/ Cup Holder</p>  <p>Corian Tablet Arm Shown w/ Cup Holder</p>	<p><b>Overall:</b> 14" Diameter .75"h</p> <hr/> <p><b>TA-L</b> \$352 <i>Tablet Arm With 360° Rotation - High Pressure Laminate. (Specify Laminate / Specify Left Or Right Facing Arm Location)</i></p> <p><b>TA-V</b> \$404 <i>Tablet Arm With 360° Rotation - Sunburst Cherry Veneer. (Specify Finish / Specify Left Or Right Facing Arm Location)</i></p> <p><b>TA-C</b> \$525 <i>Tablet Arm With 360° Rotation - White Corian. (Available In White Only / Specify Left Or Right Facing Arm Location)</i></p> <p><b>CH-1</b> \$84 <i>Black Plastic Cup Holder (Only Available If Used With Tablet Arm)</i></p> <p><b>CH-2</b> \$126 <i>Spun Aluminum Cup Holder (Only Available If Used With Tablet Arm)</i></p> <p><b>Available:</b> <b>Facelift Replay Lounge</b></p>	
<p><b>FOLD DOWN TABLET ARM</b></p>  	<p><b>Overall:</b> 14" Diameter .75"h</p> <hr/> <p><b>FDTA-L</b> \$730 <i>Tablet Arm With 360° Rotation - High Pressure Laminate. (Specify Laminate / Specify Left Or Right Facing Arm Location)</i></p> <p><b>FDTA-V</b> \$761 <i>Tablet Arm With 360° Rotation - Sunburst Cherry Veneer. (Specify Finish / Specify Left Or Right Facing Arm Location)</i></p> <p><b>FDTA-C</b> \$903 <i>Tablet Arm With 360° Rotation - White Corian. (Available In White Only / Specify Left Or Right Facing Arm Location)</i></p> <p><b>Available:</b> <b>Facelift Replay Lounge</b></p>	
<p><b>DOUBLE ARTICULATING / SWIVEL TABLET ARM</b></p>	<p><b>Overall:</b> 14" Diameter .75"h</p> <hr/> <p><b>ATA-L</b> \$693 <i>Tablet Arm With 360° Rotation - High Pressure Laminate. (Specify Laminate / Specify Left Or Right Facing Arm Location)</i></p> <p><b>ATA-V</b> \$725 <i>Tablet Arm With 360° Rotation - Sunburst Cherry Veneer. (Specify Finish / Specify Left Or Right Facing Arm Location)</i></p> <p><b>ATA-C</b> \$872 <i>Tablet Arm With 360° Rotation - White Corian. (Available In White Only / Specify Left Or Right Facing Arm Location)</i></p> <p><b>CH-1</b> \$84 <i>Black Plastic Cup Holder (Only Available If Used With Tablet Arm)</i></p> <p><b>CH-2</b> \$126 <i>Spun Aluminum Cup Holder (Only Available If Used With Tablet Arm)</i></p> <p><b>Available:</b> <b>Facelift Replay Lounge</b></p>	



LEGS / POWER / GANGING	OPTION #:	SPECIFICATIONS   LIST PRICES   AVAILABILITY:
<p><b>ALUMINUM LEGS</b></p> 	<p><b>ASL</b></p> <p>\$284 (Set Of 4) <i>(Brushed Finish)</i></p> <p><b>Available: Facelift Replay Lounge</b></p>	
<p><b>POWER / DATA MODULE</b></p> 	<p><b>PM1</b></p> <p>\$683 (1-Power / 1-USB 2 Port Simplex Charger Standard) <i>Vertical / Horizontal Mount Power Module. Price Varies By Socket. Contact Customer Service For Quote. (Additional Colors Available)</i></p> <p><b>Available: Facelift Replay Lounge</b></p>	
<p><b>METAL GANGING PLATES</b></p>  <p>Replay Side Chairs Ganged With Metal Ganging Plates</p>   <p>Female &amp; Male Ganging Connectors</p>	<p><b>MGP</b></p> <p>\$28 Per Seat <i>(Black Finish)</i></p> <p><b>Available: Facelift Replay Side Chairs</b></p>	
<p><b>SOFT GANGING STRAPS</b></p>  <p>Replay Stacking Chairs Soft Ganged</p>	<p><b>SGS</b></p> <p>\$19 Per Seat <i>Black Velcro Soft Ganging Straps</i></p> <p><b>Available: Facelift Replay Stacking Chairs</b></p>	

STRETCHERS / BOOK RACK / STACKING / COVERS	OPTION #:	SPECIFICATIONS   LIST PRICES   AVAILABILITY:
<p><b>STRETCHERS</b></p> 	<p><b>ST-1</b></p> <p><i>Overall: 23"w 25"d 1"h</i></p> <p>\$79 <i>Wooden Horizontal Stretchers</i></p> <p><i>Available: Facelift Replay Guest Chairs</i></p>	
<p><b>BOOK RACK</b></p> 	<p><b>BR-1</b></p> <p><i>Overall: 23"w 25"d 1"h</i></p> <p>\$131 <i>Wooden Horizontal Book Rack</i></p> <p><i>Available: Facelift Replay Guest Chairs</i></p>	
<p><b>STACKING CARTS</b></p>  <p>Single Stacking</p> <p>Double Stacking</p>	<p><i>Overall: 26"w 37"d 12"h (Single Stacking Cart) / 37"w 50"d 12"h (Double Stacking Cart)</i></p> <p><b>D800-6</b> \$698 <i>Single Stacking Cart (Stacks 6 Chairs)</i></p> <p><b>D800-12</b> \$1019 <i>Double Stacking Cart (Stacks 12 Chairs)</i></p> <p><i>Available: Replay Stacking Chairs</i></p>	
<p><b>CONTRASTING COVERS</b></p> 	<p><i>Overall: N/A</i></p> <p><b>CC</b> \$105</p> <p><i>NOTE: If Two Or More Upholsteries Or Leathers Are Used On Any Piece Of Furniture, Then A Contrast Charge Will Apply Per Order. When Using Trinity Upholstery, The Higher Priced Upholstery Grade Will Be Used In Pricing, Unless It's Trinity Leather With Fabric Contrast Welt, Or COM With Trinity Contrast Welt, Then Contact Customer Service For Pricing.</i></p> <p><i>Available: Facelift Replay Collection</i></p>	

# FACELIFT *Replay*

---

HEALTHCARE MOTION

Effective: January 1, 2017

**Modified: May 1, 2018**

T R I N I T Y

<b>Date:</b>	<b>Page:</b>	<b>Modification:</b>	<b>Description:</b>
5-1-18	All Pages	5% Price Increase	Price List Reflects 5% Increase To January 1, 2017
6-11-18	Page 151	New Product	1506/1506-R Fold Down Sleeper Sofa Added

**DESCRIPTION:**

- Upholstery Frames: Steel, Plywood & Hardwood
- Seat: High Density Polyurethane Foam Over Sheet Webbing
- Back: High Density Polyurethane Foam Over Polypropylene Webbing
- Upholstered Covers: Attached w/ Velcro / Removable For Maintenance
- Removable Bolster Pillow For 1504 / 1505 (5" Diameter)
- Antimicrobial Moisture Barrier Fully Encapsulates All Foam Areas
- Double Needle Stitching Standard (Welting Optional - No Charge)
- Metal To Metal Connections For All Hardware Assembly
- Leather Upholstery Not Available
- Lifetime Warranty


**OPTIONS:**

- RWAC-1 Solid Wood Arm Caps (Set Of 2) .....\$305
- ILC In-Line Casters (Set Of 2).....\$47
- LC Locking Casters (Set Of 2) .....\$26
- NLC Non-Locking Casters (Set Of 2).....\$21
- 3LC 3" Locking Casters - #1506 Model Only (Set Of 2).....\$170
- PM1 Power/Data Module (1-Power / 1-USB 2 Port Simplex Charger) .....\$683
- Tablet Arm / Cup Holder Options (See Pages 156-157)
- Feather Down & Polyester Pillows Available (See Page 5)
- Specify Exposed Wood Finish (See Page 6)

**SLEEPOVER UNITS**

**ITEM #: SPECIFICATIONS | GRADES | LIST PRICES:**


**LOUNGE CHAIR / FULLY UPHOLSTERED**



Healthcare Motion

		<b>Overall:</b> 37.5"w 34.5"d 33"h					<b>Overall Length:</b> 84"d					<b>Arm:</b> 24"h		<b>COM:</b> 6.5 yds.	
		<b>Sleep Area:</b> 28"w 80"d					<b>Seat:</b> 28"w 23"d 17.5"h					<b>Weight:</b> 175 lbs.		<b>COL:</b> n/a	
<b>COM</b>	<b>COL</b>	<b>1</b>	<b>2</b>	<b>3</b>	<b>4</b>	<b>5</b>	<b>6</b>	<b>7</b>	<b>8</b>	<b>9</b>	<b>10</b>	<b>L1</b>	<b>L2</b>		
1504	N/A	2585	2732	2879	3027	3174	3321	3468	3616	3763	3910	N/A	N/A		
<i>Tight Seat &amp; Back / Removable Upholstery / 500 lb. Weight Capacity</i>															
1504-R	N/A	517	664	811	958	1106	1253	1400	1548	1695	1842	N/A	N/A		
<i>Replacement Upholstery Covers</i>															

**TWO PLACE SOFA / FULLY UPHOLSTERED**



Healthcare Motion

		<b>Overall:</b> 57.5"w 34.5"d 33"h					<b>Overall Length:</b> 84"d					<b>Arm:</b> 24"h		<b>COM:</b> 9 yds.	
		<b>Sleep Area:</b> 48"w 80"d					<b>Seat:</b> 48"w 23"d 17.5"h					<b>Weight:</b> 225 lbs.		<b>COL:</b> n/a	
<b>COM</b>	<b>COL</b>	<b>1</b>	<b>2</b>	<b>3</b>	<b>4</b>	<b>5</b>	<b>6</b>	<b>7</b>	<b>8</b>	<b>9</b>	<b>10</b>	<b>L1</b>	<b>L2</b>		
1505	N/A	3450	3657	3863	4069	4275	4482	4688	4894	5100	5306	N/A	N/A		
<i>Tight Seat &amp; Back / Removable Upholstery / 500 lb. Weight Capacity</i>															
1505-R	N/A	680	887	1093	1299	1505	1711	1211	1328	1446	1564	N/A	N/A		
<i>Replacement Upholstery Covers</i>															

**FOUR POSITION ADJUSTMENT FOR 1504 / 1505**



See Revival Healthcare Motion (Page 232) And Evolve Healthcare Motion (Page 269) For Additional Sleepover Units.



1) Closed Position



2) Ottoman Position





3) Chaise Position



4) Full-Recline Position  
Overall Length - 84"d

**FOLD DOWN SLEEPER SOFA**



		<b>Overall:</b> 81.5"w 32"d 34"h					<b>Arm:</b> 25"h					<b>COM:</b> 13 yds.	
		<b>Sleep Area:</b> 72"w 20.75"d 18.5"h					<b>Weight:</b> 210 lbs.					<b>COL:</b> n/a	
<b>COM</b>	<b>COL</b>	<b>1</b>	<b>2</b>	<b>3</b>	<b>4</b>	<b>5</b>	<b>6</b>	<b>7</b>	<b>8</b>	<b>9</b>	<b>10</b>	<b>L1</b>	<b>L2</b>
1506	N/A	3536	3822	4108	4394	4680	4967	5253	5539	5825	6111	N/A	N/A
<i>Tight Seat &amp; Back / Removable Upholstery / 1000 lbs. Weight Capacity</i>													
1506-R	N/A	1416	1710	2005	2300	2594	2889	3183	3478	3772	4067	N/A	N/A
<i>Replacement Upholstery Covers</i>													



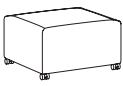




**DESCRIPTION:**

- Upholstery Frames: Steel, Plywood & Hardwood
- Seat: High Density Polyurethane Foam Over Sheet Webbing
- Back: High Density Polyurethane Foam Over Polypropylene Webbing
- Upholstered Covers: Attached w/ Velcro / Removable For Maintenance
- Antimicrobial Moisture Barrier Fully Encapsulates All Foam Areas
- Double Needle Stitching Standard (Wetling Optional - No Charge)
- Exposed Wood Legs: Solid Hardwood / Removable For Maintenance
- Leather Upholstery Not Available
- Lifetime Warranty

**OPTIONS:**

- RWAC-1 Solid Wood Arm Caps (Set Of 2) .....\$305
- RPAC-1 Polyester Arm Caps (Set Of 2) .....\$376
- ASL Aluminum Square Legs (Set Of 4).....\$284
- LC Locking Casters For 1809 Ottoman (Set Of 2) .....\$26
- PM1 Power/Data Module (1-Power / 1-USB 2 Port Simplex Charger) .....\$683

Feather Down & Polyester Pillows Available (See Page 5)  
 Specify Exposed Wood Finish (See Page 6)  
 Tablet Arm / Cup Holder Options (See Pages 156-157)

PATIENT CHAIR / GLIDER		ITEM #:	SPECIFICATIONS   GRADES   LIST PRICES:														
	<b>ASYNCHRONOUS PATIENT CHAIR / FULLY UPHOLSTERED</b>		<i>Overall: 32.5"w 35.5"d 38"h</i>			<i>Arm: 24"h</i>			<i>COM: 4.5 yds.</i>								
				<i>Seat: 21"w 20"d 18"h</i>			<i>Weight: 70 lbs.</i>			<i>COL: n/a</i>							
				<b>COM</b>	<b>COL</b>	<b>1</b>	<b>2</b>	<b>3</b>	<b>4</b>	<b>5</b>	<b>6</b>	<b>7</b>	<b>8</b>	<b>9</b>	<b>10</b>	<b>L1</b>	<b>L2</b>
	<b>1508</b>			1101	N/A	1241	1341	1442	1542	1642	1742	1842	1942	2043	2143	N/A	N/A
			<i>Tight Seat &amp; Back / Removable Upholstery</i>														
<b>1508-R</b>			168	N/A	359	459	560	660	760	860	960	1060	1161	1261	N/A	N/A	
			<i>Replacement Upholstery Covers</i>														
																	
	<b>OTTOMAN ON CASTERS / STOWS UNDER ALL PATIENT CHAIRS</b>		<i>Overall: 18"w 18"d 11"h</i>			<i>Arm: n/a</i>			<i>COM: 1 yd.</i>								
				<i>Seat: n/a</i>			<i>Weight: 25 lbs.</i>			<i>COL: n/a</i>							
				<b>COM</b>	<b>COL</b>	<b>1</b>	<b>2</b>	<b>3</b>	<b>4</b>	<b>5</b>	<b>6</b>	<b>7</b>	<b>8</b>	<b>9</b>	<b>10</b>	<b>L1</b>	<b>L2</b>
	<b>1809</b>			316	N/A	334	352	370	387	405	423	440	458	476	493	N/A	N/A
			<i>Removable Upholstery</i>														
<b>1809-R</b>			70	N/A	101	119	137	154	172	190	207	225	243	260	N/A	N/A	
			<i>Replacement Upholstery Covers</i>														
																	
	<b>LOUNGE GLIDER / FULLY UPHOLSTERED</b>		<i>Overall: 32"w 32"d 35"h</i>			<i>Arm: 24"h</i>			<i>COM: 5.25 yds.</i>								
				<i>Seat: 21"w 20"d 18"h</i>			<i>Weight: 115 lbs.</i>			<i>COL: n/a</i>							
				<b>COM</b>	<b>COL</b>	<b>1</b>	<b>2</b>	<b>3</b>	<b>4</b>	<b>5</b>	<b>6</b>	<b>7</b>	<b>8</b>	<b>9</b>	<b>10</b>	<b>L1</b>	<b>L2</b>
	<b>1510-G</b>			1359	N/A	1521	1639	1756	1874	1992	2110	2228	2346	2464	2581	N/A	N/A
			<i>Circular Metal Base / Tight Seat &amp; Back / Removable Upholstery</i>														
<b>1510-SG</b>			1489	N/A	1643	1761	1879	1997	2115	2233	2350	2468	2586	2704	N/A	N/A	
			<i>Swivel Glider w/ Circular Metal Base / Tight Seat &amp; Back / Removable Upholstery</i>														
<b>1510-R</b>			193	N/A	418	536	654	772	889	1007	1125	1243	1361	1479	N/A	N/A	
			<i>Replacement Upholstery Covers</i>														
																	
			 See Revival Healthcare Motion (Page 233) And Evolve Healthcare Motion (Page 270) For Additional Patient Chairs & Gliders.														

**DESCRIPTION:**

- Upholstery Frames: Steel, Plywood & Hardwood
- Seat: High Density Polyurethane Foam Over Sheet Webbing
- Back: High Density Polyurethane Foam Over Sinuous Wire Springs
- Upholstered Covers: Attached w/ Velcro / Removable For Maintenance
- Antimicrobial Moisture Barrier Fully Encapsulates All Foam Areas
- Double Needle Stitching Standard (Wetling Optional - No Charge)
- Leather Upholstery Not Available
- Lifetime Warranty

**OPTIONS:**

- RWAC-1 Solid Wood Arm Caps (Set Of 2) .....\$305
- RPAC-1 Polyester Arm Caps (Set Of 2) .....\$376
- ER-1 Electric Recline .....\$441
- BB Battery Backup .....\$263
- HM Heat & Massage .....\$1323
- H Heat Only .....\$1181


Feather Down & Polyester Pillows Available (See Page 5)  
Specify Exposed Wood Finish (See Page 6)

**WALLSAVER / STAND-UP RECLINER**

ITEM #:

SPECIFICATIONS | GRADES | LIST PRICES:

**WALLSAVER RECLINER / FULLY UPHOLSTERED**




**Overall:** 30.5"w 32"d 43"h      **Arm:** 23"h      **COM:** 5 yds.  
**Seat:** 21"w 20.5"d 18"h      **Weight:** 110 lbs.      **COL:** n/a

COM	COL	1	2	3	4	5	6	7	8	9	10	L1	L2	
1511	N/A	1558	1670	1782	1894	2006	2118	2230	2342	2454	2565	N/A	N/A	
<i>Tight Seat &amp; Back / Removable Upholstery / 6" Wall Proximity / 350 lb. Weight Capacity</i>														
1511-R	N/A	209	421	533	645	757	869	981	1093	1205	1317	1429	N/A	N/A
<i>Replacement Upholstery Covers</i>														

Healthcare Motion

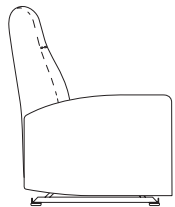
**BARIATRIC WALLSAVER RECLINER / FULLY UPHOLSTERED**



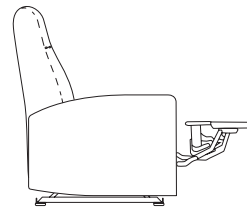
**Overall:** 35.5"w 32"d 43"h      **Arm:** 23"h      **COM:** 5.5 yds.  
**Seat:** 26"w 20.5"d 18"h      **Weight:** 125 lbs.      **COL:** n/a

COM	COL	1	2	3	4	5	6	7	8	9	10	L1	L2	
1511-X	N/A	1506	1648	1759	1871	1983	2095	2207	2319	2431	2543	2655	N/A	N/A
<i>Tight Seat &amp; Back / Removable Upholstery / 6" Wall Proximity / 500 lb. Weight Capacity</i>														
1511-XR	N/A	213	449	573	697	821	944	1068	1192	1315	1439	1563	N/A	N/A
<i>Replacement Upholstery Covers</i>														


Healthcare Motion



Upright Position  
32"D



Extended Footrest Position  
52"D



Full Recline Position  
64.5"D

See Revival Healthcare Motion (Page 234)  
And Evolve Healthcare Motion (Page 271)  
For Additional Wallsaver Recliners.

**DESCRIPTION:**

- Upholstery Frames: Steel, Plywood & Hardwood
- Seat: High Density Polyurethane Foam Over Sheet Webbing
- Back: High Density Polyurethane Foam Over Sinuous Wire Springs
- Upholstered Covers: Attached w/ Velcro / Removable For Maintenance
- Antimicrobial Moisture Barrier Fully Encapsulates All Foam Areas
- Double Needle Stitching Standard (Welting Optional - No Charge)
- Exposed Wood Legs (1512): Solid Hardwood / Removable For Maintenance
- Leather Upholstery Not Available
- Lifetime Warranty

**OPTIONS:**

- RWAC-2 Solid Wood Arm Caps (Set Of 2) .....\$336
- MLC Medical Locking Casters (Set Of 2).....\$147
- MNLC Medical Non-Locking Casters (Set Of 2).....\$168
- BB Battery Backup .....\$263
- HM Heat & Massage .....\$1323
- H Heat Only.....\$1181


Feather Down & Polyester Pillows Available (See Page 5)  
Specify Exposed Wood Finish (See Page 6)

**WALLSAVER / STAND-UP RECLINER**

ITEM #:

SPECIFICATIONS | GRADES | LIST PRICES:

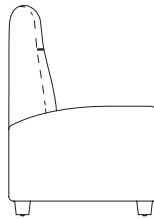
**ELECTRIC STAND-UP RECLINER / FULLY UPHOLSTERED**



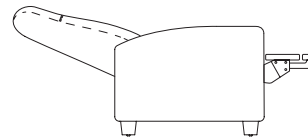
 Healthcare Motion

**Overall:** 33"w 35"d 42"h      **Arm:** 24.5"h      **COM:** 6.5 yds.  
**Seat:** 21.5"w 21.75"d 18"h      **Weight:** 145 lbs.      **COL:** n/a

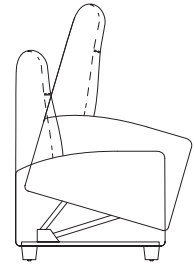
COM	COL	1	2	3	4	5	6	7	8	9	10	L1	L2
1512	N/A	2439	2586	2734	2881	3028	3176	3323	3470	3617	3765	N/A	N/A
<i>Tight Seat &amp; Back / Removable Upholstery / 350 lb. Weight Capacity</i>													
1512-R	N/A	511	658	805	952	1100	1247	1394	1542	1689	1836	N/A	N/A
<i>Replacement Upholstery Covers</i>													



Upright Position  
35"D



Full Recline Position  
66"D



Stand-Up Position  
59"H

 See Revival Healthcare Motion (Page 235)  
For Additional Electric Stand-Up Recliner.

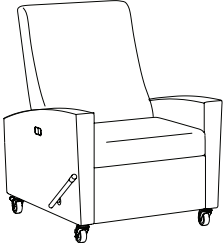





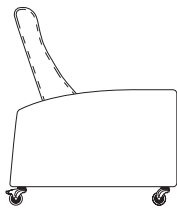
**DESCRIPTION:**

- Upholstery Frames: Steel, Plywood & Hardwood
- Seat: High Density Polyurethane Foam Over Sheet Webbing
- Back: High Density Polyurethane Foam Over Sinuous Wire Springs
- Upholstered Covers: Attached w/ Velcro / Removable For Maintenance
- Antimicrobial Moisture Barrier Fully Encapsulates All Foam Areas
- Double Needle Stitching Standard (Welting Optional - No Charge)
- Rotational & Directional Locking Casters (Rear)
- Leather Upholstery Not Available
- Lifetime Warranty

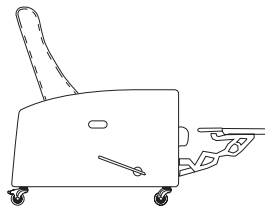
**OPTIONS:**

Layflat Medical Recliner Options (See Pages 156-160)  
 Feather Down & Polyester Pillows Available (See Page 5)

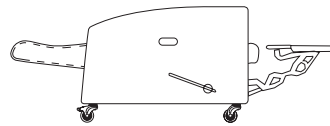
LAYFLAT MEDICAL RECLINER	ITEM #:	SPECIFICATIONS   GRADES   LIST PRICES:													
	<b>LAYFLAT / TRENDELENBURG RECLINER</b>	<b>Overall:</b> 32.75"w 38.5"d 45"h			<b>Arm:</b> 28"h			<b>COM:</b> 5.5 yds.							
		<b>Seat:</b> 24"w 20"d 20"h			<b>Weight:</b> 160 lbs.			<b>COL:</b> n/a							
		<b>COM</b>	<b>COL</b>	<b>1</b>	<b>2</b>	<b>3</b>	<b>4</b>	<b>5</b>	<b>6</b>	<b>7</b>	<b>8</b>	<b>9</b>	<b>10</b>	<b>L1</b>	<b>L2</b>
	<b>1513-L</b>	2604	N/A	2709	2833	2957	3080	3204	3328	3452	3575	3699	3823	N/A	N/A
	<i>Layflat / Tight Seat &amp; Back / Removable Upholstery / 500 lb. Weight Capacity</i>														
<b>1513-T</b>	2773	N/A	2870	2993	3117	3241	3364	3488	3612	3736	3859	3983	N/A	N/A	
	<i>Trendelenburg / Tight Seat &amp; Back / Removable Upholstery / 500 lb. Weight Capacity</i>														
<b>1513-R</b>	239	N/A	474	597	721	845	969	1092	1216	1340	1464	1587	N/A	N/A	
	<i>Replacement Upholstery Covers</i>														
															
	<b>BARIATRIC LAYFLAT / TRENDELENBURG RECLINER</b>	<b>Overall:</b> 37.75"w 38.5"d 45"h			<b>Arm:</b> 28"h			<b>COM:</b> 6 yds.							
		<b>Seat:</b> 29"w 20"d 20"h			<b>Weight:</b> 185 lbs.			<b>COL:</b> n/a							
		<b>COM</b>	<b>COL</b>	<b>1</b>	<b>2</b>	<b>3</b>	<b>4</b>	<b>5</b>	<b>6</b>	<b>7</b>	<b>8</b>	<b>9</b>	<b>10</b>	<b>L1</b>	<b>L2</b>
	<b>1513-XL</b>	2694	N/A	2818	2953	3089	3224	3360	3495	3631	3766	3902	4037	N/A	N/A
	<i>Layflat / Tight Seat &amp; Back / Removable Upholstery / 600 lb. Weight Capacity</i>														
<b>1513-XT</b>	2883	N/A	2997	3132	3268	3403	3539	3674	3810	3945	4081	4216	N/A	N/A	
	<i>Trendelenburg / Tight Seat &amp; Back / Removable Upholstery / 600 lb. Weight Capacity</i>														
<b>1513-XR</b>	244	N/A	502	638	773	909	1044	1180	1315	1451	1586	1722	N/A	N/A	
	<i>Replacement Upholstery Covers</i>														
															



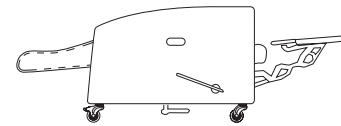
Upright Position  
38.5"D



Extended Footrest Position  
57.5"D



Layflat Position  
73.75"D






Trendelenburg Position  
74.75"D

 See Revival Healthcare Motion (Page 236)  
 And Evolve Healthcare Motion (Page 272)  
 For Additional Layflat Medical Recliners.

ARM CAPS / TABLETS	OPTION #:	SPECIFICATIONS   LIST PRICES   AVAILABILITY:
<b>SOLID WOOD ARM CAPS</b>		
<i>Overall: Dimensions Will Vary By Style</i>		
	<b>RWAC-1</b>	\$305 (Set Of 2) (1504 / 1505 Sleepover Lounge) - Specify Finish (1508 Asynchronous Patient Chair) - Specify Finish (1510-G Lounge Glider / 1510-SG Lounge Swivel Glider) - Specify Finish (1511 Wallsaver Recliner / 1511-X Bariatric Wallsaver Recliner) - Specify Finish
	<b>RWAC-2</b>	\$336 (Set Of 2) (1512 Electric Standup Recliner) - Specify Finish
	<b>RWAC-3</b>	\$336 (Set Of 2) (1513-L & 1513-T Medical Recliners / 1513-XL & 1513-XT Bariatric Medical Recliners) - Specify Finish
<b>POLYESTER ARM CAPS</b>		
<i>Overall: Dimensions Will Vary By Style</i>		
	<b>RPAC-1</b>	\$376 (Set Of 2) POLYESTER (1508 Asynchronous Patient Chair) (1510-G Lounge Glider / 1510-SG Lounge Swivel Glider) (1511 Wallsaver Recliner / 1511-X Bariatric Wallsaver Recliner)
<b>TABLET ARMS / CUP HOLDER</b>		
<i>Overall: 14" Diameter .75"h</i>		
 Laminate Tablet Arm Shown w/ Cup Holder	<b>TA-L</b>	\$352 Tablet Arm With 360° Rotation - High Pressure Laminate. (Specify Laminate / Specify Left Or Right Facing Arm Location)
 Veneer Tablet Arm Shown w/ Cup Holder	<b>TA-V</b>	\$404 Tablet Arm With 360° Rotation - Sunburst Cherry Veneer. (Specify Finish / Specify Left Or Right Facing Arm Location)
 Corian Tablet Arm Shown w/ Cup Holder	<b>TA-C</b>	\$525 Tablet Arm With 360° Rotation - White Corian. (Available In White Only / Specify Left Or Right Facing Arm Location)
	<b>CH-1</b>	\$84 Black Plastic Cup Holder (Only Available If Used With Tablet Arm)
	<b>CH-2</b>	\$126 Spun Aluminum Cup Holder (Only Available If Used With Tablet Arm)
<i>Available: Facelift Replay Sleepover Lounge</i>		
<b>FOLD DOWN TABLET ARM</b>		
<i>Overall: 14" Diameter .75"h</i>		
	<b>FDTA-L</b>	\$730 Tablet Arm With 360° Rotation - High Pressure Laminate. (Specify Laminate / Specify Left Or Right Facing Arm Location)
	<b>FDTA-V</b>	\$761 Tablet Arm With 360° Rotation - Sunburst Cherry Veneer. (Specify Finish / Specify Left Or Right Facing Arm Location)
	<b>FDTA-C</b>	\$903 Tablet Arm With 360° Rotation - White Corian. (Available In White Only / Specify Left Or Right Facing Arm Location)
<i>Available: Facelift Replay Sleepover Lounge</i>		

TABLETS / CASTERS	OPTION #:	SPECIFICATIONS   LIST PRICES   AVAILABILITY:
<p><b>DOUBLE ARTICULATING / SWIVEL TABLET ARM</b></p>	<p><b>Overall:</b> 14" Diameter .75"h</p> <hr/> <p><b>ATA-L</b> \$693 Tablet Arm With 360° Rotation - High Pressure Laminate. (Specify Laminate / Specify Left Or Right Facing Arm Location)</p> <p><b>ATA-V</b> \$725 Tablet Arm With 360° Rotation - Sunburst Cherry Veneer. (Specify Finish / Specify Left Or Right Facing Arm Location)</p> <p><b>ATA-C</b> \$872 Tablet Arm With 360° Rotation - White Corian. (Available In White Only / Specify Left Or Right Facing Arm Location)</p> <p><b>CH-1</b> \$84 Black Plastic Cup Holder (Only Available If Used With Tablet Arm)</p> <p><b>CH-2</b> \$126 Spun Aluminum Cup Holder (Only Available If Used With Tablet Arm)</p> <p><b>Available:</b> Facelift Replay Sleepover Lounge</p>	
<p><b>IN-LINE CASTERS</b></p> 	<p><b>Overall:</b> 2.75" Diameter 1.75"h</p> <hr/> <p><b>ILC</b> \$47 (Set Of Two) Single Direction In-Line Caster (Non-Locking / Specify Wood Finish / Specify Location)</p> <p><b>Available:</b> Facelift Replay Sleepover Lounge</p>	
<p><b>LOCKING / NON-LOCKING CASTERS</b></p>  <p>Locking Casters</p> <p>Non-Locking Casters</p>	<p><b>Overall:</b> 1.875"w 2.25"d 1.5"h (Locking) / 1.875"w 1.625"d 1.5"h (Non-Locking)</p> <hr/> <p><b>LC</b> \$26 (Set Of Two) Locking Casters (Black Finish / Specify Location)</p> <p><b>NLC</b> \$21 (Set Of Two) Non-Locking Casters (Black Finish / Specify Location)</p> <p><b>Available:</b> Facelift Replay Sleepover Lounge</p>	
<p><b>MEDICAL LOCKING / NON-LOCKING CASTERS</b></p>  <p>Locking Casters</p> <p>Non-Locking Casters</p>	<p><b>Overall:</b> 2.25"w 5"d 5.25"h (Locking) / 2"w 3.75"d 5.25"h (Non-Locking)</p> <hr/> <p><b>MLC</b> \$147 (Set Of Two) Locking Casters - Motion &amp; Direction (Gray Finish / Specify Location)</p> <p><b>MNLC</b> \$168 (Set Of Two) Non-Locking Casters - Single Direction (Gray Finish / Specify Location)</p> <p><b>Available:</b> Facelift Replay Electric Standup Recliner</p>	

LEGS / POWER / ELECTRIC / PUSH BAR OPTION #:	SPECIFICATIONS   LIST PRICES   AVAILABILITY:
<p><b>ALUMINUM LEGS</b></p> 	<p><b>Overall:</b> 2.25"w 2.25"d 2.25"h</p> <hr/> <p><b>ASL</b> \$284 (Set Of 4) <i>(Brushed Finish)</i></p> <p><b>Available:</b> <i>Facelift Replay Patient Chair / Glider (1508 / 1510 Models)</i></p>
<p><b>POWER / DATA MODULE</b></p> 	<p><b>Overall:</b> 5.25"w 1.25"d 4.25"h</p> <hr/> <p><b>PM1</b> \$683 (1-Power / 1-USB 2 Port Simplex Charger Standard) <i>Vertical / Horizontal Mount Power Module. Price Varies By Socket. Contact Customer Service For Quote. (Additional Colors Available)</i></p> <p><b>Available:</b> <i>Facelift Replay Sleepover Lounge</i></p>
<p><b>ELECTRIC RECLINE / BATTERY BACKUP / HEAT / MASSAGE</b></p>	<p><b>Overall:</b> N/A</p> <hr/> <p><b>ER-1</b> \$441 Electric Recline <i>Replaces Manual Mechanism On Any Wallsaver Model - Surface Mounts On Inside Arm (Specify Left Or Right Facing)</i></p> <p><b>ER-2</b> \$452 Electric Recline <i>Replaces Manual Mechanism On Any Layflat Model - Surface Mounts On Inside Arm (Specify Left Or Right Facing)</i></p> <p><b>BB</b> \$263 Battery Backup <i>Allows Any Wallsaver, Layflat, Or Standup Electric Recliner To Be Cordless - Surface Mounts On Inside Arm (Specify Left Or Right Facing)</i></p> <p><b>HM</b> \$1323 Heat &amp; Massage <i>Add Heat &amp; Massage To Any Wallsaver, Layflat, Or Standup Electric Recliner - Surface Mounts On Inside Arm (Specify Left Or Right Facing)</i></p> <p><b>H</b> \$1181 Heat <i>Add Heat Only To Any Wallsaver, Layflat, Or Standup Electric Recliner - Surface Mounts On Inside Arm (Specify Left Or Right Facing)</i></p> <p><b>Available:</b> <i>Facelift Replay Recliners</i></p>
<p><b>PUSH BAR</b></p> 	<p><b>Overall:</b> 18.5"w 3.5"d 1"h</p> <hr/> <p><b>PB</b> \$189 <i>(Black Finish)</i></p> <p><b>Available:</b> <i>Facelift Replay Medical Recliners</i></p>

I.V. POLE / SIDE TRAY / BAG HOLDER / BUCKLE / FOOTREST	OPTION #:	SPECIFICATIONS   LIST PRICES   AVAILABILITY:
<p>I.V. POLE</p> 	<p><b>IV</b></p> <p><b>Overall:</b> 10"w 2.5"d 39.5" / 69.75"h</p> <hr/> <p><b>\$347</b>  <i>Height Adjustable I.V. Pole (Chrome &amp; Black Finish / Specify Left Or Right Facing Location)</i></p> <p><b>Available: Facelift Replay Medical Recliners</b></p>	
<p>SIDE TRAY</p> 	<p><b>Overall:</b> 12.75"w 10"d 4"h (Small Side Tray) / 17"w 10"d 4"h (Large Side Tray)</p> <hr/> <p><b>ST-1</b> <b>\$200</b>  <i>Drop-Down Side Tray (Small Side Tray)</i></p> <p><b>ST-2</b> <b>\$273</b>  <i>Drop-Down Side Tray (Large Side Tray)</i></p> <p><b>Available: Facelift Replay Medical Recliners</b>  <i>Note: If A Medical Recliner With A Manual Mechanism Is Selected, The Standard Side Tray Location Will Be Front Right Facing</i></p>	
<p>BAG HOLDER / PERSONAL RESTRAINT BUCKLE</p> 	<p><b>Overall:</b> 2.19"w .38"d 2.56"h</p> <hr/> <p><b>BH</b> <b>\$53</b>  <i>Bag Holder (Brushed Finish / Specify Left Or Right Facing Location)</i></p> <p><b>RB</b> <b>\$95 Pair</b>  <i>Personal Restraint Buckle (Brushed Finish)</i></p> <p><b>Available: Facelift Replay Medical Recliners</b></p>	
<p>FOOTREST</p> 	<p><b>Overall:</b> 16"w 8"d .1875"h</p> <hr/> <p><b>FR</b> <b>\$247</b>  <i>(Black Finish)</i></p> <p><b>Available: Facelift Replay Medical Recliners</b></p>	

OXYGEN TANK HOLDER / COVERS / SPRINGS	OPTION #:	SPECIFICATIONS   LIST PRICES   AVAILABILITY:
<p>OXYGEN TANK HOLDER</p> 	<p><b>OH</b></p> <p><b>Overall:</b> 4.75" Diameter 9.75"h</p> <hr/> <p><b>\$194</b>  <i>Black Metal Oxygen Tank Holder Holds a 4.375" Diameter Oxygen Tank (Not Included) (Specify Left Or Right Facing Location)</i></p> <p><b>Available:</b> <i>Facelift Replay Medical Recliners</i></p>	
<p>CONTRASTING COVERS</p> 	<p><b>CC</b></p> <p><b>Overall:</b> N/A</p> <hr/> <p><b>\$105</b>  <i>NOTE: If Two Or More Upholsteries Or Leathers Are Used On Any Piece Of Furniture, Then A Contrast Charge Will Apply Per Order. When Using Trinity Upholstery, The Higher Priced Upholstery Grade Will Be Used In Pricing, Unless It's Trinity Leather With Fabric Contrast Welt, Or COM With Trinity Contrast Welt, Then Contact Customer Service For Pricing.</i></p> <p><b>Available:</b> <i>Facelift Replay Healthcare Motion</i></p>	
<p>TRI-COIL SPRING SYSTEM SEAT CUSHION</p>	<p><b>Overall:</b> 23.5"w 20"d 6"h</p> <hr/> <p><b>TCS</b> Contact Customer Service  <i>Tri-Coil Spring System. (Standard Unit Widths)</i></p> <p><b>TCSB</b> Contact Customer Service  <i>Tri-Coil Spring System. (Bariatric Widths)</i></p> <p><b>Available:</b> <i>Facelift Replay Recliners</i></p>	

# FACELIFT FAIR & SQUARE

---

LOUNGE / TANDEM / BENCHES / TABLES

Effective: January 1, 2017

Modified: May 1, 2018

T R I N I T Y

<b>Date:</b>	<b>Page:</b>	<b>Modification:</b>	<b>Description:</b>
5-1-18	All Pages	5% Price Increase	Price List Reflects 5% Increase To January 1, 2017
9-4-18	Page 163	Price Correction	Price Correction For Item #: 1550



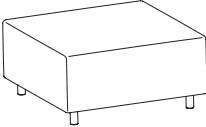
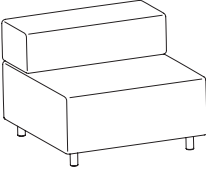
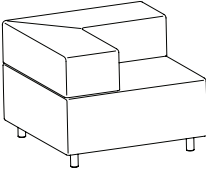
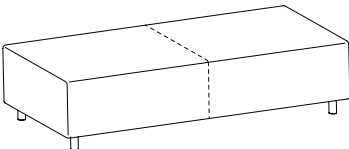
**DESCRIPTION:**

- Upholstery Frames: Plywood & Hardwood
- Seat: High Density Polyurethane Foam Over Sheet Webbing
- Upholstered Covers: Attached w/ Velcro / Removable For Maintenance
- Antimicrobial Moisture Barrier Fully Encapsulates All Foam Areas
- Ganging Straps Standard
- Brushed Aluminum Round Legs / Removable For Maintenance
- Leather Upholstery Is Available
- Lifetime Warranty

**OPTIONS:**

USB-1 USB In Back (2 Ports Available - Specify Left or Right Facing).....\$150  
 Feather Down & Polyester Pillows Available (See Page 5)

**NOTE: Additional Seaming May Be Required If Fabric Is Railroaded.**

TANDEM		ITEM #:	SPECIFICATIONS   GRADES   LIST PRICES:													
			<b>Overall:</b> 36"w 36"d 18"h			<b>Arm:</b> n/a			<b>COM:</b> 2.5 yds.							
			<b>Seat:</b> 36"w 36"d 18"h			<b>Weight:</b> 62 lbs.			<b>COL:</b> 45 sq.ft.							
			<b>COM</b>	<b>COL</b>	<b>1</b>	<b>2</b>	<b>3</b>	<b>4</b>	<b>5</b>	<b>6</b>	<b>7</b>	<b>8</b>	<b>9</b>	<b>10</b>	<b>L1</b>	<b>L2</b>
	<b>1550</b>		794	873	857	910	963	1016	1069	1122	1175	1228	1281	1334	1390	1581
			<i>Tight Seat / Removable Upholstery</i>													
	<b>1550-R</b>		101	111	261	314	367	420	473	526	580	633	686	739	786	977
			<i>Replacement Upholstery Covers</i>													
			<b>Overall:</b> 36"w 36"d 28"h			<b>Arm:</b> n/a			<b>COM:</b> 3.25 yds.							
			<b>Seat:</b> 36"w 22"d 18"h			<b>Weight:</b> 70 lbs.			<b>COL:</b> 59 sq.ft.							
			<b>COM</b>	<b>COL</b>	<b>1</b>	<b>2</b>	<b>3</b>	<b>4</b>	<b>5</b>	<b>6</b>	<b>7</b>	<b>8</b>	<b>9</b>	<b>10</b>	<b>L1</b>	<b>L2</b>
	<b>1551</b>		1160	1276	1238	1309	1380	1450	1521	1592	1663	1733	1804	1875	1950	2204
			<i>Tight Seat &amp; Back / Removable Upholstery</i>													
	<b>1551-R</b>		131	144	265	336	406	477	548	618	689	760	831	901	965	1219
			<i>Replacement Upholstery Covers</i>													
			<b>Overall:</b> 36"w 36"d 28"h			<b>Arm:</b> n/a			<b>COM:</b> 4 yds.							
			<b>Seat:</b> 36"w 22"d 18"h			<b>Weight:</b> 74 lbs.			<b>COL:</b> 72 sq.ft.							
			<b>COM</b>	<b>COL</b>	<b>1</b>	<b>2</b>	<b>3</b>	<b>4</b>	<b>5</b>	<b>6</b>	<b>7</b>	<b>8</b>	<b>9</b>	<b>10</b>	<b>L1</b>	<b>L2</b>
	<b>1552</b>		1359	1495	1461	1550	1638	1727	1815	1903	1992	2080	2168	2257	2354	2672
			<i>Tight Seat &amp; Back / Removable Upholstery</i>													
	<b>1552-R</b>		173	190	340	429	517	605	694	782	871	959	1047	1136	1218	1536
			<i>Replacement Upholstery Covers</i>													
			<b>Overall:</b> 72"w 36"d 18"h			<b>Arm:</b> n/a			<b>COM:</b> 4.5 yds.							
			<b>Seat:</b> 72"w 36"d 18"h			<b>Weight:</b> 121 lbs.			<b>COL:</b> 81 sq.ft.							
			<b>COM</b>	<b>COL</b>	<b>1</b>	<b>2</b>	<b>3</b>	<b>4</b>	<b>5</b>	<b>6</b>	<b>7</b>	<b>8</b>	<b>9</b>	<b>10</b>	<b>L1</b>	<b>L2</b>
	<b>1555</b>		1169	1286	1306	1406	1506	1606	1707	1807	1907	2007	2107	2207	2301	2661
			<i>Tight Seat / Removable Upholstery</i>													
	<b>1555-R</b>		153	168	345	445	545	646	746	846	946	1046	1146	1246	1330	1690
			<i>Replacement Upholstery Covers</i>													

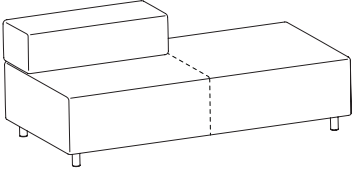
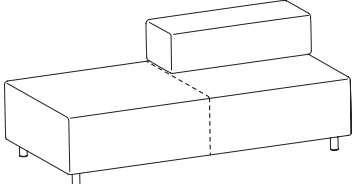
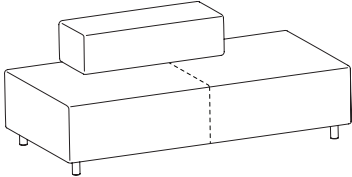
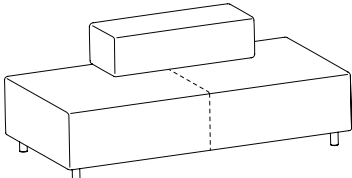
**DESCRIPTION:**

- Upholstery Frames: Plywood & Hardwood
- Seat: High Density Polyurethane Foam Over Sheet Webbing
- Upholstered Covers: Attached w/ Velcro / Removable For Maintenance
- Antimicrobial Moisture Barrier Fully Encapsulates All Foam Areas
- Ganging Straps Standard
- Brushed Aluminum Round Legs / Removable For Maintenance
- Leather Upholstery Is Available
- Lifetime Warranty

**OPTIONS:**

USB-1 USB In Back (2 Ports Available - Specify Left or Right Facing).....\$150  
 Feather Down & Polyester Pillows Available (See Page 5)

**NOTE: Additional Seaming May Be Required If Fabric Is Railroaded.**

TANDEM		ITEM #:	SPECIFICATIONS   GRADES   LIST PRICES:													
			<b>Overall:</b> 72"w 36"d 28"h			<b>Arm:</b> n/a			<b>COM:</b> 5.25 yds.							
			<b>Seat:</b> 72"w 22"/36"d 18"h			<b>Weight:</b> 129 lbs.			<b>COL:</b> 95 sq.ft.							
			<b>COM</b>	<b>COL</b>	<b>1</b>	<b>2</b>	<b>3</b>	<b>4</b>	<b>5</b>	<b>6</b>	<b>7</b>	<b>8</b>	<b>9</b>	<b>10</b>	<b>L1</b>	<b>L2</b>
	<b>1556</b>		1612	1774	1760	1878	1996	2114	2231	2349	2467	2585	2703	2821	2935	3359
			<i>Tight Seat &amp; Back / Removable Upholstery</i>													
	<b>1556-R</b>		193	213	418	536	654	772	890	1008	1126	1243	1361	1479	1580	2004
			<i>Replacement Upholstery Covers</i>													
			<b>Overall:</b> 72"w 36"d 28"h			<b>Arm:</b> n/a			<b>COM:</b> 5.25 yds.							
			<b>Seat:</b> 72"w 22"/36"d 18"h			<b>Weight:</b> 129 lbs.			<b>COL:</b> 95 sq.ft.							
			<b>COM</b>	<b>COL</b>	<b>1</b>	<b>2</b>	<b>3</b>	<b>4</b>	<b>5</b>	<b>6</b>	<b>7</b>	<b>8</b>	<b>9</b>	<b>10</b>	<b>L1</b>	<b>L2</b>
	<b>1557</b>		1612	1774	1760	1878	1996	2114	2231	2349	2467	2585	2703	2821	2935	3359
			<i>Tight Seat &amp; Back / Removable Upholstery</i>													
	<b>1557-R</b>		193	213	418	536	654	772	890	1008	1126	1243	1361	1479	1580	2004
			<i>Replacement Upholstery Covers</i>													
			<b>Overall:</b> 72"w 36"d 28"h			<b>Arm:</b> n/a			<b>COM:</b> 5.25 yds.							
			<b>Seat:</b> 72"w 22"d 18"h			<b>Weight:</b> 129 lbs.			<b>COL:</b> 95 sq.ft.							
			<b>COM</b>	<b>COL</b>	<b>1</b>	<b>2</b>	<b>3</b>	<b>4</b>	<b>5</b>	<b>6</b>	<b>7</b>	<b>8</b>	<b>9</b>	<b>10</b>	<b>L1</b>	<b>L2</b>
	<b>1558</b>		1612	1774	1760	1878	1996	2114	2231	2349	2467	2585	2703	2821	2935	3359
			<i>Tight Seat &amp; Back / Removable Upholstery</i>													
	<b>1558-R</b>		193	213	418	536	654	772	890	1008	1126	1243	1361	1479	1580	2004
			<i>Replacement Upholstery Covers</i>													
			<b>Overall:</b> 72"w 36"d 28"h			<b>Arm:</b> n/a			<b>COM:</b> 5.25 yds.							
			<b>Seat:</b> 72"w 22"d 18"h			<b>Weight:</b> 129 lbs.			<b>COL:</b> 95 sq.ft.							
			<b>COM</b>	<b>COL</b>	<b>1</b>	<b>2</b>	<b>3</b>	<b>4</b>	<b>5</b>	<b>6</b>	<b>7</b>	<b>8</b>	<b>9</b>	<b>10</b>	<b>L1</b>	<b>L2</b>
	<b>1559</b>		1612	1774	1760	1878	1996	2114	2231	2349	2467	2585	2703	2821	2935	3359
			<i>Tight Seat &amp; Back / Removable Upholstery</i>													
	<b>1559-R</b>		193	213	418	536	654	772	890	1008	1126	1243	1361	1479	1580	2004
			<i>Replacement Upholstery Covers</i>													

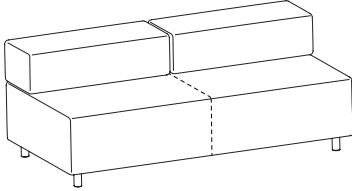
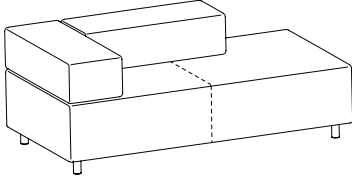
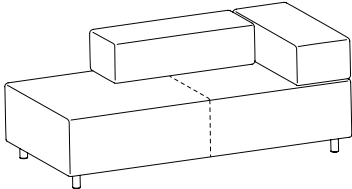
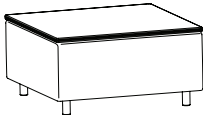
**DESCRIPTION:**

- Upholstery Frames: Plywood & Hardwood
- Seat: High Density Polyurethane Foam Over Sheet Webbing
- Upholstered Covers: Attached w/ Velcro / Removable For Maintenance
- Antimicrobial Moisture Barrier Fully Encapsulates All Foam Areas
- Ganging Straps Standard
- Brushed Aluminum Round Legs / Removable For Maintenance
- Leather Upholstery Is Available
- Lifetime Warranty

**OPTIONS:**

- USB-1 USB In Back (2 Ports Available - Specify Left or Right Facing).....\$150
- Feather Down & Polyester Pillows Available (See Page 5)

**NOTE: Additional Seaming May Be Required If Fabric Is Railroaded.**


TANDEM		ITEM #:	SPECIFICATIONS   GRADES   LIST PRICES:													
			<b>Overall:</b> 72"w 36"d 28"h			<b>Arm:</b> n/a			<b>COM:</b> 6 yds.							
			<b>Seat:</b> 72"w 22"d 18"h			<b>Weight:</b> 137 lbs.			<b>COL:</b> 108 sq.ft.							
			<b>COM</b>	<b>COL</b>	<b>1</b>	<b>2</b>	<b>3</b>	<b>4</b>	<b>5</b>	<b>6</b>	<b>7</b>	<b>8</b>	<b>9</b>	<b>10</b>	<b>L1</b>	<b>L2</b>
	<b>1560</b>		1957	2153	2122	2257	2393	2528	2664	2799	2935	3070	3206	3341	3479	3967
			<i>Tight Seat &amp; Back / Removable Upholstery</i>													
	<b>1560-R</b>		224	246	482	618	753	889	1024	1160	1295	1431	1567	1702	1819	2306
			<i>Replacement Upholstery Covers</i>													
			<b>Overall:</b> 72"w 36"d 28"h			<b>Arm:</b> n/a			<b>COM:</b> 6 yds.							
			<b>Seat:</b> 72"w 22"/36"d 18"h			<b>Weight:</b> 137 lbs.			<b>COL:</b> 108 sq.ft.							
			<b>COM</b>	<b>COL</b>	<b>1</b>	<b>2</b>	<b>3</b>	<b>4</b>	<b>5</b>	<b>6</b>	<b>7</b>	<b>8</b>	<b>9</b>	<b>10</b>	<b>L1</b>	<b>L2</b>
	<b>1561</b>		1957	2153	2122	2257	2393	2528	2664	2799	2935	3070	3206	3341	3479	3967
			<i>Tight Seat &amp; Back / Removable Upholstery</i>													
	<b>1561-R</b>		224	246	482	618	753	889	1024	1160	1295	1431	1567	1702	1819	2306
			<i>Replacement Upholstery Covers</i>													
			<b>Overall:</b> 72"w 36"d 28"h			<b>Arm:</b> n/a			<b>COM:</b> 6 yds.							
			<b>Seat:</b> 72"w 22"/36"d 18"h			<b>Weight:</b> 137 lbs.			<b>COL:</b> 108 sq.ft.							
			<b>COM</b>	<b>COL</b>	<b>1</b>	<b>2</b>	<b>3</b>	<b>4</b>	<b>5</b>	<b>6</b>	<b>7</b>	<b>8</b>	<b>9</b>	<b>10</b>	<b>L1</b>	<b>L2</b>
	<b>1562</b>		1957	2153	2122	2257	2393	2528	2664	2799	2935	3070	3206	3341	3479	3967
			<i>Tight Seat &amp; Back / Removable Upholstery</i>													
	<b>1562-R</b>		224	246	482	618	753	889	1024	1160	1295	1431	1567	1702	1819	2306
			<i>Replacement Upholstery Covers</i>													
			<b>Overall:</b> 36"w 36"d 19"h			<b>Arm:</b> n/a			<b>COM:</b> 2.25 yds.							
			<b>Seat:</b> n/a			<b>Weight:</b> 103 lbs.			<b>COL:</b> 41 sq.ft.							
			<b>COM</b>	<b>COL</b>	<b>1</b>	<b>2</b>	<b>3</b>	<b>4</b>	<b>5</b>	<b>6</b>	<b>7</b>	<b>8</b>	<b>9</b>	<b>10</b>	<b>L1</b>	<b>L2</b>
	<b>1564-L</b>		1243	1367	1269	1316	1363	1411	1458	1505	1552	1599	1646	1693	1745	1915
			<i>High Pressure Laminate Face / Multi-Ply Edge</i>													
	<b>1564-R</b>		101	111	261	314	367	420	473	526	580	633	686	739	786	977
			<i>Replacement Upholstery Covers</i>													

**DESCRIPTION:**

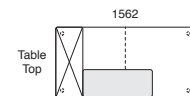
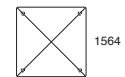
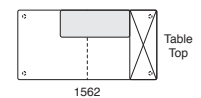
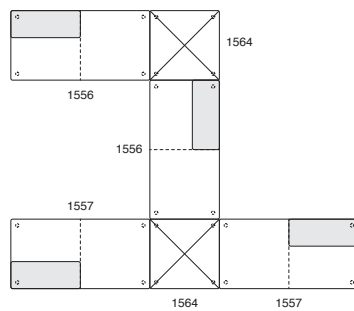
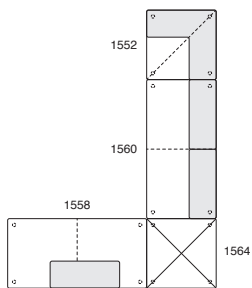
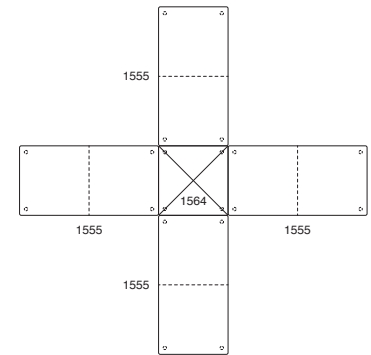
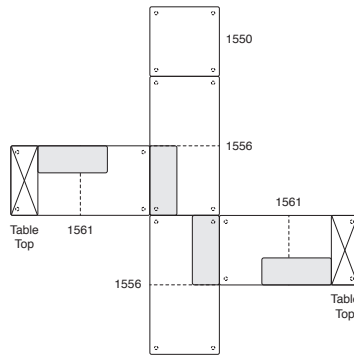
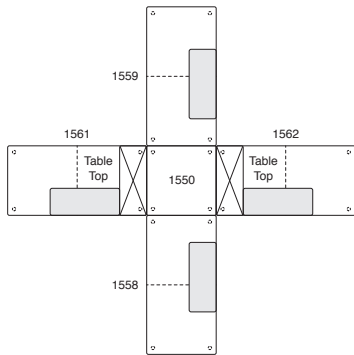
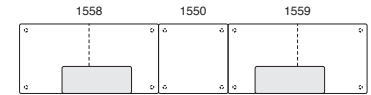
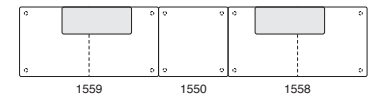
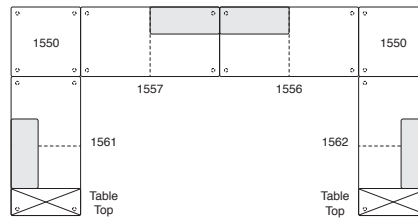
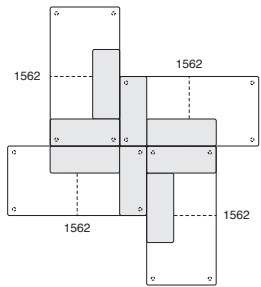
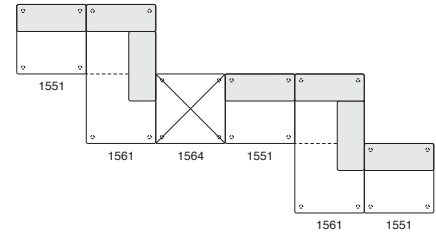
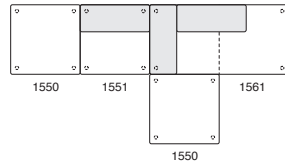
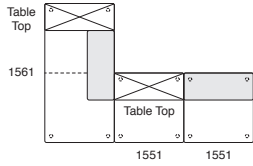
- High Pressure Laminate Face
- Multi-Ply Edge
- Lifetime Warranty



**OPTIONS:**

Specify Laminate (See Page 6)

TANDEM	ITEM #:	SPECIFICATIONS   GRADES   LIST PRICES:																
<p>TABLE TOP ONLY / CAN BE SUBSTITUTED FOR ANY BACK</p> 		<p><b>Overall:</b> 36"w 14"d 1"h <b>Seat:</b> n/a</p>	<p><b>Arm:</b> n/a <b>Weight:</b> 16 lbs.</p>	<p><b>COM:</b> n/a <b>COL:</b> n/a</p>	COM	COL	1	2	3	4	5	6	7	8	9	10	L1	L2
	<p>T1-L</p> <p>105 High Pressure Laminate Face / Multi-Ply Edge</p>																	

Configuration Examples



POWER / COVERS	OPTION #:	SPECIFICATIONS   LIST PRICES   AVAILABILITY:
<p>DUAL CHARGING USB</p> 	<p><b>USB-1</b></p>	<p><i>Overall: 2"w 2"d .1875"h</i></p> <hr/> <p><b>\$150 (Per Arm)</b>  <i>Spill-Proof Technology / 2 Amps Per Port / Multiple Finish Options / Storm Color Standard (Specify Left or Right Facing)</i></p> <p><i>Available: Facelift Fair &amp; Square Collection</i></p>
<p>CONTRASTING COVERS</p> 	<p><b>CC</b></p>	<p><i>Overall: N/A</i></p> <hr/> <p><b>\$105</b>  <i>NOTE: If Two Or More Upholsteries Or Leathers Are Used On Any Piece Of Furniture, Then A Contrast Charge Will Apply Per Order. When Using Trinity Upholstery, The Higher Priced Upholstery Grade Will Be Used In Pricing, Unless It's Trinity Leather With Fabric Contrast Welt, Or COM With Trinity Contrast Welt, Then Contact Customer Service For Pricing.</i></p> <p><i>Available: Facelift Fair &amp; Square Collection</i></p>

# FACELIFT *SERPENTINE*

---

LOUNGE / TANDEM / BENCHES / TABLES

Effective: January 1, 2017

**Modified: May 1, 2018**

## NOTICE

Please note that we are discontinuing the standard blade leg on our Serpentine Collection. The new standard leg will now be the brushed aluminum round leg. Moving forward, all Serpentine orders will be manufactured with the brushed aluminum round leg. We will still offer the options of the round wooden leg and the tapered aluminum leg, but the blade leg will not be available as an option.

T R I N I T Y

<b>Date:</b>	<b>Page:</b>	<b>Modification:</b>	<b>Description:</b>
5-1-18	All Pages	5% Price Increase	Price List Reflects 5% Increase To January 1, 2017
8-7-19	All Pages	Product Leg Change	Blade Leg Discontinued / Brushed Aluminum Round Now Standard






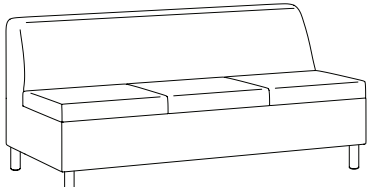
**DESCRIPTION:**

- Upholstery Frames: Plywood & Hardwood
- Seat: High Density Polyurethane Foam Over Sheet Webbing
- Back: High Density Polyurethane Foam Over Strap Webbing
- Upholstered Covers: Attached w/ Velcro / Removable For Maintenance
- Antimicrobial Moisture Barrier Fully Encapsulates All Foam Areas
- Ganging Straps Standard
- Brushed Aluminum Round Legs Standard / Removable For Maintenance
- Leather Upholstery Is Not Available
- Lifetime Warranty

**OPTIONS:**

(See Pages 180-184)

Feather Down & Polyester Pillows Available (See Page 5)

LOUNGE / TANDEM	ITEM #:	SPECIFICATIONS   GRADES   LIST PRICES:														
<p><b>STRAIGHT LOUNGE SECTION / FULLY UPHOLSTERED</b></p> 		<p><b>Overall:</b> 22"w 30"d 32"h <b>Seat:</b> 22"w 19.5"d 18"h</p>	<p><b>Arm:</b> n/a <b>Weight:</b> 45 lbs.</p>	<p><b>COM:</b> 2.5 yds. <b>COL:</b> n/a</p>												
	1571	COM	COL	1	2	3	4	5	6	7	8	9	10	L1	L2	
		993	N/A	1044	1098	1151	1204	1257	1310	1363	1416	1469	1522	N/A	N/A	
		<i>Tight Seat &amp; Back / Removable Upholstery</i>														
	1571-R	133	N/A	232	285	338	391	444	497	550	603	656	709	N/A	N/A	
		<i>Replacement Upholstery Covers</i>														
<p><b>STRAIGHT BARIATRIC LOUNGE SECTION / FULLY UPHOLSTERED</b></p> 		<p><b>Overall:</b> 30"w 30"d 32"h <b>Seat:</b> 30"w 19.5"d 18"h</p>	<p><b>Arm:</b> n/a <b>Weight:</b> 65 lbs.</p>	<p><b>COM:</b> 3 yds. <b>COL:</b> n/a</p>												
	1571-X	COM	COL	1	2	3	4	5	6	7	8	9	10	L1	L2	
		1087	N/A	1158	1222	1287	1352	1417	1482	1546	1611	1676	1741	N/A	N/A	
		<i>Tight Seat &amp; Back / Removable Upholstery</i>														
	1571-XR	138	N/A	260	325	390	455	520	585	649	714	779	844	N/A	N/A	
		<i>Replacement Upholstery Covers</i>														
<p><b>STRAIGHT TWO PLACE LOUNGE SECTION / FULLY UPHOLSTERED</b></p> 		<p><b>Overall:</b> 44"w 30"d 32"h <b>Seat:</b> 44"w 19.5"d 18"h</p>	<p><b>Arm:</b> n/a <b>Weight:</b> 80 lbs.</p>	<p><b>COM:</b> 4.25 yds. <b>COL:</b> n/a</p>												
	1572	COM	COL	1	2	3	4	5	6	7	8	9	10	L1	L2	
		1499	N/A	1606	1700	1794	1889	1983	2077	2171	2266	2360	2454	N/A	N/A	
		<i>Tight Seat &amp; Back / Removable Upholstery</i>														
	1572-R	148	N/A	328	422	517	611	705	799	894	988	1082	1177	N/A	N/A	
		<i>Replacement Upholstery Covers</i>														
<p><b>STRAIGHT THREE PLACE LOUNGE SECTION / FULLY UPHOLSTERED</b></p> 		<p><b>Overall:</b> 66"w 30"d 32"h <b>Seat:</b> 66"w 19.5"d 18"h</p>	<p><b>Arm:</b> n/a <b>Weight:</b> 95 lbs.</p>	<p><b>COM:</b> 5.5 yds. <b>COL:</b> n/a</p>												
	1573	COM	COL	1	2	3	4	5	6	7	8	9	10	L1	L2	
		2076	N/A	2211	2334	2458	2582	2705	2829	2953	3077	3200	3324	N/A	N/A	
		<i>Tight Seat &amp; Back / Removable Upholstery</i>														
	1573-R	193	N/A	430	553	677	801	924	1048	1172	1296	1419	1543	N/A	N/A	
		<i>Replacement Upholstery Covers</i>														





**DESCRIPTION:**

- Upholstery Frames: Plywood & Hardwood
- Seat: High Density Polyurethane Foam Over Sheet Webbing
- Back: High Density Polyurethane Foam Over Strap Webbing
- Upholstered Covers: Attached w/ Velcro / Removable For Maintenance
- Antimicrobial Moisture Barrier Fully Encapsulates All Foam Areas
- Ganging Straps Standard
- Brushed Aluminum Round Legs Standard / Removable For Maintenance
- Leather Upholstery Is Not Available
- Lifetime Warranty

**OPTIONS:**

(See Pages 180-184)

Feather Down & Polyester Pillows Available (See Page 5)

TANDEM		ITEM #:	SPECIFICATIONS   GRADES   LIST PRICES:													
			<b>Overall:</b> 34"w 30"d 32"h		<b>Arm:</b> n/a		<b>COM:</b> 3.25 yds.									
			<b>Seat:</b> 28"w 19.5"d 18"h		<b>Weight:</b> 50 lbs.		<b>COL:</b> n/a									
			<b>COM</b>	<b>COL</b>	<b>1</b>	<b>2</b>	<b>3</b>	<b>4</b>	<b>5</b>	<b>6</b>	<b>7</b>	<b>8</b>	<b>9</b>	<b>10</b>	<b>L1</b>	<b>L2</b>
	<b>1574</b>		N/A	1253	1324	1395	1466	1536	1607	1678	1748	1819	1890	N/A	N/A	
			<i>Tight Seat &amp; Back / 60" Radius / Removable Upholstery</i>													
	<b>1574-R</b>		N/A	282	353	424	494	565	636	565	618	671	724	N/A	N/A	
			<i>Replacement Upholstery Covers</i>													
			<b>Overall:</b> 34"w 30"d 32"h		<b>Arm:</b> n/a		<b>COM:</b> 3.25 yds.									
			<b>Seat:</b> 34"w 19.5"d 18"h		<b>Weight:</b> 45 lbs.		<b>COL:</b> n/a									
			<b>COM</b>	<b>COL</b>	<b>1</b>	<b>2</b>	<b>3</b>	<b>4</b>	<b>5</b>	<b>6</b>	<b>7</b>	<b>8</b>	<b>9</b>	<b>10</b>	<b>L1</b>	<b>L2</b>
	<b>1575</b>		N/A	1205	1275	1346	1417	1487	1558	1629	1699	1770	1841	N/A	N/A	
			<i>Tight Seat &amp; Back / 60" Radius / Removable Upholstery</i>													
	<b>1575-R</b>		N/A	271	342	412	483	554	625	695	766	837	907	N/A	N/A	
			<i>Replacement Upholstery Covers</i>													
			<b>Overall:</b> 32"w 30"d 32"h		<b>Arm:</b> n/a		<b>COM:</b> 2.75 yds.									
			<b>Seat:</b> 25.5"w 19.5"d 18"h		<b>Weight:</b> 50 lbs.		<b>COL:</b> n/a									
			<b>COM</b>	<b>COL</b>	<b>1</b>	<b>2</b>	<b>3</b>	<b>4</b>	<b>5</b>	<b>6</b>	<b>7</b>	<b>8</b>	<b>9</b>	<b>10</b>	<b>L1</b>	<b>L2</b>
	<b>1576</b>		N/A	1159	1218	1277	1336	1395	1454	1513	1572	1631	1689	N/A	N/A	
			<i>Tight Seat &amp; Back / 30" Radius / Removable Upholstery</i>													
	<b>1576-R</b>		N/A	254	313	372	431	490	549	608	666	725	784	N/A	N/A	
			<i>Replacement Upholstery Covers</i>													
			<b>Overall:</b> 32"w 30"d 32"h		<b>Arm:</b> n/a		<b>COM:</b> 2.75 yds.									
			<b>Seat:</b> 32"w 19.5"d 18"h		<b>Weight:</b> 45 lbs.		<b>COL:</b> n/a									
			<b>COM</b>	<b>COL</b>	<b>1</b>	<b>2</b>	<b>3</b>	<b>4</b>	<b>5</b>	<b>6</b>	<b>7</b>	<b>8</b>	<b>9</b>	<b>10</b>	<b>L1</b>	<b>L2</b>
	<b>1577</b>		N/A	1129	1188	1247	1306	1365	1424	1483	1542	1600	1659	N/A	N/A	
			<i>Tight Seat &amp; Back / 30" Radius / Removable Upholstery</i>													
	<b>1577-R</b>		N/A	243	302	361	420	478	537	1115	1239	1362	1486	N/A	N/A	
			<i>Replacement Upholstery Covers</i>													


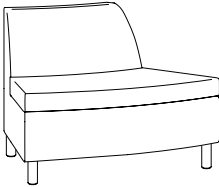


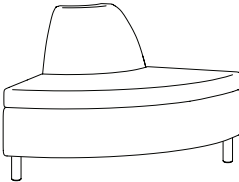
**DESCRIPTION:**

- Upholstery Frames: Plywood & Hardwood
- Seat: High Density Polyurethane Foam Over Sheet Webbing
- Back: High Density Polyurethane Foam Over Strap Webbing
- Upholstered Covers: Attached w/ Velcro / Removable For Maintenance
- Antimicrobial Moisture Barrier Fully Encapsulates All Foam Areas
- Ganging Straps Standard
- Brushed Aluminum Round Legs Standard / Removable For Maintenance
- Leather Upholstery Is Not Available
- Lifetime Warranty

**OPTIONS:**

(See Pages 180-184)

Feather Down & Polyester Pillows Available (See Page 5)

TANDEM		ITEM #:	SPECIFICATIONS   GRADES   LIST PRICES:													
			<b>Overall:</b> 46.5"w 30"d 32"h			<b>Arm:</b> n/a			<b>COM:</b> 3.5 yds.							
			<b>Seat:</b> 37.5"w 19.5"d 18"h			<b>Weight:</b> 50 lbs.			<b>COL:</b> n/a							
			<b>COM</b>	<b>COL</b>	<b>1</b>	<b>2</b>	<b>3</b>	<b>4</b>	<b>5</b>	<b>6</b>	<b>7</b>	<b>8</b>	<b>9</b>	<b>10</b>	<b>L1</b>	<b>L2</b>
	<b>1578</b>		1402	N/A	1478	1555	1632	1708	1785	1861	1938	2014	2091	2168	N/A	N/A
			<i>Tight Seat &amp; Back / 30" Radius / Removable Upholstery</i>													
	<b>1578-R</b>		168	N/A	312	388	465	542	618	695	771	848	925	1001	N/A	N/A
			<i>Replacement Upholstery Covers</i>													
			<b>Overall:</b> 46.5"w 30"d 32"h			<b>Arm:</b> n/a			<b>COM:</b> 3.25 yds.							
			<b>Seat:</b> 46.5"w 19.5"d 18"h			<b>Weight:</b> 50 lbs.			<b>COL:</b> n/a							
			<b>COM</b>	<b>COL</b>	<b>1</b>	<b>2</b>	<b>3</b>	<b>4</b>	<b>5</b>	<b>6</b>	<b>7</b>	<b>8</b>	<b>9</b>	<b>10</b>	<b>L1</b>	<b>L2</b>
	<b>1579</b>		1352	N/A	1419	1490	1561	1632	1702	1773	1844	1914	1985	2056	N/A	N/A
			<i>Tight Seat &amp; Back / 30" Radius / Removable Upholstery</i>													
	<b>1579-R</b>		168	N/A	300	371	441	512	583	653	724	795	866	936	N/A	N/A
			<i>Replacement Upholstery Covers</i>													
			<b>Overall:</b> 30"w 30"d 32"h			<b>Arm:</b> n/a			<b>COM:</b> 3.5 yds.							
			<b>Seat:</b> 19.5"w 19.5"d 18"h			<b>Weight:</b> 80 lbs.			<b>COL:</b> n/a							
			<b>COM</b>	<b>COL</b>	<b>1</b>	<b>2</b>	<b>3</b>	<b>4</b>	<b>5</b>	<b>6</b>	<b>7</b>	<b>8</b>	<b>9</b>	<b>10</b>	<b>L1</b>	<b>L2</b>
	<b>1580</b>		1436	N/A	1463	1516	1569	1622	1676	1729	1782	1835	1888	1941	N/A	N/A
			<i>Tight Seat &amp; Back / Removable Upholstery</i>													
	<b>1580-R</b>		189	N/A	368	462	556	650	745	839	603	656	709	762	N/A	N/A
			<i>Replacement Upholstery Covers</i>													
			<b>Overall:</b> 51"w 33"d 32"h			<b>Arm:</b> n/a			<b>COM:</b> 4 yds.							
			<b>Seat:</b> 37.5"w 19.5"d 18"h			<b>Weight:</b> 70 lbs.			<b>COL:</b> n/a							
			<b>COM</b>	<b>COL</b>	<b>1</b>	<b>2</b>	<b>3</b>	<b>4</b>	<b>5</b>	<b>6</b>	<b>7</b>	<b>8</b>	<b>9</b>	<b>10</b>	<b>L1</b>	<b>L2</b>
	<b>1581</b>		1666	N/A	1752	1840	1929	2017	2105	2194	2282	2371	2459	2547	N/A	N/A
			<i>Tight Seat &amp; Back / 6" Radius / Removable Upholstery</i>													
	<b>1581-R</b>		179	N/A	287	346	405	464	523	582	640	699	758	817	N/A	N/A
			<i>Replacement Upholstery Covers</i>													
			<b>Overall:</b> 51"w 33"d 32"h			<b>Arm:</b> n/a			<b>COM:</b> 4 yds.							
			<b>Seat:</b> 51"w 19.5"d 18"h			<b>Weight:</b> 70 lbs.			<b>COL:</b> n/a							
			<b>COM</b>	<b>COL</b>	<b>1</b>	<b>2</b>	<b>3</b>	<b>4</b>	<b>5</b>	<b>6</b>	<b>7</b>	<b>8</b>	<b>9</b>	<b>10</b>	<b>L1</b>	<b>L2</b>
	<b>1582</b>		1594	N/A	1684	1772	1860	1949	2037	2125	2214	2302	2391	2479	N/A	N/A
			<i>Tight Seat &amp; Back / 6" Radius / Removable Upholstery</i>													
	<b>1582-R</b>		173	N/A	316	393	470	546	623	699	776	853	929	1006	N/A	N/A
			<i>Replacement Upholstery Covers</i>													

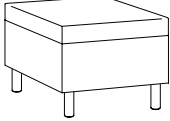
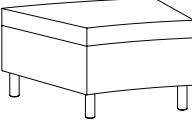
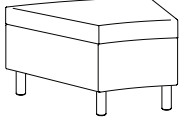
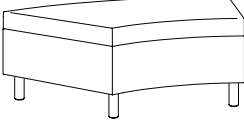
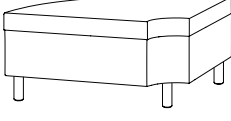
**DESCRIPTION:**

- Upholstery Frames: Plywood & Hardwood
- Seat: High Density Polyurethane Foam Over Sheet Webbing
- Upholstered Covers: Attached w/ Velcro / Removable For Maintenance
- Antimicrobial Moisture Barrier Fully Encapsulates All Foam Areas
- Ganging Straps Standard
- Brushed Aluminum Round Legs Standard / Removable For Maintenance
- Leather Upholstery Is Not Available
- Lifetime Warranty

**OPTIONS:**

(See Pages 180-184)

Feather Down &amp; Polyester Pillows Available (See Page 5)

BENCHES		ITEM #:	SPECIFICATIONS   GRADES   LIST PRICES:													
			<b>Overall:</b> 30"w 22"d 18"h			<b>Arm:</b> n/a			<b>COM:</b> 2 yds.							
			<b>Seat:</b> 30"w 22"d 18"h			<b>Weight:</b> 20 lbs.			<b>COL:</b> n/a							
			<b>COM</b>	<b>COL</b>	<b>1</b>	<b>2</b>	<b>3</b>	<b>4</b>	<b>5</b>	<b>6</b>	<b>7</b>	<b>8</b>	<b>9</b>	<b>10</b>	<b>L1</b>	<b>L2</b>
	<b>1587</b>		732	N/A	775	816	857	898	940	981	1022	1063	1105	1146	N/A	N/A
			<i>Tight Seat / Removable Upholstery</i>													
	<b>1587-R</b>		96	N/A	173	214	255	297	338	379	420	462	503	544	N/A	N/A
			<i>Replacement Upholstery Covers</i>													
			<b>Overall:</b> 34"w 30"d 18"h			<b>Arm:</b> n/a			<b>COM:</b> 2.25 yds.							
			<b>Seat:</b> 34"w 19.5"d 18"h			<b>Weight:</b> 40 lbs.			<b>COL:</b> n/a							
			<b>COM</b>	<b>COL</b>	<b>1</b>	<b>2</b>	<b>3</b>	<b>4</b>	<b>5</b>	<b>6</b>	<b>7</b>	<b>8</b>	<b>9</b>	<b>10</b>	<b>L1</b>	<b>L2</b>
	<b>1588</b>		850	N/A	898	945	992	1039	1086	1133	1181	1228	1275	1322	N/A	N/A
			<i>Tight Seat / 60" Radius / Removable Upholstery</i>													
	<b>1588-R</b>		105	N/A	194	241	288	335	382	430	477	524	571	618	N/A	N/A
			<i>Replacement Upholstery Covers</i>													
			<b>Overall:</b> 32"w 30"d 18"h			<b>Arm:</b> n/a			<b>COM:</b> 1.75 yds.							
			<b>Seat:</b> 52"w 19.5"d 18"h			<b>Weight:</b> 40 lbs.			<b>COL:</b> n/a							
			<b>COM</b>	<b>COL</b>	<b>1</b>	<b>2</b>	<b>3</b>	<b>4</b>	<b>5</b>	<b>6</b>	<b>7</b>	<b>8</b>	<b>9</b>	<b>10</b>	<b>L1</b>	<b>L2</b>
	<b>1589</b>		828	N/A	853	888	924	959	994	1030	1065	1101	1136	1171	N/A	N/A
			<i>Tight Seat / 30" Radius / Removable Upholstery</i>													
	<b>1589-R</b>		93	N/A	159	194	229	265	300	335	371	406	441	477	N/A	N/A
			<i>Replacement Upholstery Covers</i>													
			<b>Overall:</b> 46.5"w 30"d 18"h			<b>Arm:</b> n/a			<b>COM:</b> 2.5 yds.							
			<b>Seat:</b> 46.5"w 19.5"d 18"h			<b>Weight:</b> 45 lbs.			<b>COL:</b> n/a							
			<b>COM</b>	<b>COL</b>	<b>1</b>	<b>2</b>	<b>3</b>	<b>4</b>	<b>5</b>	<b>6</b>	<b>7</b>	<b>8</b>	<b>9</b>	<b>10</b>	<b>L1</b>	<b>L2</b>
	<b>1590</b>		1044	N/A	1093	1146	1199	1252	1305	1358	1411	1464	1517	1570	N/A	N/A
			<i>Tight Seat / 30" Radius / Removable Upholstery</i>													
	<b>1590-R</b>		119	N/A	219	272	325	378	431	484	537	590	643	696	N/A	N/A
			<i>Replacement Upholstery Covers</i>													
			<b>Overall:</b> 51"w 33"d 18"h			<b>Arm:</b> n/a			<b>COM:</b> 2.75 yds.							
			<b>Seat:</b> 51"w 19.5"d 18"h			<b>Weight:</b> 50 lbs.			<b>COL:</b> n/a							
			<b>COM</b>	<b>COL</b>	<b>1</b>	<b>2</b>	<b>3</b>	<b>4</b>	<b>5</b>	<b>6</b>	<b>7</b>	<b>8</b>	<b>9</b>	<b>10</b>	<b>L1</b>	<b>L2</b>
	<b>1591</b>		1226	N/A	1277	1336	1395	1454	1513	1572	1631	1690	1749	1808	N/A	N/A
			<i>Tight Seat / 6" Radius / Removable Upholstery</i>													
	<b>1591-R</b>		148	N/A	258	317	376	435	494	552	611	670	729	788	N/A	N/A
			<i>Replacement Upholstery Covers</i>													

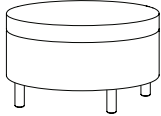
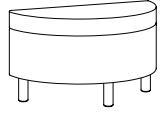
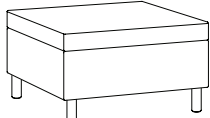
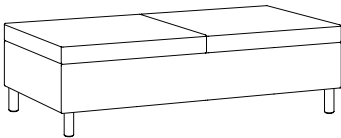
**DESCRIPTION:**

- Upholstery Frames: Plywood & Hardwood
- Seat: High Density Polyurethane Foam Over Sheet Webbing
- Upholstered Covers: Attached w/ Velcro / Removable For Maintenance
- Antimicrobial Moisture Barrier Fully Encapsulates All Foam Areas
- Ganging Straps Standard
- Brushed Aluminum Round Legs Standard / Removable For Maintenance
- Leather Upholstery Is Not Available
- Lifetime Warranty

**OPTIONS:**

(See Pages 180-184)

Feather Down & Polyester Pillows Available (See Page 5)

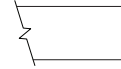
BENCHES		ITEM #:	SPECIFICATIONS   GRADES   LIST PRICES:												
<b>ROUND BENCH / FULLY UPHOLSTERED</b>  			<b>Overall:</b> 30" Diameter 18"h			<b>Arm:</b> n/a			<b>COM:</b> 2.5 yds.						
			<b>Seat:</b> 30"w 30"d 18"h			<b>Weight:</b> 30 lbs.			<b>COL:</b> n/a						
			<b>COM</b>	<b>COL</b>	<b>1</b>	<b>2</b>	<b>3</b>	<b>4</b>	<b>5</b>	<b>6</b>	<b>7</b>	<b>8</b>	<b>9</b>	<b>10</b>	<b>L1</b>
	<b>1592</b>	947	N/A	1001	1054	1107	1160	1213	1266	1319	1372	1425	1478	N/A	N/A
		<i>Tight Seat / Removable Upholstery</i>													
	<b>1592-R</b>	96	N/A	196	249	302	356	409	462	515	568	621	674	N/A	N/A
		<i>Replacement Upholstery Covers</i>													
<b>HALF-ROUND BENCH / FULLY UPHOLSTERED</b>  			<b>Overall:</b> 30"w 15"d 18"h			<b>Arm:</b> n/a			<b>COM:</b> 1.75 yds.						
			<b>Seat:</b> 30"w 15"d 18"h			<b>Weight:</b> 20 lbs.			<b>COL:</b> n/a						
			<b>COM</b>	<b>COL</b>	<b>1</b>	<b>2</b>	<b>3</b>	<b>4</b>	<b>5</b>	<b>6</b>	<b>7</b>	<b>8</b>	<b>9</b>	<b>10</b>	<b>L1</b>
	<b>1593</b>	748	N/A	778	813	848	884	919	954	990	1025	1060	1096	N/A	N/A
		<i>Tight Seat / 60" Radius / Removable Upholstery</i>													
	<b>1593-R</b>	93	N/A	159	194	230	265	300	336	371	406	442	477	N/A	N/A
		<i>Replacement Upholstery Covers</i>													
<b>FREESTANDING BENCH / FULLY UPHOLSTERED</b>  			<b>Overall:</b> 30"w 30"d 18"h			<b>Arm:</b> n/a			<b>COM:</b> 1.5 yds.						
			<b>Seat:</b> 30"w 30"d 18"h			<b>Weight:</b> 30 lbs.			<b>COL:</b> n/a						
			<b>COM</b>	<b>COL</b>	<b>1</b>	<b>2</b>	<b>3</b>	<b>4</b>	<b>5</b>	<b>6</b>	<b>7</b>	<b>8</b>	<b>9</b>	<b>10</b>	<b>L1</b>
	<b>1594</b>	884	N/A	1048	1154	1260	1366	1472	1578	1684	1790	1897	2003	N/A	N/A
		<i>Tight Seat / Removable Upholstery</i>													
	<b>1594-R</b>	96	N/A	149	179	208	238	267	297	326	356	385	415	N/A	N/A
		<i>Replacement Upholstery Covers</i>													
<b>FREESTANDING BENCH / FULLY UPHOLSTERED</b>  			<b>Overall:</b> 60"w 30"d 18"h			<b>Arm:</b> n/a			<b>COM:</b> 2.25 yds.						
			<b>Seat:</b> 60"w 30"d 18"h			<b>Weight:</b> 60 lbs.			<b>COL:</b> n/a						
			<b>COM</b>	<b>COL</b>	<b>1</b>	<b>2</b>	<b>3</b>	<b>4</b>	<b>5</b>	<b>6</b>	<b>7</b>	<b>8</b>	<b>9</b>	<b>10</b>	<b>L1</b>
	<b>1595</b>	1458	N/A	1473	1520	1567	1615	1662	1709	1756	1803	1850	1897	N/A	N/A
		<i>Tight Seat / Removable Upholstery</i>													
	<b>1595-R</b>	134	N/A	221	268	315	362	409	456	504	551	598	645	N/A	N/A
		<i>Replacement Upholstery Covers</i>													

**DESCRIPTION:**

- Upholstery Frames: Plywood & Hardwood
- Upholstered Covers: Attached w/ Velcro / Removable For Maintenance
- Antimicrobial Moisture Barrier Fully Encapsulates All Foam Areas
- Ganging Straps Standard
- Brushed Aluminum Round Legs Standard / Removable For Maintenance
- High Pressure Laminate Top - Self Edge
- Leather Upholstery Is Not Available
- Lifetime Warranty

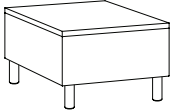
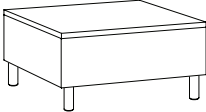

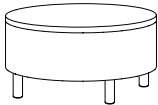
**OPTIONS:**

(See Pages 180-184)



Square Edge Profile Standard

**TABLES**

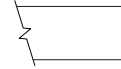
ITEM #:	SPECIFICATIONS   GRADES   LIST PRICES:													
<b>STRAIGHT TABLE / FREESTANDING OR CONNECTING</b>  	<b>Overall:</b> 30"w 22"d 16"h			<b>Arm:</b> n/a					<b>COM:</b> 1.25 yds.					
	<b>Seat:</b> n/a			<b>Weight:</b> 55 lbs.					<b>COL:</b> n/a					
	<b>COM</b>	<b>COL</b>	<b>1</b>	<b>2</b>	<b>3</b>	<b>4</b>	<b>5</b>	<b>6</b>	<b>7</b>	<b>8</b>	<b>9</b>	<b>10</b>	<b>L1</b>	<b>L2</b>
	<b>152230-L</b>	884	N/A	900	924	948	972	996	1020	1044	1068	1092	1116	N/A
<b>152230-C</b>	High Pressure Laminate Face													
<b>152230-C</b>	1293	N/A	1301	1325	1349	1373	1397	1421	1445	1470	1494	1518	N/A	N/A
<b>152230-R</b>	Corian Face (Glacier White)													
<b>152230-R</b>	84	N/A	126	150	173	197	220	244	268	291	315	338	N/A	N/A
<b>152230-R</b>	Replacement Upholstery Covers													
<b>STRAIGHT TABLE / FREESTANDING OR CONNECTING</b>  	<b>Overall:</b> 30"w 30"d 16"h			<b>Arm:</b> n/a					<b>COM:</b> 1.25 yds.					
	<b>Seat:</b> n/a			<b>Weight:</b> 60 lbs.					<b>COL:</b> n/a					
	<b>COM</b>	<b>COL</b>	<b>1</b>	<b>2</b>	<b>3</b>	<b>4</b>	<b>5</b>	<b>6</b>	<b>7</b>	<b>8</b>	<b>9</b>	<b>10</b>	<b>L1</b>	<b>L2</b>
	<b>153030-L</b>	962	N/A	975	999	1023	1047	1071	1095	1119	1143	1167	1191	N/A
<b>153030-L</b>	High Pressure Laminate Face													
<b>153030-C</b>	1640	N/A	1643	1667	1691	1715	1740	1764	1788	1812	1836	1861	N/A	N/A
<b>153030-C</b>	Corian Face (Glacier White)													
<b>153030-R</b>	93	N/A	135	159	182	206	230	253	277	300	324	347	N/A	N/A
<b>153030-R</b>	Replacement Upholstery Covers													
<b>22.5° TABLE WEDGE / FREESTANDING OR CONNECTING</b>  	<b>Overall:</b> 34"w 30"d 16"h			<b>Arm:</b> n/a					<b>COM:</b> 1.25 yds.					
	<b>Seat:</b> n/a			<b>Weight:</b> 65 lbs.					<b>COL:</b> n/a					
	<b>COM</b>	<b>COL</b>	<b>1</b>	<b>2</b>	<b>3</b>	<b>4</b>	<b>5</b>	<b>6</b>	<b>7</b>	<b>8</b>	<b>9</b>	<b>10</b>	<b>L1</b>	<b>L2</b>
	<b>1522DG60-L</b>	1201	N/A	1205	1229	1253	1277	1301	1325	1349	1373	1397	1421	N/A
<b>1522DG60-L</b>	High Pressure Laminate Face / 60" Radius													
<b>1522DG60-C</b>	1914	N/A	1920	1944	1969	1993	2017	2042	2066	2090	2115	2139	N/A	N/A
<b>1522DG60-C</b>	Corian Face (Glacier White) / 60" Radius													
<b>1522DG60-R</b>	98	N/A	140	163	187	210	234	258	281	305	328	352	N/A	N/A
<b>1522DG60-R</b>	Replacement Upholstery Covers													
<b>ROUND COFFEE TABLE / FREESTANDING</b>  	<b>Overall:</b> 30" Diameter 16"h			<b>Arm:</b> n/a					<b>COM:</b> 1.25 yds.					
	<b>Seat:</b> 18"h			<b>Weight:</b> 55 lbs.					<b>COL:</b> n/a					
	<b>COM</b>	<b>COL</b>	<b>1</b>	<b>2</b>	<b>3</b>	<b>4</b>	<b>5</b>	<b>6</b>	<b>7</b>	<b>8</b>	<b>9</b>	<b>10</b>	<b>L1</b>	<b>L2</b>
	<b>1530D16-L</b>	1051	N/A	1060	1084	1108	1132	1156	1180	1204	1228	1252	1276	N/A
<b>1530D16-L</b>	High Pressure Laminate Face / Round													
<b>1530D16-C</b>	1833	N/A	1837	1862	1886	1910	1935	1959	1983	2008	2032	2056	N/A	N/A
<b>1530D16-C</b>	Corian Face (Glacier White) / Round													
<b>1530D16-R</b>	99	N/A	140	164	187	211	235	258	282	305	329	352	N/A	N/A
<b>1530D16-R</b>	Replacement Upholstery Covers													

**DESCRIPTION:**

- Upholstery Frames: Plywood & Hardwood
- Upholstered Covers: Attached w/ Velcro / Removable For Maintenance
- Antimicrobial Moisture Barrier Fully Encapsulates All Foam Areas
- Ganging Straps Standard
- Brushed Aluminum Round Legs Standard / Removable For Maintenance
- High Pressure Laminate Top - Self Edge
- Leather Upholstery Is Not Available
- Lifetime Warranty


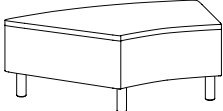
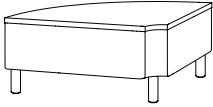
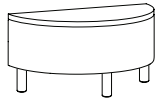
**OPTIONS:**

(See Pages 180-184)

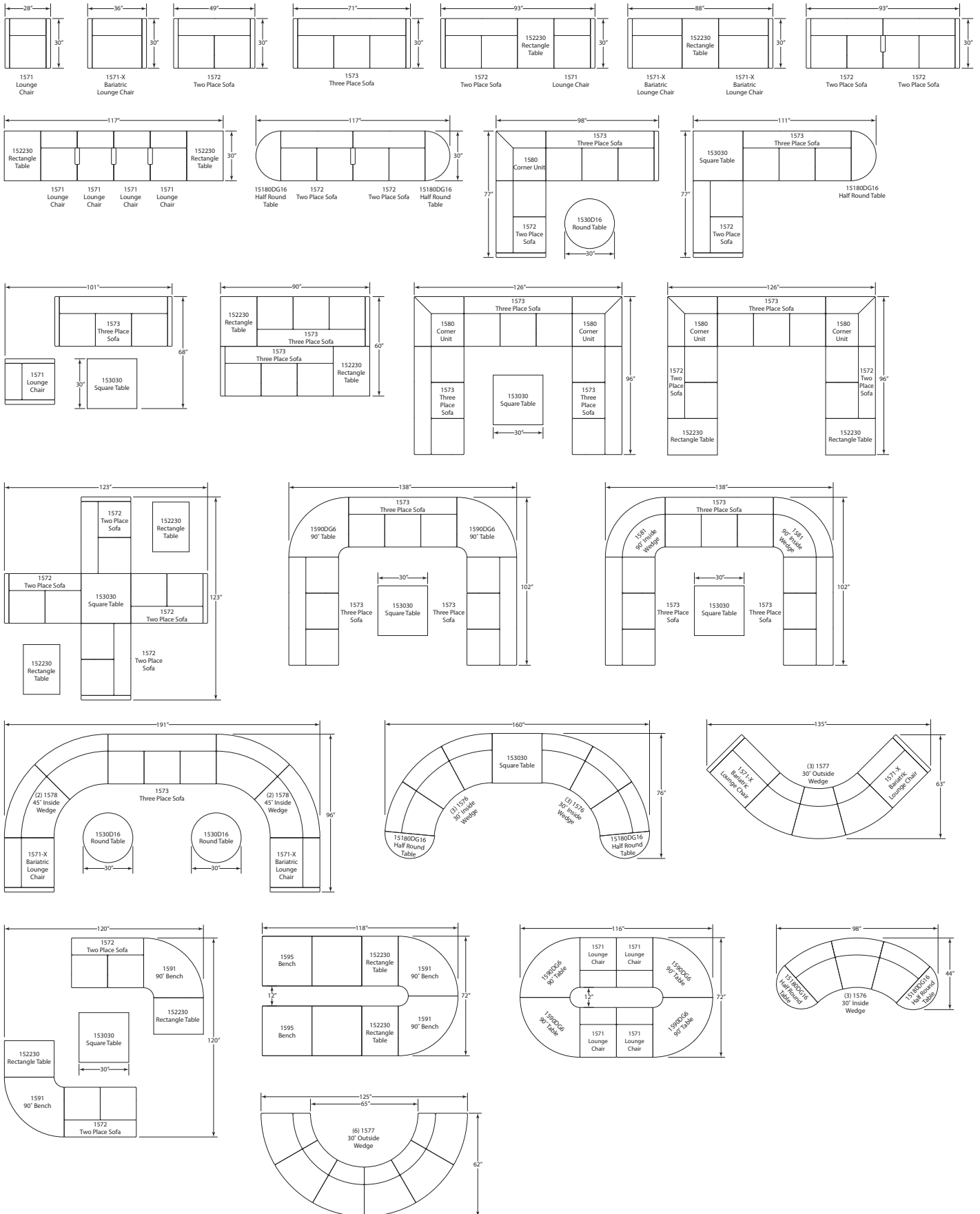


Square Edge Profile Standard

**TABLES**





ITEM #:		SPECIFICATIONS   GRADES   LIST PRICES:													
<p><b>STRAIGHT TABLE / FREESTANDING OR CONNECTING</b></p> 		<b>Overall:</b> 32"w 30"d 16"h			<b>Arm:</b> n/a			<b>COM:</b> 1.25 yds.							
		<b>Seat:</b> n/a			<b>Weight:</b> 60 lbs.			<b>COL:</b> n/a							
		<b>COM</b>	<b>COL</b>	<b>1</b>	<b>2</b>	<b>3</b>	<b>4</b>	<b>5</b>	<b>6</b>	<b>7</b>	<b>8</b>	<b>9</b>	<b>10</b>	<b>L1</b>	<b>L2</b>
	<b>1530DG30-L</b>	1072	N/A	1080	1104	1128	1152	1176	1200	1224	1248	1272	1296	N/A	N/A
		<i>High Pressure Laminate Face / 30" Radius</i>													
	<b>1530DG30-C</b>	1899	N/A	1902	1926	1950	1975	1999	2023	2048	2072	2096	2121	N/A	N/A
		<i>Corian Face (Glacier White) / 30" Radius</i>													
	<b>1530DG30-R</b>	90	N/A	132	156	179	203	227	250	274	297	321	344	N/A	N/A
		<i>Replacement Upholstery Covers</i>													
<p><b>STRAIGHT TABLE / FREESTANDING OR CONNECTING</b></p> 		<b>Overall:</b> 46.5"w 30"d 16"h			<b>Arm:</b> n/a			<b>COM:</b> 1.25 yds.							
		<b>Seat:</b> n/a			<b>Weight:</b> 95 lbs.			<b>COL:</b> n/a							
		<b>COM</b>	<b>COL</b>	<b>1</b>	<b>2</b>	<b>3</b>	<b>4</b>	<b>5</b>	<b>6</b>	<b>7</b>	<b>8</b>	<b>9</b>	<b>10</b>	<b>L1</b>	<b>L2</b>
	<b>1545DG30-L</b>	1532	N/A	1535	1559	1583	1607	1632	1656	1680	1704	1728	1753	N/A	N/A
		<i>High Pressure Laminate Face / 30" Radius</i>													
	<b>1545DG30-C</b>	3058	N/A	3061	3085	3110	3134	3159	3183	3208	3232	3257	3282	N/A	N/A
		<i>Corian Face (Glacier White) / 30" Radius</i>													
	<b>1545DG30-R</b>	129	N/A	169	193	216	240	263	287	310	334	358	381	N/A	N/A
		<i>Replacement Upholstery Covers</i>													
<p><b>22.5° TABLE WEDGE / FREESTANDING OR CONNECTING</b></p> 		<b>Overall:</b> 51"w 32"d 16"h			<b>Arm:</b> n/a			<b>COM:</b> 2 yds.							
		<b>Seat:</b> n/a			<b>Weight:</b> 110 lbs.			<b>COL:</b> n/a							
		<b>COM</b>	<b>COL</b>	<b>1</b>	<b>2</b>	<b>3</b>	<b>4</b>	<b>5</b>	<b>6</b>	<b>7</b>	<b>8</b>	<b>9</b>	<b>10</b>	<b>L1</b>	<b>L2</b>
	<b>1590DG6-L</b>	1525	N/A	1533	1575	1616	1657	1699	1740	1782	1823	1865	1906	N/A	N/A
		<i>High Pressure Laminate Face / 6" Radius</i>													
	<b>1590DG6-C</b>	2727	N/A	2730	2772	2815	2857	2899	2942	2984	3026	3069	3111	N/A	N/A
		<i>Corian Face (Glacier White) / 6" Radius</i>													
	<b>1590DG6-R</b>	145	N/A	220	261	302	343	385	426	467	508	550	591	N/A	N/A
		<i>Replacement Upholstery Covers</i>													
<p><b>ROUND COFFEE TABLE / FREESTANDING</b></p> 		<b>Overall:</b> 30"w 15"d 16"h			<b>Arm:</b> n/a			<b>COM:</b> 1 yd.							
		<b>Seat:</b> n/a			<b>Weight:</b> 40 lbs.			<b>COL:</b> n/a							
		<b>COM</b>	<b>COL</b>	<b>1</b>	<b>2</b>	<b>3</b>	<b>4</b>	<b>5</b>	<b>6</b>	<b>7</b>	<b>8</b>	<b>9</b>	<b>10</b>	<b>L1</b>	<b>L2</b>
	<b>15180DG16-L</b>	931	N/A	933	951	969	987	1005	1023	1041	1059	1077	1095	N/A	N/A
		<i>High Pressure Laminate Face</i>													
	<b>15180DG16-C</b>	1265	N/A	1266	1284	1302	1320	1339	1357	1375	1393	1411	1429	N/A	N/A
		<i>Corian Face (Glacier White)</i>													
	<b>15180DG16-R</b>	89	N/A	155	190	225	261	296	331	367	402	437	473	N/A	N/A
		<i>Replacement Upholstery Covers</i>													



## Configuration Examples








ARM CAPS	OPTION #:	SPECIFICATIONS   LIST PRICES   AVAILABILITY:													
<p>FULLY UPHOLSTERED ARM</p> 		<p><b>Overall:</b> 2.5"w 30.5"d 18"h <b>COM:</b> 1.5 yds.</p>													
		COM	COL	1	2	3	4	5	6	7	8	9	10	L1	L2
	A1	175	N/A	221	250	278	308	336	365	394	423	452	481	N/A	N/A
	A1-R	54	N/A	110	139	169	198	228	257	286	316	345	375	N/A	N/A
		<p><i>Fully Upholstered Arm (Specify Fabric)</i></p> <p><i>Replacement Upholstery Covers</i></p> <p><b>Available: Facelift Serpentine Lounge Units</b></p>													
<p>UPHOLSTERED ARM / EXPOSED WOOD ARM CAP</p> 		<p><b>Overall:</b> 2.5"w 30.5"d 18.5"h <b>COM:</b> 1.5 yds.</p>													
		COM	COL	1	2	3	4	5	6	7	8	9	10	L1	L2
	A1W	238	N/A	284	313	341	371	399	428	457	486	515	544	N/A	N/A
	A1W-R	54	N/A	110	139	169	198	228	257	286	316	345	375	N/A	N/A
		<p><i>Upholstered Arm / Exposed Wood Arm Cap (Specify Fabric &amp; Finish)</i></p> <p><i>Replacement Upholstery Covers</i></p> <p><b>Available: Facelift Serpentine Lounge Units</b></p>													
<p>UPHOLSTERED ARM / CONTRASTING FABRIC / VINYL ARM CAP</p> 		<p><b>Overall:</b> 2.5"w 30.5"d 18"h <b>COM:</b> 1.5 yds.</p>													
		COM	COL	1	2	3	4	5	6	7	8	9	10	L1	L2
	A1U	225	N/A	270	299	328	357	385	415	443	473	502	530	N/A	N/A
	A1U-R	54	N/A	110	139	169	198	228	257	286	316	345	375	N/A	N/A
		<p><i>Upholstered Arm / Contrasting Fabric / Vinyl Arm Cap (Specify Fabric &amp; Vinyl)</i></p> <p><i>Replacement Upholstery Covers</i></p> <p><b>Available: Facelift Serpentine Lounge Units</b></p>													
<p>INTERIM UPHOLSTERED ARM / EXPOSED WOOD ARM CAP</p> 		<p><b>Overall:</b> 3"w 13.5"d 6"h <b>COM:</b> .75 yds.</p>													
		COM	COL	1	2	3	4	5	6	7	8	9	10	L1	L2
	A2W	236	N/A	245	256	268	279	291	302	314	326	337	349	N/A	N/A
	A2W-R	44	N/A	65	77	89	100	112	124	136	148	159	171	N/A	N/A
		<p><i>Interim Upholstered Arm / Exposed Wood Arm Cap (Specify Fabric &amp; Finish)</i></p> <p><i>Replacement Upholstery Covers</i></p> <p><b>Available: Facelift Serpentine Lounge &amp; Wedge Units</b></p>													

ARM CAPS / TABLET ARMS	OPTION #:	SPECIFICATIONS   LIST PRICES   AVAILABILITY:																											
	<p><b>Overall:</b> 3"w 13.5"d 6"h <b>COM:</b> .75 yds.</p>																												
	<table border="1"> <thead> <tr> <th>COM</th> <th>COL</th> <th>1</th> <th>2</th> <th>3</th> <th>4</th> <th>5</th> <th>6</th> <th>7</th> <th>8</th> <th>9</th> <th>10</th> <th>L1</th> <th>L2</th> </tr> </thead> </table>	COM	COL	1	2	3	4	5	6	7	8	9	10	L1	L2														
	COM	COL	1	2	3	4	5	6	7	8	9	10	L1	L2															
	<p><b>A2U</b> 201 N/A 209 221 232 244 255 268 278 290 301 313 N/A N/A <i>Interim Upholstered Arm / Contrasting Fabric / Vinyl Arm Cap (Specify Fabric &amp; Vinyl)</i></p>																												
<p><b>A2U-R</b> 44 N/A 65 77 89 100 112 124 136 148 159 171 N/A N/A <i>Replacement Upholstery Covers</i></p> <p><b>Available:</b> <i>Facelift Serpentine Lounge &amp; Wedge Units</i></p>																													
	<p><b>Overall:</b> 3.25"w 9.5"d 18"h <b>COM:</b> .75 yds.</p>																												
	<table border="1"> <thead> <tr> <th>COM</th> <th>COL</th> <th>1</th> <th>2</th> <th>3</th> <th>4</th> <th>5</th> <th>6</th> <th>7</th> <th>8</th> <th>9</th> <th>10</th> <th>L1</th> <th>L2</th> </tr> </thead> </table>	COM	COL	1	2	3	4	5	6	7	8	9	10	L1	L2														
	COM	COL	1	2	3	4	5	6	7	8	9	10	L1	L2															
	<p><b>A3</b> 181 N/A 193 205 216 228 239 251 263 274 286 297 N/A N/A <i>Outside Upholstered Task Arm (Specify Fabric Or Vinyl)</i></p>																												
	<p><b>A4</b> 143 N/A 155 167 179 191 203 214 226 237 249 260 N/A N/A <i>Inside Upholstered Task Arm (Specify Fabric Or Vinyl)</i></p>																												
<p><b>A5</b> \$168 <i>Outside Urethane Task Arm (Black)</i></p> <p><b>A6</b> \$126 <i>Inside Urethane Task Arm (Black)</i></p> <p><b>Available:</b> <i>Facelift Serpentine Lounge &amp; Wedge Units</i></p>																													
	<p><b>Overall:</b> 14.25" Diameter 22.5"h</p>																												
	<p><b>PT</b> \$352 (Pole &amp; Black Laminate Tablet)</p>																												
	<p><b>ST-1</b> \$404 (Pole &amp; Veneer Tablet)</p>																												
	<p><b>ST-2</b> \$525 (Pole &amp; White Corian Tablet)</p> <p><b>Available:</b> <i>Facelift Serpentine Lounge &amp; Wedge End Units</i></p>																												
<p><b>TABLET ARMS / CUP HOLDER</b></p>  <p>Laminate Tablet Arm Shown w/ Cup Holder</p>  <p>Veneer Tablet Arm Shown w/ Cup Holder</p>  <p>Corian Tablet Arm Shown w/ Cup Holder</p>	<p><b>Overall:</b> 14" Diameter .75"h</p>																												
	<p><b>TA-L</b> \$352 <i>Tablet Arm With 360° Rotation - High Pressure Laminate. (Specify Laminate / Specify Left Or Right Facing Arm Location)</i></p>																												
	<p><b>TA-V</b> \$404 <i>Tablet Arm With 360° Rotation - Sunburst Cherry Veneer. (Specify Finish / Specify Left Or Right Facing Arm Location)</i></p>																												
	<p><b>TA-C</b> \$525 <i>Tablet Arm With 360° Rotation - White Corian. (Available In White Only / Specify Left Or Right Facing Arm Location)</i></p>																												
	<p><b>CH-1</b> \$84 <i>Black Plastic Cup Holder (Only Available If Used With Tablet Arm)</i></p> <p><b>CH-2</b> \$126 <i>Spun Aluminum Cup Holder (Only Available If Used With Tablet Arm)</i></p> <p><b>Available:</b> <i>Facelift Serpentine Lounge With Arms</i></p>																												

TABLET ARMS / LEGS	OPTION #:	SPECIFICATIONS   LIST PRICES   AVAILABILITY:
<p>FOLD DOWN TABLET ARM</p> 	<p><b>Overall:</b> 14" Diameter .75"h</p> <hr/> <p><b>FDTA-L</b> \$730 Tablet Arm With 360° Rotation - High Pressure Laminate. (Specify Laminate / Specify Left Or Right Facing Arm Location)</p> <p><b>FDTA-V</b> \$761 Tablet Arm With 360° Rotation - Sunburst Cherry Veneer. (Specify Finish / Specify Left Or Right Facing Arm Location)</p> <p><b>FDTA-C</b> \$903 Tablet Arm With 360° Rotation - White Corian. (Available In White Only / Specify Left Or Right Facing Arm Location)</p> <p><b>Available:</b> Facelift Serpentine Lounge With Arms</p>	
<p>DOUBLE ARTICULATING / SWIVEL TABLET ARM</p>	<p><b>Overall:</b> 14" Diameter .75"h</p> <hr/> <p><b>ATA-L</b> \$693 Tablet Arm With 360° Rotation - High Pressure Laminate. (Specify Laminate / Specify Left Or Right Facing Arm Location)</p> <p><b>ATA-V</b> \$725 Tablet Arm With 360° Rotation - Sunburst Cherry Veneer. (Specify Finish / Specify Left Or Right Facing Arm Location)</p> <p><b>ATA-C</b> \$872 Tablet Arm With 360° Rotation - White Corian. (Available In White Only / Specify Left Or Right Facing Arm Location)</p> <p><b>CH-1</b> \$84 Black Plastic Cup Holder (Only Available If Used With Tablet Arm)</p> <p><b>CH-2</b> \$126 Spun Aluminum Cup Holder (Only Available If Used With Tablet Arm)</p> <p><b>Available:</b> Facelift Serpentine Lounge With Arms</p>	
<p>BRUSHED ALUMINUM ROUND LEGS</p> 	<p><b>Overall:</b> 2" Diameter 5"h</p> <hr/> <p><b>ARL</b> Standard Leg On All Serpentine Units - No Charge (Brushed Aluminum Finish)</p> <p><b>Available:</b> Facelift Serpentine Collection</p>	
<p>WOOD ROUND LEGS</p> 	<p><b>Overall:</b> 1.75" Diameter 5"h</p> <hr/> <p><b>WR</b> Deduct \$100 (Set Of 4) Wood Round Leg (Specify Finish)</p> <p><b>Available:</b> Facelift Serpentine Collection</p>	

LEGS / CASTERS / PUSH BAR / POWER	OPTION #:	SPECIFICATIONS   LIST PRICES   AVAILABILITY:
<p>ALUMINUM TAPERED LEGS</p> 	<p>ATL</p>	<p><b>Overall:</b> 1.75"w 1.75"d 4.5"h</p> <hr/> <p>\$105 (Set Of 4) <i>(Brushed Finish)</i></p> <p><b>Available:</b> <i>Facelift Serpentine Collection</i></p>
<p>CASTERS</p> 	<p>CS CL</p>	<p><b>Overall:</b> 3"w 4"d 4"h</p> <hr/> <p>\$89 (Set Of 2) <i>Dual Wheel / Non-Locking Casters (Black Finish)</i></p> <p>\$100 (Set Of 2) <i>Dual Wheel / Locking Casters (Black Finish)</i></p> <p><b>Available:</b> <i>Facelift Serpentine Lounge Units</i></p>
<p>PUSH BAR</p> 	<p>PB</p>	<p><b>Overall:</b> 18.5"w 3.5"d 1"h</p> <hr/> <p>\$189 <i>(Black Finish)</i></p> <p><b>Available:</b> <i>Facelift Serpentine Lounge Units</i></p>
<p>VERTICAL / HORIZONTAL MOUNT MODULE</p> 	<p>PM1</p>	<p><b>Overall:</b> 5.25"w 1.25"d 4.25"h</p> <hr/> <p>\$683 (1-Power / 1-USB 2 Port Simplex Charger Standard) <i>Vertical / Horizontal Mount Power Module. Price Varies By Socket. Contact Customer Service For Quote. (Additional Colors Available)</i></p> <p><b>Available:</b> <i>Facelift Serpentine Collection</i></p>



COVERS	OPTION #:	SPECIFICATIONS   LIST PRICES   AVAILABILITY:
CONTRASTING COVERS		
	<p><b>CC</b></p> <p><b>\$105</b></p> <p><i>NOTE: If Two Or More Upholsteries Or Leathers Are Used On Any Piece Of Furniture, Then A Contrast Charge Will Apply Per Order. When Using Trinity Upholstery, The Higher Priced Upholstery Grade Will Be Used In Pricing, Unless It's Trinity Leather With Fabric Contrast Welt, Or COM With Trinity Contrast Welt, Then Contact Customer Service For Pricing.</i></p> <p><b>Available: Facelift Serpentine Collection</b></p>	

# FACELIFT Tuxedo

---

LOUNGE SLEEPER

Effective: January 1, 2017

**Modified: June 6, 2018**

T R I N I T Y

<b>Date:</b>	<b>Page:</b>	<b>Modification:</b>	<b>Description:</b>
6-6-18	185-188	New Product / Options	1603 Lounge Sleeper



**DESCRIPTION:**

- Upholstery Frames: Plywood & Hardwood
- Seat: High Density Polyurethane Foam Over Sheet Webbing
- Back: High Density Poly-Dacron Foam Over Hardwood Plywood
- Upholstered Covers: Attached w/ Velcro / Removable For Maintenance (Seat Only)
- Antimicrobial Moisture Barrier Fully Encapsulates Seat Area
- Removable Bolster Pillows
- Double Needle Stitching Standard
- Exposed Wood Legs: Solid Hardwood / Removable For Maintenance
- Leather Upholstery Not Available
- Lifetime Warranty

**OPTIONS:**

- ASL Aluminum Square Legs (Set Of 4).....\$284
- CSC-1 Corian Surface Caps (Set Of 4).....\$570
- FSC-1 Foil Wrap Surface Caps (Set Of 4).....CALL
- PM1 Power/Data Module (1-Power / 1-USB 2 Port Simplex Charger) .....\$683

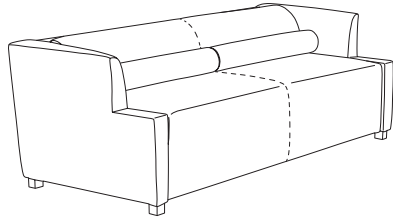
Feather Down & Polyester Pillows Available (See Page 5)

**LOUNGE SLEEPER**

ITEM #:

SPECIFICATIONS | GRADES | LIST PRICES:

**SLEEPER / FULLY UPHOLSTERED**



**Overall:** 87" w 36" d 28" h      **Arm:** 28" h      **COM:** 10.25 yds.  
**Seat:** 76" w 30" d 18" h      **Weight:** 185 lbs.      **COL:** n/a

COM	COL	1	2	3	4	5	6	7	8	9	10	L1	L2
-----	-----	---	---	---	---	---	---	---	---	---	----	----	----

1603

2991	N/A	3321	3568	3815	4062	4309	4556	4803	5050	5297	5544	N/A	N/A
------	-----	------	------	------	------	------	------	------	------	------	------	-----	-----

*Tight Seat & Back / Removable Upholstery (Seat Only)*

1603-R

TBD  
*Replacement Seat Upholstery*

Our Tuxedo Lounge reveals a fully suspended adult sleep surface by simply raising the back cushion; a transformation requiring no additional space in the patient room.

LEGS / SURFACE CAPS / POWER / COVERS	OPTION #:	SPECIFICATIONS   LIST PRICES   AVAILABILITY:
ALUMINUM LEGS	ASL	<p><b>Overall:</b> 2.25"w 2.25"d 2.25"h</p> <hr/> <p>\$284 (Set Of 4) <i>(Brushed Finish)</i></p> <p><b>Available:</b> <i>Facelift Tuxedo Collection</i></p>
		
SURFACE CAPS	CSC-1	<p><b>Overall:</b> 5.25"w 1.25"d 4.25"h</p> <hr/> <p>\$570 (Set Of 4) <i>Corian Surface Caps (White)</i></p>
	FSC-1	<p>CALL (Set Of 4) <i>Foil Wrap Surface Caps (Black Standard / Additional Colors Available)</i></p> <p><b>Available:</b> <i>Facelift Tuxedo Collection</i></p>
POWER / DATA MODULE	PM1	<p><b>Overall:</b> 5.25"w 1.25"d 4.25"h</p> <hr/> <p>\$683 (1-Power / 1-USB 2 Port Simplex Charger Standard) <i>Vertical / Horizontal Mount Power Module. Price Varies By Socket. Contact Customer Service For Quote. (Additional Colors Available)</i></p> <p><b>Available:</b> <i>Facelift Tuxedo Collection</i></p>
		
CONTRASTING COVERS	CC	<p><b>Overall:</b> N/A</p> <hr/> <p>\$105</p> <p><i>NOTE: If Two Or More Upholsteries Or Leathers Are Used On Any Piece Of Furniture, Then A Contrast Charge Will Apply Per Order. When Using Trinity Upholstery, The Higher Priced Upholstery Grade Will Be Used In Pricing, Unless It's Trinity Leather With Fabric Contrast Welt, Or COM With Trinity Contrast Welt, Then Contact Customer Service For Pricing.</i></p> <p><b>Available:</b> <i>Facelift Tuxedo Collection</i></p>
		

# FACELIFT *Twist*

---

GUEST / TANDEM / TABLES

Effective: January 1, 2017

**Modified: May 1, 2018**

T R I N I T Y

<b>Date:</b>	<b>Page:</b>	<b>Modification:</b>	<b>Description:</b>
5-1-18	All Pages	5% Price Increase	Price List Reflects 5% Increase To January 1, 2017


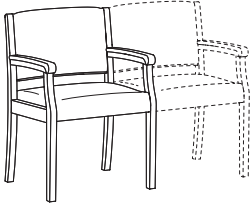
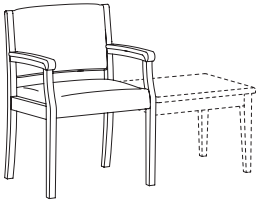
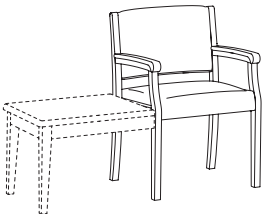
**DESCRIPTION:**

- Exposed Frames: Solid Maple
- Seat: High Density Polyurethane Foam Over Strap Webbing Suspended In A Reinforced Metal Frame
- Back: High Density Polyurethane Foam Over Polypropylene Webbing
- Upholstered Covers: Attached w/ Velcro / Removable For Maintenance
- Antimicrobial Moisture Barrier Fully Encapsulates All Foam Areas
- Leather Upholstery Not Available
- Adjustable Height Leveling Glides Standard
- Lifetime Warranty

**OPTIONS:**

- Specify Exposed Wood Finish (See Page 6)
- Closed Arm Panels (See Page 203)

*NOTE: All Seating Configurations Are Viewed From Left To Right Facing. Please Attach A Layout Showing Seating Configuration w/ Your Order. Assembled Units Must Be Shipped In Configurations Of 3 Or Less. Trinity Recommends Professional Installation Assistance For Units Of 4 Or More. (Assembly Required)*

GUEST / TANDEM		ITEM #:	SPECIFICATIONS   GRADES   LIST PRICES:													
	OPEN ARM CHAIR	1620	<b>Overall:</b> 23"w 25"d 33.5"h		<b>Arm:</b> 25.5"h		<b>COM:</b> 1.75 yds.									
			<b>Seat:</b> 20"w 19"d 19"h		<b>Weight:</b> 45 lbs.		<b>COL:</b> n/a									
			<b>COM</b>	<b>COL</b>	<b>1</b>	<b>2</b>	<b>3</b>	<b>4</b>	<b>5</b>	<b>6</b>	<b>7</b>	<b>8</b>	<b>9</b>	<b>10</b>	<b>L1</b>	<b>L2</b>
			947	N/A	966	1001	1037	1072	1107	1143	1178	1213	1249	1284	N/A	N/A
			<i>Open Back / Exposed Wood Arms / Removable Seat &amp; Back Upholstery</i>													
			95	N/A	156	191	227	262	297	333	373	413	453	493	N/A	N/A
			<i>Replacement Seat &amp; Back Upholstery Set</i>													
	OPEN ARM CHAIR / ACCEPTS SEAT ON RIGHT	1620-C	<b>Overall:</b> 23"w 25"d 33.5"h		<b>Arm:</b> 25.5"h		<b>COM:</b> 1.75 yds.									
			<b>Seat:</b> 20"w 19"d 19"h		<b>Weight:</b> 45 lbs.		<b>COL:</b> n/a									
			<b>COM</b>	<b>COL</b>	<b>1</b>	<b>2</b>	<b>3</b>	<b>4</b>	<b>5</b>	<b>6</b>	<b>7</b>	<b>8</b>	<b>9</b>	<b>10</b>	<b>L1</b>	<b>L2</b>
			947	N/A	966	1001	1037	1072	1107	1143	1178	1213	1249	1284	N/A	N/A
			<i>Open Back / Exposed Wood Arms / Removable Seat &amp; Back Upholstery</i>													
			95	N/A	156	191	227	262	297	333	373	413	453	493	N/A	N/A
			<i>Replacement Seat &amp; Back Upholstery Set</i>													
	OPEN ARM CHAIR / ACCEPTS TABLE ON RIGHT	1620-T	<b>Overall:</b> 23"w 25"d 33.5"h		<b>Arm:</b> 25.5"h		<b>COM:</b> 1.75 yds.									
			<b>Seat:</b> 20"w 19"d 19"h		<b>Weight:</b> 45 lbs.		<b>COL:</b> n/a									
			<b>COM</b>	<b>COL</b>	<b>1</b>	<b>2</b>	<b>3</b>	<b>4</b>	<b>5</b>	<b>6</b>	<b>7</b>	<b>8</b>	<b>9</b>	<b>10</b>	<b>L1</b>	<b>L2</b>
			947	N/A	966	1001	1037	1072	1107	1143	1178	1213	1249	1284	N/A	N/A
			<i>Open Back / Exposed Wood Arms / Removable Seat &amp; Back Upholstery</i>													
			95	N/A	156	191	227	262	297	333	373	413	453	493	N/A	N/A
			<i>Replacement Seat &amp; Back Upholstery Set</i>													
	OPEN ARM CHAIR / ACCEPTS TABLE ON LEFT	1620-LT	<b>Overall:</b> 23"w 25"d 33.5"h		<b>Arm:</b> 25.5"h		<b>COM:</b> 1.75 yds.									
			<b>Seat:</b> 20"w 19"d 19"h		<b>Weight:</b> 45 lbs.		<b>COL:</b> n/a									
			<b>COM</b>	<b>COL</b>	<b>1</b>	<b>2</b>	<b>3</b>	<b>4</b>	<b>5</b>	<b>6</b>	<b>7</b>	<b>8</b>	<b>9</b>	<b>10</b>	<b>L1</b>	<b>L2</b>
			947	N/A	966	1001	1037	1072	1107	1143	1178	1213	1249	1284	N/A	N/A
			<i>Open Back / Exposed Wood Arms / Removable Seat &amp; Back Upholstery</i>													
			95	N/A	156	191	227	262	297	333	373	413	453	493	N/A	N/A
			<i>Replacement Seat &amp; Back Upholstery Set</i>													

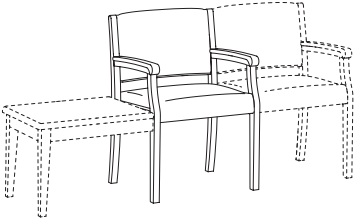
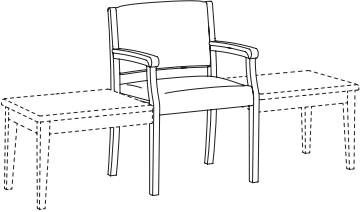

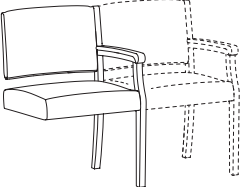
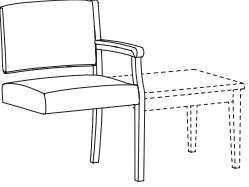
**DESCRIPTION:**

- Exposed Frames: Solid Maple
- Seat: High Density Polyurethane Foam Over Strap Webbing Suspended In A Reinforced Metal Frame
- Back: High Density Polyurethane Foam Over Polypropylene Webbing
- Upholstered Covers: Attached w/ Velcro / Removable For Maintenance
- Antimicrobial Moisture Barrier Fully Encapsulates All Foam Areas
- Leather Upholstery Not Available
- Adjustable Height Leveling Glides Standard
- Lifetime Warranty

**OPTIONS:**

- Specify Exposed Wood Finish (See Page 6)
- Closed Arm Panels (See Page 203)

*NOTE: All Seating Configurations Are Viewed From Left To Right Facing. Please Attach A Layout Showing Seating Configuration w/ Your Order. Assembled Units Must Be Shipped In Configurations Of 3 Or Less. Trinity Recommends Professional Installation Assistance For Units Of 4 Or More. (Assembly Required)*

GUEST / TANDEM		ITEM #:	SPECIFICATIONS   GRADES   LIST PRICES:												
<p><b>OPEN ARM CHAIR / ACCEPTS TABLE ON LEFT &amp; SEAT ON RIGHT</b></p> 			<i>Overall: 23"w 25"d 33.5"h</i>			<i>Arm: 25.5"h</i>			<i>COM: 1.75 yds.</i>						
			<i>Seat: 20"w 19"d 19"h</i>			<i>Weight: 45 lbs.</i>			<i>COL: n/a</i>						
			<b>COM</b>	<b>COL</b>	<b>1</b>	<b>2</b>	<b>3</b>	<b>4</b>	<b>5</b>	<b>6</b>	<b>7</b>	<b>8</b>	<b>9</b>	<b>10</b>	<b>L1</b>
	<b>1620-TC</b>	947	N/A	966	1001	1037	1072	1107	1143	1178	1213	1249	1284	N/A	N/A
		<i>Open Back / Exposed Wood Arms / Removable Seat &amp; Back Upholstery</i>													
	<b>1620-R</b>	95	N/A	156	191	227	262	297	333	373	413	453	493	N/A	N/A
		<i>Replacement Seat &amp; Back Upholstery Set</i>													
<p><b>OPEN ARM CHAIR / ACCEPTS TABLE ON LEFT OR RIGHT</b></p> 			<i>Overall: 23"w 25"d 33.5"h</i>			<i>Arm: 25.5"h</i>			<i>COM: 1.75 yds.</i>						
			<i>Seat: 20"w 19"d 19"h</i>			<i>Weight: 45 lbs.</i>			<i>COL: n/a</i>						
			<b>COM</b>	<b>COL</b>	<b>1</b>	<b>2</b>	<b>3</b>	<b>4</b>	<b>5</b>	<b>6</b>	<b>7</b>	<b>8</b>	<b>9</b>	<b>10</b>	<b>L1</b>
	<b>1620-TT</b>	947	N/A	966	1001	1037	1072	1107	1143	1178	1213	1249	1284	N/A	N/A
		<i>Open Back / Exposed Wood Arms / Removable Seat &amp; Back Upholstery</i>													
	<b>1620-R</b>	95	N/A	156	191	227	262	297	333	373	413	453	493	N/A	N/A
		<i>Replacement Seat &amp; Back Upholstery Set</i>													
<p><b>OPEN ARM ADD-A-SEAT</b></p> 			<i>Overall: 21.5"w 25"d 33.5"h</i>			<i>Arm: 25.5"h</i>			<i>COM: 1.75 yds.</i>						
			<i>Seat: 20"w 19"d 19"h</i>			<i>Weight: 40 lbs.</i>			<i>COL: n/a</i>						
			<b>COM</b>	<b>COL</b>	<b>1</b>	<b>2</b>	<b>3</b>	<b>4</b>	<b>5</b>	<b>6</b>	<b>7</b>	<b>8</b>	<b>9</b>	<b>10</b>	<b>L1</b>
	<b>1621</b>	714	N/A	746	781	816	852	887	922	958	993	1028	1064	N/A	N/A
		<i>Open Back / Exposed Wood Arms / Removable Seat &amp; Back Upholstery</i>													
	<b>1621-R</b>	95	N/A	156	191	227	262	297	333	373	413	453	493	N/A	N/A
		<i>Replacement Seat &amp; Back Upholstery Set</i>													
<p><b>OPEN ARM ADD-A-SEAT ACCEPTS SEAT ON RIGHT</b></p> 			<i>Overall: 21.5"w 25"d 33.5"h</i>			<i>Arm: 25.5"h</i>			<i>COM: 1.75 yds.</i>						
			<i>Seat: 20"w 19"d 19"h</i>			<i>Weight: 40 lbs.</i>			<i>COL: n/a</i>						
			<b>COM</b>	<b>COL</b>	<b>1</b>	<b>2</b>	<b>3</b>	<b>4</b>	<b>5</b>	<b>6</b>	<b>7</b>	<b>8</b>	<b>9</b>	<b>10</b>	<b>L1</b>
	<b>1621-C</b>	714	N/A	746	781	816	852	887	922	958	993	1028	1064	N/A	N/A
		<i>Open Back / Exposed Wood Arms / Removable Seat &amp; Back Upholstery</i>													
	<b>1621-R</b>	95	N/A	156	191	227	262	297	333	373	413	453	493	N/A	N/A
		<i>Replacement Seat &amp; Back Upholstery Set</i>													
<p><b>OPEN ARM ADD-A-SEAT / ACCEPTS TABLE ON RIGHT</b></p> 			<i>Overall: 21.5"w 25"d 33.5"h</i>			<i>Arm: 25.5"h</i>			<i>COM: 1.75 yds.</i>						
			<i>Seat: 20"w 19"d 19"h</i>			<i>Weight: 40 lbs.</i>			<i>COL: n/a</i>						
			<b>COM</b>	<b>COL</b>	<b>1</b>	<b>2</b>	<b>3</b>	<b>4</b>	<b>5</b>	<b>6</b>	<b>7</b>	<b>8</b>	<b>9</b>	<b>10</b>	<b>L1</b>
	<b>1621-T</b>	714	N/A	746	781	816	852	887	922	958	993	1028	1064	N/A	N/A
		<i>Open Back / Exposed Wood Arms / Removable Seat &amp; Back Upholstery</i>													
	<b>1621-R</b>	95	N/A	156	191	227	262	297	333	373	413	453	493	N/A	N/A
		<i>Replacement Seat &amp; Back Upholstery Set</i>													

**DESCRIPTION:**

- Exposed Frames: Solid Maple
- Seat: High Density Polyurethane Foam Over Strap Webbing Suspended In A Reinforced Metal Frame
- Back: High Density Polyurethane Foam Over Polypropylene Webbing
- Upholstered Covers: Attached w/ Velcro / Removable For Maintenance
- Antimicrobial Moisture Barrier Fully Encapsulates All Foam Areas
- Leather Upholstery Not Available
- Adjustable Height Leveling Glides Standard
- Lifetime Warranty

**OPTIONS:**

- Specify Exposed Wood Finish (See Page 6)
- Closed Arm Panels (See Page 203)


*NOTE: All Seating Configurations Are Viewed From Left To Right Facing. Please Attach A Layout Showing Seating Configuration w/ Your Order. Assembled Units Must Be Shipped In Configurations Of 3 Or Less. Trinity Recommends Professional Installation Assistance For Units Of 4 Or More. (Assembly Required)*

**TANDEM / BARIATRIC**

ITEM #:

SPECIFICATIONS | GRADES | LIST PRICES:

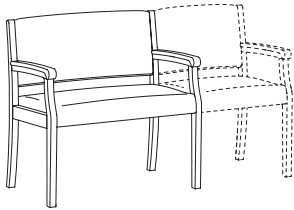
**BARIATRIC OPEN ARM SIDE CHAIR**



**Overall:** 33"w 25"d 33.5"h      **Arm:** 25.5"h      **COM:** 2.25 yds.  
**Seat:** 30"w 19"d 19"h      **Weight:** 55 lbs.      **COL:** n/a

COM	COL	1	2	3	4	5	6	7	8	9	10	L1	L2
1630	N/A	1213	1260	1307	1354	1402	1449	1496	1543	1590	1637	N/A	N/A
<i>Open Back / Exposed Wood Arms / Removable Seat &amp; Back Upholstery / 500 lb. Weight Capacity</i>													
1630-R	N/A	195	242	290	337	384	431	478	525	572	620	N/A	N/A
<i>Replacement Seat &amp; Back Upholstery Set</i>													

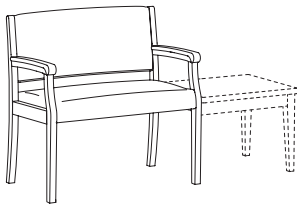
**BARIATRIC OPEN ARM CHAIR / ACCEPTS SEAT ON RIGHT**



**Overall:** 33"w 25"d 33.5"h      **Arm:** 25.5"h      **COM:** 2.25 yds.  
**Seat:** 30"w 19"d 19"h      **Weight:** 55 lbs.      **COL:** n/a

COM	COL	1	2	3	4	5	6	7	8	9	10	L1	L2
1630-C	N/A	1213	1260	1307	1354	1402	1449	1496	1543	1590	1637	N/A	N/A
<i>Open Back / Exposed Wood Arms / Removable Seat &amp; Back Upholstery / 500 lb. Weight Capacity</i>													
1630-R	N/A	195	242	290	337	384	431	478	525	572	620	N/A	N/A
<i>Replacement Seat &amp; Back Upholstery Set</i>													

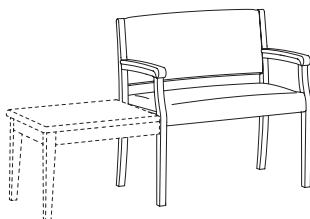
**BARIATRIC OPEN ARM CHAIR / ACCEPTS TABLE ON RIGHT**



**Overall:** 33"w 25"d 33.5"h      **Arm:** 25.5"h      **COM:** 2.25 yds.  
**Seat:** 30"w 19"d 19"h      **Weight:** 55 lbs.      **COL:** n/a

COM	COL	1	2	3	4	5	6	7	8	9	10	L1	L2
1630-T	N/A	1213	1260	1307	1354	1402	1449	1496	1543	1590	1637	N/A	N/A
<i>Open Back / Exposed Wood Arms / Removable Seat &amp; Back Upholstery / 500 lb. Weight Capacity</i>													
1630-R	N/A	195	242	290	337	384	431	478	525	572	620	N/A	N/A
<i>Replacement Seat &amp; Back Upholstery Set</i>													

**BARIATRIC OPEN ARM CHAIR / ACCEPTS TABLE ON RIGHT**



**Overall:** 33"w 25"d 33.5"h      **Arm:** 25.5"h      **COM:** 2.25 yds.  
**Seat:** 30"w 19"d 19"h      **Weight:** 55 lbs.      **COL:** n/a

COM	COL	1	2	3	4	5	6	7	8	9	10	L1	L2
1630-LT	N/A	1213	1260	1307	1354	1402	1449	1496	1543	1590	1637	N/A	N/A
<i>Open Back / Exposed Wood Arms / Removable Seat &amp; Back Upholstery / 500 lb. Weight Capacity</i>													
1630-R	N/A	195	242	290	337	384	431	478	525	572	620	N/A	N/A
<i>Replacement Seat &amp; Back Upholstery Set</i>													

**DESCRIPTION:**

- Exposed Frames: Solid Maple
- Seat: High Density Polyurethane Foam Over Strap Webbing Suspended In A Reinforced Metal Frame
- Back: High Density Polyurethane Foam Over Polypropylene Webbing
- Upholstered Covers: Attached w/ Velcro / Removable For Maintenance
- Antimicrobial Moisture Barrier Fully Encapsulates All Foam Areas
- Leather Upholstery Not Available
- Adjustable Height Leveling Glides Standard
- Lifetime Warranty

**OPTIONS:**

- Specify Exposed Wood Finish (See Page 6)
- Closed Arm Panels (See Page 203)

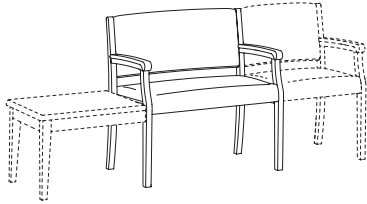
*NOTE: All Seating Configurations Are Viewed From Left To Right Facing. Please Attach A Layout Showing Seating Configuration w/ Your Order. Assembled Units Must Be Shipped In Configurations Of 3 Or Less. Trinity Recommends Professional Installation Assistance For Units Of 4 Or More. (Assembly Required)*

**TANDEM / BARIATRIC**

ITEM #:

SPECIFICATIONS | GRADES | LIST PRICES:

**BARIATRIC OPEN ARM CHAIR / ACCEPTS TABLE ON LEFT & SEAT ON RIGHT**

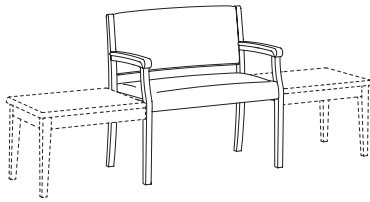


1630-TC

1630-R

		<b>Overall:</b> 33"w 25"d 33.5"h		<b>Arm:</b> 25.5"h		<b>COM:</b> 2.25 yds.							
		<b>Seat:</b> 30"w 19"d 19"h		<b>Weight:</b> 55 lbs.		<b>COL:</b> n/a							
<b>COM</b>	<b>COL</b>	<b>1</b>	<b>2</b>	<b>3</b>	<b>4</b>	<b>5</b>	<b>6</b>	<b>7</b>	<b>8</b>	<b>9</b>	<b>10</b>	<b>L1</b>	<b>L2</b>
1183	N/A	1213	1260	1307	1354	1402	1449	1496	1543	1590	1637	N/A	N/A
<i>Open Back / Exposed Wood Arms / Removable Seat &amp; Back Upholstery / 500 lb. Weight Capacity</i>													
107	N/A	195	242	290	337	384	431	478	525	572	620	N/A	N/A
<i>Replacement Seat &amp; Back Upholstery Set</i>													

**BARIATRIC OPEN ARM CHAIR / ACCEPTS TABLE ON LEFT / RIGHT**




1630-TT

1630-R

		<b>Overall:</b> 33"w 25"d 33.5"h		<b>Arm:</b> 25.5"h		<b>COM:</b> 2.25 yds.							
		<b>Seat:</b> 30"w 19"d 19"h		<b>Weight:</b> 55 lbs.		<b>COL:</b> n/a							
<b>COM</b>	<b>COL</b>	<b>1</b>	<b>2</b>	<b>3</b>	<b>4</b>	<b>5</b>	<b>6</b>	<b>7</b>	<b>8</b>	<b>9</b>	<b>10</b>	<b>L1</b>	<b>L2</b>
1183	N/A	1213	1260	1307	1354	1402	1449	1496	1543	1590	1637	N/A	N/A
<i>Open Back / Exposed Wood Arms / Removable Seat &amp; Back Upholstery / 500 lb. Weight Capacity</i>													
107	N/A	195	242	290	337	384	431	478	525	572	620	N/A	N/A
<i>Replacement Seat &amp; Back Upholstery Set</i>													

**BARIATRIC OPEN ARM ADD-A-SEAT**

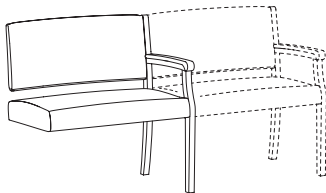


1631

1631-R

		<b>Overall:</b> 31.5"w 25"d 33.5"h		<b>Arm:</b> 25.5"h		<b>COM:</b> 2.25 yds.							
		<b>Seat:</b> 30"w 19"d 19"h		<b>Weight:</b> 52 lbs.		<b>COL:</b> n/a							
<b>COM</b>	<b>COL</b>	<b>1</b>	<b>2</b>	<b>3</b>	<b>4</b>	<b>5</b>	<b>6</b>	<b>7</b>	<b>8</b>	<b>9</b>	<b>10</b>	<b>L1</b>	<b>L2</b>
946	N/A	989	1036	1083	1130	1177	1224	1271	1319	1366	1413	N/A	N/A
<i>Open Back / Exposed Wood Arms / Removable Seat &amp; Back Upholstery / 500 lb. Weight Capacity</i>													
107	N/A	195	242	290	337	384	431	478	525	572	620	N/A	N/A
<i>Replacement Seat &amp; Back Upholstery Set</i>													

**BARIATRIC OPEN ARM ADD-A-SEAT / ACCEPTS SEAT ON RIGHT**

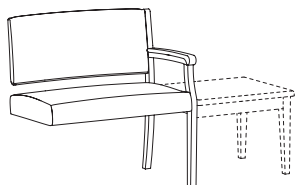


1631-C

1631-R

		<b>Overall:</b> 31.5"w 25"d 33.5"h		<b>Arm:</b> 25.5"h		<b>COM:</b> 2.25 yds.							
		<b>Seat:</b> 30"w 19"d 19"h		<b>Weight:</b> 52 lbs.		<b>COL:</b> n/a							
<b>COM</b>	<b>COL</b>	<b>1</b>	<b>2</b>	<b>3</b>	<b>4</b>	<b>5</b>	<b>6</b>	<b>7</b>	<b>8</b>	<b>9</b>	<b>10</b>	<b>L1</b>	<b>L2</b>
946	N/A	989	1036	1083	1130	1177	1224	1271	1319	1366	1413	N/A	N/A
<i>Open Back / Exposed Wood Arms / Removable Seat &amp; Back Upholstery / 500 lb. Weight Capacity</i>													
107	N/A	195	242	290	337	384	431	478	525	572	620	N/A	N/A
<i>Replacement Seat &amp; Back Upholstery Set</i>													

**BARIATRIC OPEN ARM ADD-A-SEAT / ACCEPTS TABLE ON RIGHT**



1631-T

1631-R

		<b>Overall:</b> 31.5"w 25"d 33.5"h		<b>Arm:</b> 25.5"h		<b>COM:</b> 2.25 yds.							
		<b>Seat:</b> 30"w 19"d 19"h		<b>Weight:</b> 52 lbs.		<b>COL:</b> n/a							
<b>COM</b>	<b>COL</b>	<b>1</b>	<b>2</b>	<b>3</b>	<b>4</b>	<b>5</b>	<b>6</b>	<b>7</b>	<b>8</b>	<b>9</b>	<b>10</b>	<b>L1</b>	<b>L2</b>
946	N/A	989	1036	1083	1130	1177	1224	1271	1319	1366	1413	N/A	N/A
<i>Open Back / Exposed Wood Arms / Removable Seat &amp; Back Upholstery / 500 lb. Weight Capacity</i>													
107	N/A	195	242	290	337	384	431	478	525	572	620	N/A	N/A
<i>Replacement Seat &amp; Back Upholstery Set</i>													



**DESCRIPTION:**

- Exposed Frames: Solid Maple
- Seat: High Density Polyurethane Foam Over Strap Webbing Suspended In A Reinforced Metal Frame
- Back: High Density Polyurethane Foam Over Polypropylene Webbing
- Upholstered Covers: Attached w/ Velcro / Removable For Maintenance
- Antimicrobial Moisture Barrier Fully Encapsulates All Foam Areas
- Leather Upholstery Not Available
- Adjustable Height Leveling Glides Standard
- Lifetime Warranty


**OPTIONS:**

- Specify Exposed Wood Finish (See Page 6)
- Closed Arm Panels (See Page 203)

*NOTE: All Seating Configurations Are Viewed From Left To Right Facing. Please Attach A Layout Showing Seating Configuration w/ Your Order. Assembled Units Must Be Shipped In Configurations Of 3 Or Less. Trinity Recommends Professional Installation Assistance For Units Of 4 Or More. (Assembly Required)*

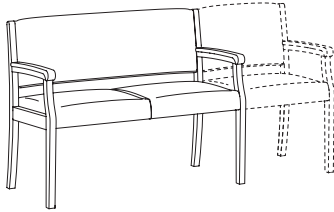
**TANDEM**

**OPEN ARM TWO PLACE SOFA**



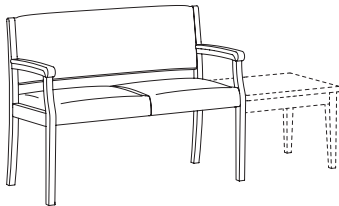
ITEM #:	SPECIFICATIONS   GRADES   LIST PRICES:													
	<b>Overall:</b> 51"w 25"d 33.5"h				<b>Arm:</b> 25.5"h				<b>COM:</b> 3.25 yds.					
	<b>Seat:</b> 48"w 19"d 19"h				<b>Weight:</b> 62 lbs.				<b>COL:</b> n/a					
	<b>COM</b>	<b>COL</b>	<b>1</b>	<b>2</b>	<b>3</b>	<b>4</b>	<b>5</b>	<b>6</b>	<b>7</b>	<b>8</b>	<b>9</b>	<b>10</b>	<b>L1</b>	<b>L2</b>
<b>1648</b>	1499	N/A	1571	1647	1724	1800	1877	1954	2030	2107	2183	2260	N/A	N/A
	<i>Open Back / Exposed Wood Arms / Removable Seat &amp; Back Upholstery</i>													
<b>1648-R</b>	119	N/A	265	342	419	495	572	648	725	802	878	955	N/A	N/A
	<i>Replacement Seat &amp; Back Upholstery Set</i>													

**OPEN ARM TWO PLACE SOFA / ACCEPTS SEAT ON RIGHT**



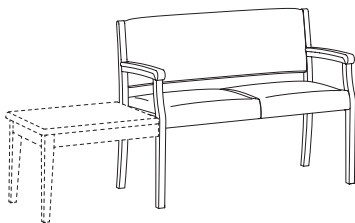
	<b>Overall:</b> 51"w 25"d 33.5"h				<b>Arm:</b> 25.5"h				<b>COM:</b> 3.25 yds.					
	<b>Seat:</b> 48"w 19"d 19"h				<b>Weight:</b> 62 lbs.				<b>COL:</b> n/a					
	<b>COM</b>	<b>COL</b>	<b>1</b>	<b>2</b>	<b>3</b>	<b>4</b>	<b>5</b>	<b>6</b>	<b>7</b>	<b>8</b>	<b>9</b>	<b>10</b>	<b>L1</b>	<b>L2</b>
<b>1648-C</b>	1499	N/A	1571	1647	1724	1800	1877	1954	2030	2107	2183	2260	N/A	N/A
	<i>Open Back / Exposed Wood Arms / Removable Seat &amp; Back Upholstery</i>													
<b>1648-R</b>	119	N/A	265	342	419	495	572	648	725	802	878	955	N/A	N/A
	<i>Replacement Seat &amp; Back Upholstery Set</i>													

**OPEN ARM TWO PLACE SOFA / ACCEPTS TABLE ON RIGHT**



	<b>Overall:</b> 51"w 25"d 33.5"h				<b>Arm:</b> 25.5"h				<b>COM:</b> 3.25 yds.					
	<b>Seat:</b> 48"w 19"d 19"h				<b>Weight:</b> 62 lbs.				<b>COL:</b> n/a					
	<b>COM</b>	<b>COL</b>	<b>1</b>	<b>2</b>	<b>3</b>	<b>4</b>	<b>5</b>	<b>6</b>	<b>7</b>	<b>8</b>	<b>9</b>	<b>10</b>	<b>L1</b>	<b>L2</b>
<b>1648-T</b>	1499	N/A	1571	1647	1724	1800	1877	1954	2030	2107	2183	2260	N/A	N/A
	<i>Open Back / Exposed Wood Arms / Removable Seat &amp; Back Upholstery</i>													
<b>1648-R</b>	119	N/A	265	342	419	495	572	648	725	802	878	955	N/A	N/A
	<i>Replacement Seat &amp; Back Upholstery Set</i>													

**OPEN ARM TWO PLACE SOFA / ACCEPTS TABLE ON LEFT**



	<b>Overall:</b> 51"w 25"d 33.5"h				<b>Arm:</b> 25.5"h				<b>COM:</b> 3.25 yds.					
	<b>Seat:</b> 48"w 19"d 19"h				<b>Weight:</b> 62 lbs.				<b>COL:</b> n/a					
	<b>COM</b>	<b>COL</b>	<b>1</b>	<b>2</b>	<b>3</b>	<b>4</b>	<b>5</b>	<b>6</b>	<b>7</b>	<b>8</b>	<b>9</b>	<b>10</b>	<b>L1</b>	<b>L2</b>
<b>1648-LT</b>	1499	N/A	1571	1647	1724	1800	1877	1954	2030	2107	2183	2260	N/A	N/A
	<i>Open Back / Exposed Wood Arms / Removable Seat &amp; Back Upholstery</i>													
<b>1648-R</b>	119	N/A	265	342	419	495	572	648	725	802	878	955	N/A	N/A
	<i>Replacement Seat &amp; Back Upholstery Set</i>													

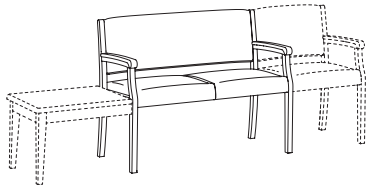
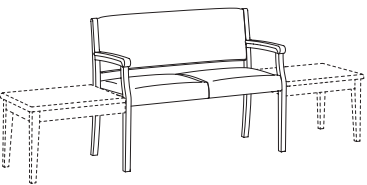

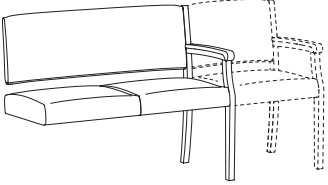
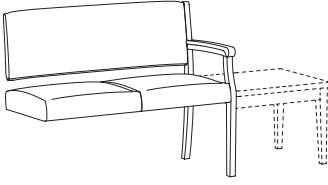
**DESCRIPTION:**

- Exposed Frames: Solid Maple
- Seat: High Density Polyurethane Foam Over Strap Webbing Suspended In A Reinforced Metal Frame
- Back: High Density Polyurethane Foam Over Polypropylene Webbing
- Upholstered Covers: Attached w/ Velcro / Removable For Maintenance
- Antimicrobial Moisture Barrier Fully Encapsulates All Foam Areas
- Leather Upholstery Not Available
- Adjustable Height Leveling Glides Standard
- Lifetime Warranty

**OPTIONS:**

- Specify Exposed Wood Finish (See Page 6)
- Closed Arm Panels (See Page 203)

*NOTE: All Seating Configurations Are Viewed From Left To Right Facing. Please Attach A Layout Showing Seating Configuration w/ Your Order. Assembled Units Must Be Shipped In Configurations Of 3 Or Less. Trinity Recommends Professional Installation Assistance For Units Of 4 Or More. (Assembly Required)*

TANDEM / 48" SEAT WIDTH		ITEM #:	SPECIFICATIONS   GRADES   LIST PRICES:													
	<p><b>OPEN ARM TWO PLACE SOFA / ACCEPTS TABLE ON LEFT &amp; SEAT ON RIGHT</b></p>	<p><b>1648-TC</b></p>	<p><b>Overall:</b> 51"w 25"d 33.5"h</p>			<p><b>Arm:</b> 25.5"h</p>			<p><b>COM:</b> 3.25 yds.</p>							
			<p><b>Seat:</b> 48"w 19"d 19"h</p>			<p><b>Weight:</b> 62 lbs.</p>			<p><b>COL:</b> n/a</p>							
			<b>COM</b>	<b>COL</b>	<b>1</b>	<b>2</b>	<b>3</b>	<b>4</b>	<b>5</b>	<b>6</b>	<b>7</b>	<b>8</b>	<b>9</b>	<b>10</b>	<b>L1</b>	<b>L2</b>
		1499	N/A	1571	1647	1724	1800	1877	1954	2030	2107	2183	2260	N/A	N/A	
		<p><i>Open Back / Exposed Wood Arms / Removable Seat &amp; Back Upholstery</i></p>														
		<b>1648-R</b>	119	N/A	265	342	419	495	572	648	725	802	878	955	N/A	N/A
		<p><i>Replacement Seat &amp; Back Upholstery Set</i></p>														
	<p><b>OPEN ARM TWO PLACE SOFA / ACCEPTS TABLE ON LEFT / RIGHT</b></p>	<p><b>1648-TT</b></p>	<p><b>Overall:</b> 51"w 25"d 33.5"h</p>			<p><b>Arm:</b> 25.5"h</p>			<p><b>COM:</b> 3.25 yds.</p>							
			<p><b>Seat:</b> 48"w 19"d 19"h</p>			<p><b>Weight:</b> 62 lbs.</p>			<p><b>COL:</b> n/a</p>							
			<b>COM</b>	<b>COL</b>	<b>1</b>	<b>2</b>	<b>3</b>	<b>4</b>	<b>5</b>	<b>6</b>	<b>7</b>	<b>8</b>	<b>9</b>	<b>10</b>	<b>L1</b>	<b>L2</b>
		1499	N/A	1571	1647	1724	1800	1877	1954	2030	2107	2183	2260	N/A	N/A	
		<p><i>Open Back / Exposed Wood Arms / Removable Seat &amp; Back Upholstery</i></p>														
		<b>1648-R</b>	119	N/A	265	342	419	495	572	648	725	802	878	955	N/A	N/A
		<p><i>Replacement Seat &amp; Back Upholstery Set</i></p>														
	<p><b>OPEN ARM TWO PLACE ADD-A-SEAT</b></p>	<p><b>1649</b></p>	<p><b>Overall:</b> 49.5"w 25"d 33.5"h</p>			<p><b>Arm:</b> 25.5"h</p>			<p><b>COM:</b> 3.25 yds.</p>							
			<p><b>Seat:</b> 48"w 19"d 19"h</p>			<p><b>Weight:</b> 62 lbs.</p>			<p><b>COL:</b> n/a</p>							
			<b>COM</b>	<b>COL</b>	<b>1</b>	<b>2</b>	<b>3</b>	<b>4</b>	<b>5</b>	<b>6</b>	<b>7</b>	<b>8</b>	<b>9</b>	<b>10</b>	<b>L1</b>	<b>L2</b>
		1260	N/A	1333	1404	1474	1545	1616	1687	1757	1828	1899	1969	N/A	N/A	
		<p><i>Open Back / Exposed Wood Arms / Removable Seat &amp; Back Upholstery</i></p>														
		<b>1649-R</b>	119	N/A	265	342	419	495	572	648	725	802	878	955	N/A	N/A
		<p><i>Replacement Seat &amp; Back Upholstery Set</i></p>														
	<p><b>OPEN ARM ADD-A-SEAT / ACCEPTS SEAT ON RIGHT</b></p>	<p><b>1649-C</b></p>	<p><b>Overall:</b> 49.5"w 25"d 33.5"h</p>			<p><b>Arm:</b> 25.5"h</p>			<p><b>COM:</b> 3.25 yds.</p>							
			<p><b>Seat:</b> 48"w 19"d 19"h</p>			<p><b>Weight:</b> 62 lbs.</p>			<p><b>COL:</b> n/a</p>							
			<b>COM</b>	<b>COL</b>	<b>1</b>	<b>2</b>	<b>3</b>	<b>4</b>	<b>5</b>	<b>6</b>	<b>7</b>	<b>8</b>	<b>9</b>	<b>10</b>	<b>L1</b>	<b>L2</b>
		1260	N/A	1333	1404	1474	1545	1616	1687	1757	1828	1899	1969	N/A	N/A	
		<p><i>Open Back / Exposed Wood Arms / Removable Seat &amp; Back Upholstery</i></p>														
		<b>1649-R</b>	119	N/A	265	342	419	495	572	648	725	802	878	955	N/A	N/A
		<p><i>Replacement Seat &amp; Back Upholstery Set</i></p>														
	<p><b>OPEN ARM ADD-A-SEAT / ACCEPTS TABLE ON RIGHT</b></p>	<p><b>1649-T</b></p>	<p><b>Overall:</b> 49.5"w 25"d 33.5"h</p>			<p><b>Arm:</b> 25.5"h</p>			<p><b>COM:</b> 3.25 yds.</p>							
			<p><b>Seat:</b> 48"w 19"d 19"h</p>			<p><b>Weight:</b> 62 lbs.</p>			<p><b>COL:</b> n/a</p>							
			<b>COM</b>	<b>COL</b>	<b>1</b>	<b>2</b>	<b>3</b>	<b>4</b>	<b>5</b>	<b>6</b>	<b>7</b>	<b>8</b>	<b>9</b>	<b>10</b>	<b>L1</b>	<b>L2</b>
		1260	N/A	1333	1404	1474	1545	1616	1687	1757	1828	1899	1969	N/A	N/A	
		<p><i>Open Back / Exposed Wood Arms / Removable Seat &amp; Back Upholstery</i></p>														
		<b>1649-R</b>	119	N/A	265	342	419	495	572	648	725	802	878	955	N/A	N/A
		<p><i>Replacement Seat &amp; Back Upholstery Set</i></p>														


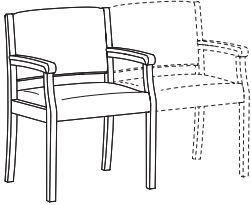
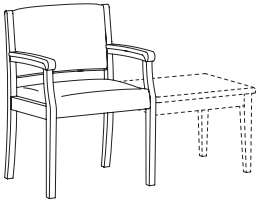
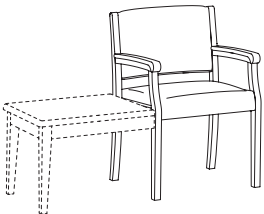
**DESCRIPTION:**

- Exposed Frames: Solid Maple
- Seat: High Density Polyurethane Foam Over Strap Webbing Suspended In A Reinforced Metal Frame
- Back: High Density Polyurethane Foam Over Polypropylene Webbing
- Upholstered Covers: Attached w/ Velcro / Removable For Maintenance
- Antimicrobial Moisture Barrier Fully Encapsulates All Foam Areas
- Black Urethane Arm Caps
- Leather Upholstery Not Available
- Adjustable Height Leveling Glides Standard
- Lifetime Warranty

**OPTIONS:**

- Specify Exposed Wood Finish (See Page 6)
- Upholstered Arm Caps Available (See Page 203)
- Closed Arm Panels (See Page 203)

*NOTE: All Seating Configurations Are Viewed From Left To Right Facing. Please Attach A Layout Showing Seating Configuration w/ Your Order. Assembled Units Must Be Shipped In Configurations Of 3 Or Less. Trinity Recommends Professional Installation Assistance For Units Of 4 Or More. (Assembly Required)*

GUEST / TANDEM		ITEM #:	SPECIFICATIONS   GRADES   LIST PRICES:													
	OPEN ARM CHAIR		<b>Overall:</b> 23"w 25"d 33.5"h <b>Seat:</b> 20"w 19"d 19"h			<b>Arm:</b> 25.5"h <b>Weight:</b> 45 lbs.			<b>COM:</b> 1.75 yds. <b>COL:</b> n/a							
			COM	COL	1	2	3	4	5	6	7	8	9	10	L1	L2
	1622		1067	N/A	1079	1114	1150	1185	1220	1256	1291	1327	1362	1397	N/A	N/A
			Open Back / Urethane Arm Caps / Removable Seat & Back Upholstery													
	1622-R		100	N/A	165	200	236	271	306	306	306	306	306	306	N/A	N/A
			Replacement Seat & Back Upholstery Set													
	OPEN ARM CHAIR / ACCEPTS SEAT ON RIGHT		<b>Overall:</b> 23"w 25"d 33.5"h <b>Seat:</b> 20"w 19"d 19"h			<b>Arm:</b> 25.5"h <b>Weight:</b> 45 lbs.			<b>COM:</b> 1.75 yds. <b>COL:</b> n/a							
			COM	COL	1	2	3	4	5	6	7	8	9	10	L1	L2
	1622-C		1067	N/A	1079	1114	1150	1185	1220	1256	1291	1327	1362	1397	N/A	N/A
			Open Back / Urethane Arm Caps / Removable Seat & Back Upholstery													
	1622-R		100	N/A	165	200	236	271	306	306	306	306	306	306	N/A	N/A
			Replacement Seat & Back Upholstery Set													
	OPEN ARM CHAIR / ACCEPTS TABLE ON RIGHT		<b>Overall:</b> 23"w 25"d 33.5"h <b>Seat:</b> 20"w 19"d 19"h			<b>Arm:</b> 25.5"h <b>Weight:</b> 45 lbs.			<b>COM:</b> 1.75 yds. <b>COL:</b> n/a							
			COM	COL	1	2	3	4	5	6	7	8	9	10	L1	L2
	1622-T		1067	N/A	1079	1114	1150	1185	1220	1256	1291	1327	1362	1397	N/A	N/A
			Open Back / Urethane Arm Caps / Removable Seat & Back Upholstery													
	1622-R		100	N/A	165	200	236	271	306	306	306	306	306	306	N/A	N/A
			Replacement Seat & Back Upholstery Set													
	OPEN ARM CHAIR / ACCEPTS TABLE ON LEFT		<b>Overall:</b> 23"w 25"d 33.5"h <b>Seat:</b> 20"w 19"d 19"h			<b>Arm:</b> 25.5"h <b>Weight:</b> 45 lbs.			<b>COM:</b> 1.75 yds. <b>COL:</b> n/a							
			COM	COL	1	2	3	4	5	6	7	8	9	10	L1	L2
	1622-LT		1016	N/A	1028	1061	1095	1129	1162	1196	1230	1263	1297	1331	N/A	N/A
			Open Back / Urethane Arm Caps / Removable Seat & Back Upholstery													
	1622-R		100	N/A	165	200	236	271	306	306	306	306	306	306	N/A	N/A
			Replacement Seat & Back Upholstery Set													

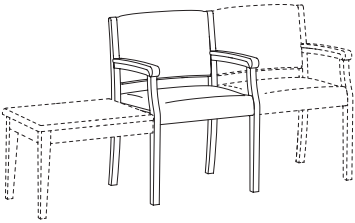
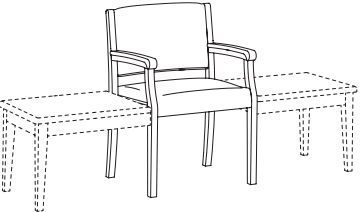

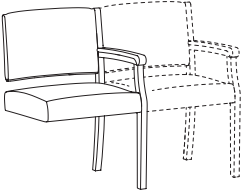
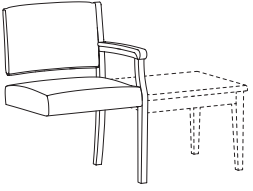
**DESCRIPTION:**

- Exposed Frames: Solid Maple
- Seat: High Density Polyurethane Foam Over Strap Webbing Suspended In A Reinforced Metal Frame
- Back: High Density Polyurethane Foam Over Polypropylene Webbing
- Upholstered Covers: Attached w/ Velcro / Removable For Maintenance
- Antimicrobial Moisture Barrier Fully Encapsulates All Foam Areas
- Black Urethane Arm Caps
- Leather Upholstery Not Available
- Adjustable Height Leveling Glides Standard
- Lifetime Warranty

**OPTIONS:**

- Specify Exposed Wood Finish (See Page 6)
- Upholstered Arm Caps Available (See Page 203)
- Closed Arm Panels (See Page 203)

*NOTE: All Seating Configurations Are Viewed From Left To Right Facing. Please Attach A Layout Showing Seating Configuration w/ Your Order. Assembled Units Must Be Shipped In Configurations Of 3 Or Less. Trinity Recommends Professional Installation Assistance For Units Of 4 Or More. (Assembly Required)*

GUEST / TANDEM		ITEM #:	SPECIFICATIONS   GRADES   LIST PRICES:													
	<b>OPEN ARM CHAIR / ACCEPTS TABLE ON LEFT &amp; SEAT ON RIGHT</b>		<b>Overall:</b> 23"w 25"d 33.5"h <b>Seat:</b> 20"w 19"d 19"h		<b>Arm:</b> 25.5"h <b>Weight:</b> 45 lbs.			<b>COM:</b> 1.75 yds. <b>COL:</b> n/a								
	<b>1622-TC</b>		COM	COL	1	2	3	4	5	6	7	8	9	10	L1	L2
	<b>1622-R</b>		1067	N/A	1079	1114	1150	1185	1220	1256	1291	1327	1362	1397	N/A	N/A
			<i>Open Back / Urethane Arm Caps / Removable Seat &amp; Back Upholstery</i>													
			<i>Replacement Seat &amp; Back Upholstery Set</i>													
	<b>OPEN ARM CHAIR / ACCEPTS TABLE ON LEFT / RIGHT</b>		<b>Overall:</b> 23"w 25"d 33.5"h <b>Seat:</b> 20"w 19"d 19"h		<b>Arm:</b> 25.5"h <b>Weight:</b> 45 lbs.			<b>COM:</b> 1.75 yds. <b>COL:</b> n/a								
	<b>1622-TT</b>		COM	COL	1	2	3	4	5	6	7	8	9	10	L1	L2
	<b>1622-R</b>		1067	N/A	1079	1114	1150	1185	1220	1256	1291	1327	1362	1397	N/A	N/A
			<i>Open Back / Urethane Arm Caps / Removable Seat &amp; Back Upholstery</i>													
			<i>Replacement Seat &amp; Back Upholstery Set</i>													
	<b>OPEN ARM ADD-A-SEAT</b>		<b>Overall:</b> 21.5"w 25"d 33.5"h <b>Seat:</b> 20"w 19"d 19"h		<b>Arm:</b> 25.5"h <b>Weight:</b> 40 lbs.			<b>COM:</b> 1.75 yds. <b>COL:</b> n/a								
	<b>1623</b>		COM	COL	1	2	3	4	5	6	7	8	9	10	L1	L2
	<b>1623-R</b>		782	N/A	810	845	881	916	951	987	1022	1058	1093	1128	N/A	N/A
			<i>Open Back / Urethane Arm Caps / Removable Seat &amp; Back Upholstery</i>													
			<i>Replacement Seat &amp; Back Upholstery Set</i>													
	<b>OPEN ARM ADD-A-SEAT / ACCEPTS SEAT ON RIGHT</b>		<b>Overall:</b> 21.5"w 25"d 33.5"h <b>Seat:</b> 20"w 19"d 19"h		<b>Arm:</b> 25.5"h <b>Weight:</b> 40 lbs.			<b>COM:</b> 1.75 yds. <b>COL:</b> n/a								
	<b>1623-C</b>		COM	COL	1	2	3	4	5	6	7	8	9	10	L1	L2
	<b>1623-R</b>		782	N/A	810	845	881	916	951	987	1022	1058	1093	1128	N/A	N/A
			<i>Open Back / Urethane Arm Caps / Removable Seat &amp; Back Upholstery</i>													
			<i>Replacement Seat &amp; Back Upholstery Set</i>													
	<b>OPEN ARM ADD-A-SEAT / ACCEPTS TABLE ON RIGHT</b>		<b>Overall:</b> 21.5"w 25"d 33.5"h <b>Seat:</b> 20"w 19"d 19"h		<b>Arm:</b> 25.5"h <b>Weight:</b> 40 lbs.			<b>COM:</b> 1.75 yds. <b>COL:</b> n/a								
	<b>1623-T</b>		COM	COL	1	2	3	4	5	6	7	8	9	10	L1	L2
	<b>1623-R</b>		782	N/A	810	845	881	916	951	987	1022	1058	1093	1128	N/A	N/A
			<i>Open Back / Urethane Arm Caps / Removable Seat &amp; Back Upholstery</i>													
			<i>Replacement Seat &amp; Back Upholstery Set</i>													

**DESCRIPTION:**

- Exposed Frames: Solid Maple
- Seat: High Density Polyurethane Foam Over Strap Webbing Suspended In A Reinforced Metal Frame
- Back: High Density Polyurethane Foam Over Polypropylene Webbing
- Upholstered Covers: Attached w/ Velcro / Removable For Maintenance
- Antimicrobial Moisture Barrier Fully Encapsulates All Foam Areas
- Black Urethane Arm Caps
- Leather Upholstery Not Available
- Adjustable Height Leveling Glides Standard
- Lifetime Warranty

**OPTIONS:**

- Specify Exposed Wood Finish (See Page 6)
- Upholstered Arm Caps Available (See Page 203)
- Closed Arm Panels (See Page 203)


*NOTE: All Seating Configurations Are Viewed From Left To Right Facing. Please Attach A Layout Showing Seating Configuration w/ Your Order. Assembled Units Must Be Shipped In Configurations Of 3 Or Less. Trinity Recommends Professional Installation Assistance For Units Of 4 Or More. (Assembly Required)*

**TANDEM / BARIATRIC**

ITEM #:

SPECIFICATIONS | GRADES | LIST PRICES:

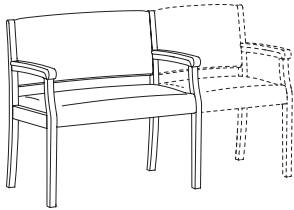
**BARIATRIC OPEN ARM SIDE CHAIR**



**Overall:** 33"w 25"d 33.5"h      **Arm:** 25.5"h      **COM:** 2.25 yds.  
**Seat:** 30"w 19"d 19"h      **Weight:** 55 lbs.      **COL:** n/a

COM	COL	1	2	3	4	5	6	7	8	9	10	L1	L2
1632	N/A	1329	1376	1423	1470	1518	1565	1612	1659	1706	1753	N/A	N/A
<i>Open Back / Urethane Arm Caps / Removable Seat &amp; Back Upholstery / 500 lb. Weight Capacity</i>													
1632-R	N/A	200	247	294	341	388	436	483	530	577	624	N/A	N/A
<i>Replacement Seat &amp; Back Upholstery Set</i>													

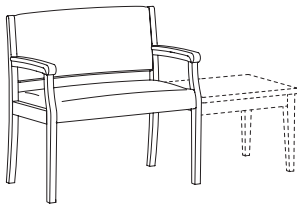
**BARIATRIC OPEN ARM CHAIR / ACCEPTS SEAT ON RIGHT**



**Overall:** 33"w 25"d 33.5"h      **Arm:** 25.5"h      **COM:** 2.25 yds.  
**Seat:** 30"w 19"d 19"h      **Weight:** 55 lbs.      **COL:** n/a

COM	COL	1	2	3	4	5	6	7	8	9	10	L1	L2
1632-C	N/A	1329	1376	1423	1470	1518	1565	1612	1659	1706	1753	N/A	N/A
<i>Open Back / Urethane Arm Caps / Removable Seat &amp; Back Upholstery / 500 lb. Weight Capacity</i>													
1632-R	N/A	200	247	294	341	388	436	483	530	577	624	N/A	N/A
<i>Replacement Seat &amp; Back Upholstery Set</i>													

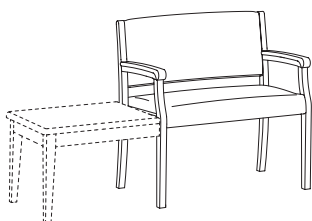
**BARIATRIC OPEN ARM CHAIR / ACCEPTS TABLE ON RIGHT**



**Overall:** 33"w 25"d 33.5"h      **Arm:** 25.5"h      **COM:** 2.25 yds.  
**Seat:** 30"w 19"d 19"h      **Weight:** 55 lbs.      **COL:** n/a

COM	COL	1	2	3	4	5	6	7	8	9	10	L1	L2
1632-T	N/A	1329	1376	1423	1470	1518	1565	1612	1659	1706	1753	N/A	N/A
<i>Open Back / Urethane Arm Caps / Removable Seat &amp; Back Upholstery / 500 lb. Weight Capacity</i>													
1632-R	N/A	200	247	294	341	388	436	483	530	577	624	N/A	N/A
<i>Replacement Seat &amp; Back Upholstery Set</i>													

**BARIATRIC OPEN ARM CHAIR / ACCEPTS TABLE ON LEFT**



**Overall:** 33"w 25"d 33.5"h      **Arm:** 25.5"h      **COM:** 2.25 yds.  
**Seat:** 30"w 19"d 19"h      **Weight:** 55 lbs.      **COL:** n/a

COM	COL	1	2	3	4	5	6	7	8	9	10	L1	L2
1632-LT	N/A	1329	1376	1423	1470	1518	1565	1612	1659	1706	1753	N/A	N/A
<i>Open Back / Urethane Arm Caps / Removable Seat &amp; Back Upholstery / 500 lb. Weight Capacity</i>													
1632-R	N/A	200	247	294	341	388	436	483	530	577	624	N/A	N/A
<i>Replacement Seat &amp; Back Upholstery Set</i>													

**DESCRIPTION:**

- Exposed Frames: Solid Maple
- Seat: High Density Polyurethane Foam Over Strap Webbing Suspended In A Reinforced Metal Frame
- Back: High Density Polyurethane Foam Over Polypropylene Webbing
- Upholstered Covers: Attached w/ Velcro / Removable For Maintenance
- Antimicrobial Moisture Barrier Fully Encapsulates All Foam Areas
- Black Urethane Arm Caps
- Leather Upholstery Not Available
- Adjustable Height Leveling Glides Standard
- Lifetime Warranty

**OPTIONS:**

- Specify Exposed Wood Finish (See Page 6)
- Upholstered Arm Caps Available (See Page 203)
- Closed Arm Panels (See Page 203)

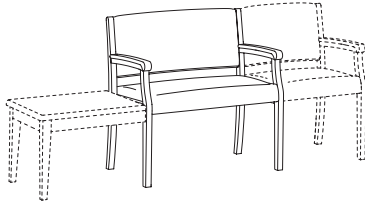
*NOTE: All Seating Configurations Are Viewed From Left To Right Facing. Please Attach A Layout Showing Seating Configuration w/ Your Order. Assembled Units Must Be Shipped In Configurations Of 3 Or Less. Trinity Recommends Professional Installation Assistance For Units Of 4 Or More. (Assembly Required)*

**TANDEM / BARIATRIC**

ITEM #:

SPECIFICATIONS | GRADES | LIST PRICES:

**BARIATRIC OPEN ARM CHAIR / ACCEPTS TABLE ON LEFT & SEAT ON RIGHT**

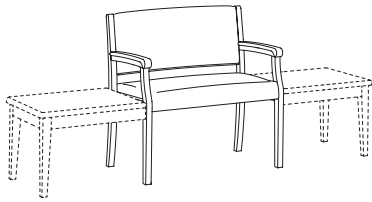


1632-TC

1632-R

		<b>Overall:</b> 33"w 25"d 33.5"h	<b>Arm:</b> 25.5"h	<b>COM:</b> 2.25 yds.										
		<b>Seat:</b> 30"w 19"d 19"h	<b>Weight:</b> 55 lbs.	<b>COL:</b> n/a										
<b>COM</b>	<b>COL</b>	<b>1</b>	<b>2</b>	<b>3</b>	<b>4</b>	<b>5</b>	<b>6</b>	<b>7</b>	<b>8</b>	<b>9</b>	<b>10</b>	<b>L1</b>	<b>L2</b>	
1306	N/A	1329	1376	1423	1470	1518	1565	1612	1659	1706	1753	N/A	N/A	
<i>Open Back / Urethane Arm Caps / Removable Seat &amp; Back Upholstery / 500 lb. Weight Capacity</i>														
112	N/A	200	247	294	341	388	436	483	530	577	624	N/A	N/A	
<i>Replacement Seat &amp; Back Upholstery Set</i>														

**BARIATRIC OPEN ARM CHAIR / ACCEPTS TABLE ON LEFT / RIGHT**




1632-TT

1632-R

		<b>Overall:</b> 33"w 25"d 33.5"h	<b>Arm:</b> 25.5"h	<b>COM:</b> 2.25 yds.										
		<b>Seat:</b> 30"w 19"d 19"h	<b>Weight:</b> 55 lbs.	<b>COL:</b> n/a										
<b>COM</b>	<b>COL</b>	<b>1</b>	<b>2</b>	<b>3</b>	<b>4</b>	<b>5</b>	<b>6</b>	<b>7</b>	<b>8</b>	<b>9</b>	<b>10</b>	<b>L1</b>	<b>L2</b>	
1306	N/A	1329	1376	1423	1470	1518	1565	1612	1659	1706	1753	N/A	N/A	
<i>Open Back / Urethane Arm Caps / Removable Seat &amp; Back Upholstery / 500 lb. Weight Capacity</i>														
112	N/A	200	247	294	341	388	436	483	530	577	624	N/A	N/A	
<i>Replacement Seat &amp; Back Upholstery Set</i>														

**BARIATRIC OPEN ARM ADD-A-SEAT**

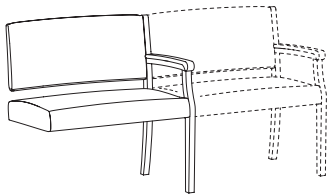


1633

1633-R

		<b>Overall:</b> 31.5"w 25"d 33.5"h	<b>Arm:</b> 25.5"h	<b>COM:</b> 2.25 yds.										
		<b>Seat:</b> 30"w 19"d 19"h	<b>Weight:</b> 52 lbs.	<b>COL:</b> n/a										
<b>COM</b>	<b>COL</b>	<b>1</b>	<b>2</b>	<b>3</b>	<b>4</b>	<b>5</b>	<b>6</b>	<b>7</b>	<b>8</b>	<b>9</b>	<b>10</b>	<b>L1</b>	<b>L2</b>	
1024	N/A	1062	1109	1156	1203	1251	1298	1345	1392	1439	1486	N/A	N/A	
<i>Open Back / Urethane Arm Caps / Removable Seat &amp; Back Upholstery / 500 lb. Weight Capacity</i>														
112	N/A	200	247	294	341	388	436	483	530	577	624	N/A	N/A	
<i>Replacement Seat &amp; Back Upholstery Set</i>														

**BARIATRIC OPEN ARM ADD-A-SEAT / ACCEPTS SEAT ON RIGHT**

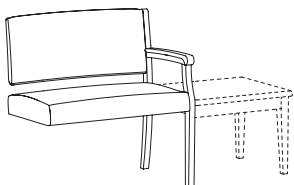


1633-C

1633-R

		<b>Overall:</b> 31.5"w 25"d 33.5"h	<b>Arm:</b> 25.5"h	<b>COM:</b> 2.25 yds.										
		<b>Seat:</b> 30"w 19"d 19"h	<b>Weight:</b> 52 lbs.	<b>COL:</b> n/a										
<b>COM</b>	<b>COL</b>	<b>1</b>	<b>2</b>	<b>3</b>	<b>4</b>	<b>5</b>	<b>6</b>	<b>7</b>	<b>8</b>	<b>9</b>	<b>10</b>	<b>L1</b>	<b>L2</b>	
1024	N/A	1062	1109	1156	1203	1251	1298	1345	1392	1439	1486	N/A	N/A	
<i>Open Back / Urethane Arm Caps / Removable Seat &amp; Back Upholstery / 500 lb. Weight Capacity</i>														
112	N/A	200	247	294	341	388	436	483	530	577	624	N/A	N/A	
<i>Replacement Seat &amp; Back Upholstery Set</i>														

**BARIATRIC OPEN ARM ADD-A-SEAT / ACCEPTS TABLE ON RIGHT**



1633-T

1633-R

		<b>Overall:</b> 31.5"w 25"d 33.5"h	<b>Arm:</b> 25.5"h	<b>COM:</b> 2.25 yds.										
		<b>Seat:</b> 30"w 19"d 19"h	<b>Weight:</b> 52 lbs.	<b>COL:</b> n/a										
<b>COM</b>	<b>COL</b>	<b>1</b>	<b>2</b>	<b>3</b>	<b>4</b>	<b>5</b>	<b>6</b>	<b>7</b>	<b>8</b>	<b>9</b>	<b>10</b>	<b>L1</b>	<b>L2</b>	
1024	N/A	1062	1109	1156	1203	1251	1298	1345	1392	1439	1486	N/A	N/A	
<i>Open Back / Urethane Arm Caps / Removable Seat &amp; Back Upholstery / 500 lb. Weight Capacity</i>														
112	N/A	200	247	294	341	388	436	483	530	577	624	N/A	N/A	
<i>Replacement Seat &amp; Back Upholstery Set</i>														



**DESCRIPTION:**


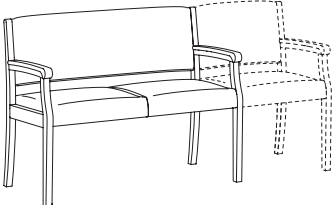
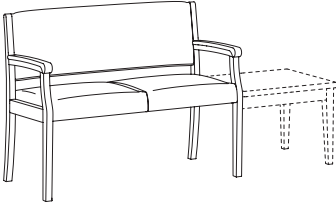
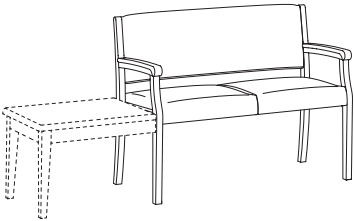
- Exposed Frames: Solid Maple
- Seat: High Density Polyurethane Foam Over Strap Webbing Suspended In A Reinforced Metal Frame
- Back: High Density Polyurethane Foam Over Polypropylene Webbing
- Upholstered Covers: Attached w/ Velcro / Removable For Maintenance
- Antimicrobial Moisture Barrier Fully Encapsulates All Foam Areas
- Black Urethane Arm Caps
- Leather Upholstery Not Available
- Adjustable Height Leveling Glides Standard
- Lifetime Warranty

**OPTIONS:**

- Specify Exposed Wood Finish (See Page 6)
- Upholstered Arm Caps Available (See Page 203)
- Closed Arm Panels (See Page 203)

*NOTE: All Seating Configurations Are Viewed From Left To Right Facing. Please Attach A Layout Showing Seating Configuration w/ Your Order. Assembled Units Must Be Shipped In Configurations Of 3 Or Less. Trinity Recommends Professional Installation Assistance For Units Of 4 Or More. (Assembly Required)*

**TANDEM**

ITEM #:	SPECIFICATIONS   GRADES   LIST PRICES:													
<b>OPEN ARM TWO PLACE SOFA</b> 	<b>Overall:</b> 51"w 25"d 33.5"h			<b>Arm:</b> 25.5"h			<b>COM:</b> 3.25 yds.							
	<b>Seat:</b> 48"w 19"d 19"h			<b>Weight:</b> 62 lbs.			<b>COL:</b> n/a							
	<b>COM</b>	<b>COL</b>	<b>1</b>	<b>2</b>	<b>3</b>	<b>4</b>	<b>5</b>	<b>6</b>	<b>7</b>	<b>8</b>	<b>9</b>	<b>10</b>	<b>L1</b>	<b>L2</b>
<b>1650</b>	N/A	1703	1780	1856	1933	2009	2086	2162	2239	2316	2392	N/A	N/A	
<i>Open Back / Urethane Arm Caps / Removable Seat &amp; Back Upholstery</i>														
<b>1650-R</b>	124	N/A	270	347	423	500	576	653	730	806	883	959	N/A	N/A
<i>Replacement Seat &amp; Back Upholstery Set</i>														
<b>OPEN ARM TWO PLACE SOFA / ACCEPTS SEAT ON RIGHT</b> 	<b>Overall:</b> 51"w 25"d 33.5"h			<b>Arm:</b> 25.5"h			<b>COM:</b> 3.25 yds.							
	<b>Seat:</b> 48"w 19"d 19"h			<b>Weight:</b> 62 lbs.			<b>COL:</b> n/a							
	<b>COM</b>	<b>COL</b>	<b>1</b>	<b>2</b>	<b>3</b>	<b>4</b>	<b>5</b>	<b>6</b>	<b>7</b>	<b>8</b>	<b>9</b>	<b>10</b>	<b>L1</b>	<b>L2</b>
<b>1650-C</b>	N/A	1703	1780	1856	1933	2009	2086	2162	2239	2316	2392	N/A	N/A	
<i>Open Back / Urethane Arm Caps / Removable Seat &amp; Back Upholstery</i>														
<b>1650-R</b>	124	N/A	270	347	423	500	576	653	730	806	883	959	N/A	N/A
<i>Replacement Seat &amp; Back Upholstery Set</i>														
<b>OPEN ARM TWO PLACE SOFA / ACCEPTS TABLE ON RIGHT</b> 	<b>Overall:</b> 51"w 25"d 33.5"h			<b>Arm:</b> 25.5"h			<b>COM:</b> 3.25 yds.							
	<b>Seat:</b> 48"w 19"d 19"h			<b>Weight:</b> 62 lbs.			<b>COL:</b> n/a							
	<b>COM</b>	<b>COL</b>	<b>1</b>	<b>2</b>	<b>3</b>	<b>4</b>	<b>5</b>	<b>6</b>	<b>7</b>	<b>8</b>	<b>9</b>	<b>10</b>	<b>L1</b>	<b>L2</b>
<b>1650-T</b>	N/A	1703	1780	1856	1933	2009	2086	2162	2239	2316	2392	N/A	N/A	
<i>Open Back / Urethane Arm Caps / Removable Seat &amp; Back Upholstery</i>														
<b>1650-R</b>	124	N/A	270	347	423	500	576	653	730	806	883	959	N/A	N/A
<i>Replacement Seat &amp; Back Upholstery Set</i>														
<b>OPEN ARM TWO PLACE SOFA / ACCEPTS TABLE ON LEFT</b> 	<b>Overall:</b> 51"w 25"d 33.5"h			<b>Arm:</b> 25.5"h			<b>COM:</b> 3.25 yds.							
	<b>Seat:</b> 48"w 19"d 19"h			<b>Weight:</b> 62 lbs.			<b>COL:</b> n/a							
	<b>COM</b>	<b>COL</b>	<b>1</b>	<b>2</b>	<b>3</b>	<b>4</b>	<b>5</b>	<b>6</b>	<b>7</b>	<b>8</b>	<b>9</b>	<b>10</b>	<b>L1</b>	<b>L2</b>
<b>1650-LT</b>	N/A	1703	1780	1856	1933	2009	2086	2162	2239	2316	2392	N/A	N/A	
<i>Open Back / Urethane Arm Caps / Removable Seat &amp; Back Upholstery</i>														
<b>1650-R</b>	124	N/A	270	347	423	500	576	653	730	806	883	959	N/A	N/A
<i>Replacement Seat &amp; Back Upholstery Set</i>														

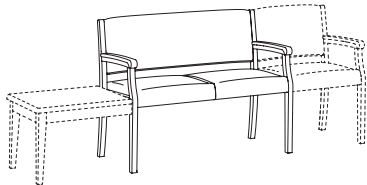
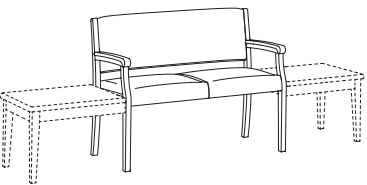

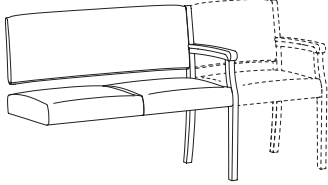
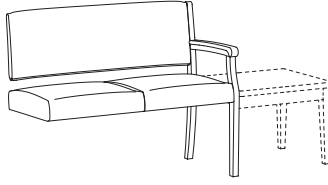
**DESCRIPTION:**

- Exposed Frames: Solid Maple
- Seat: High Density Polyurethane Foam Over Strap Webbing Suspended In A Reinforced Metal Frame
- Back: High Density Polyurethane Foam Over Polypropylene Webbing
- Upholstered Covers: Attached w/ Velcro / Removable For Maintenance
- Antimicrobial Moisture Barrier Fully Encapsulates All Foam Areas
- Black Urethane Arm Caps
- Leather Upholstery Not Available
- Adjustable Height Leveling Glides Standard
- Lifetime Warranty

**OPTIONS:**

- Specify Exposed Wood Finish (See Page 6)
- Upholstered Arm Caps Available (See Page 203)
- Closed Arm Panels (See Page 203)

*NOTE: All Seating Configurations Are Viewed From Left To Right Facing. Please Attach A Layout Showing Seating Configuration w/ Your Order. Assembled Units Must Be Shipped In Configurations Of 3 Or Less. Trinity Recommends Professional Installation Assistance For Units Of 4 Or More. (Assembly Required)*

TANDEM / 48" SEAT WIDTH		ITEM #:	SPECIFICATIONS   GRADES   LIST PRICES:													
	<b>OPEN ARM TWO PLACE SOFA / ACCEPTS TABLE ON LEFT &amp; SEAT ON RIGHT</b>		<b>Overall:</b> 51"w 25"d 33.5"h <b>Seat:</b> 48"w 19"d 19"h		<b>Arm:</b> 25.5"h <b>Weight:</b> 62 lbs.			<b>COM:</b> 3.25 yds. <b>COL:</b> n/a								
	<b>1650-TC</b>		<b>COM</b>	<b>COL</b>	<b>1</b>	<b>2</b>	<b>3</b>	<b>4</b>	<b>5</b>	<b>6</b>	<b>7</b>	<b>8</b>	<b>9</b>	<b>10</b>	<b>L1</b>	<b>L2</b>
	<b>1650-R</b>		1639	N/A	1703	1780	1856	1933	2009	2086	2162	2239	2316	2392	N/A	N/A
			<i>Open Back / Urethane Arm Caps / Removable Seat &amp; Back Upholstery</i>													
			<i>Replacement Seat &amp; Back Upholstery Set</i>													
	<b>OPEN ARM TWO PLACE SOFA / ACCEPTS TABLE ON LEFT / RIGHT</b>		<b>Overall:</b> 51"w 25"d 33.5"h <b>Seat:</b> 48"w 19"d 19"h		<b>Arm:</b> 25.5"h <b>Weight:</b> 62 lbs.			<b>COM:</b> 3.25 yds. <b>COL:</b> n/a								
	<b>1650-TT</b>		<b>COM</b>	<b>COL</b>	<b>1</b>	<b>2</b>	<b>3</b>	<b>4</b>	<b>5</b>	<b>6</b>	<b>7</b>	<b>8</b>	<b>9</b>	<b>10</b>	<b>L1</b>	<b>L2</b>
	<b>1650-R</b>		1639	N/A	1703	1780	1856	1933	2009	2086	2162	2239	2316	2392	N/A	N/A
			<i>Open Back / Urethane Arm Caps / Removable Seat &amp; Back Upholstery</i>													
			<i>Replacement Seat &amp; Back Upholstery Set</i>													
	<b>OPEN ARM TWO PLACE ADD-A-SEAT</b>		<b>Overall:</b> 49.5"w 25"d 33.5"h <b>Seat:</b> 48"w 19"d 19"h		<b>Arm:</b> 25.5"h <b>Weight:</b> 62 lbs.			<b>COM:</b> 3.25 yds. <b>COL:</b> n/a								
	<b>1651</b>		<b>COM</b>	<b>COL</b>	<b>1</b>	<b>2</b>	<b>3</b>	<b>4</b>	<b>5</b>	<b>6</b>	<b>7</b>	<b>8</b>	<b>9</b>	<b>10</b>	<b>L1</b>	<b>L2</b>
	<b>1651-R</b>		1344	N/A	1412	1482	1553	1624	1694	1765	1836	1907	1977	2048	N/A	N/A
			<i>Open Back / Urethane Arm Caps / Removable Seat &amp; Back Upholstery</i>													
			<i>Replacement Seat &amp; Back Upholstery Set</i>													
	<b>OPEN ARM ADD-A-SEAT / ACCEPTS SEAT ON RIGHT</b>		<b>Overall:</b> 49.5"w 25"d 33.5"h <b>Seat:</b> 48"w 19"d 19"h		<b>Arm:</b> 25.5"h <b>Weight:</b> 62 lbs.			<b>COM:</b> 3.25 yds. <b>COL:</b> n/a								
	<b>1651-C</b>		<b>COM</b>	<b>COL</b>	<b>1</b>	<b>2</b>	<b>3</b>	<b>4</b>	<b>5</b>	<b>6</b>	<b>7</b>	<b>8</b>	<b>9</b>	<b>10</b>	<b>L1</b>	<b>L2</b>
	<b>1651-R</b>		1344	N/A	1412	1482	1553	1624	1694	1765	1836	1907	1977	2048	N/A	N/A
			<i>Open Back / Urethane Arm Caps / Removable Seat &amp; Back Upholstery</i>													
			<i>Replacement Seat &amp; Back Upholstery Set</i>													
	<b>OPEN ARM ADD-A-SEAT / ACCEPTS TABLE ON RIGHT</b>		<b>Overall:</b> 49.5"w 25"d 33.5"h <b>Seat:</b> 48"w 19"d 19"h		<b>Arm:</b> 25.5"h <b>Weight:</b> 62 lbs.			<b>COM:</b> 3.25 yds. <b>COL:</b> n/a								
	<b>1651-T</b>		<b>COM</b>	<b>COL</b>	<b>1</b>	<b>2</b>	<b>3</b>	<b>4</b>	<b>5</b>	<b>6</b>	<b>7</b>	<b>8</b>	<b>9</b>	<b>10</b>	<b>L1</b>	<b>L2</b>
	<b>1651-R</b>		1344	N/A	1412	1482	1553	1624	1694	1765	1836	1907	1977	2048	N/A	N/A
			<i>Open Back / Urethane Arm Caps / Removable Seat &amp; Back Upholstery</i>													
			<i>Replacement Seat &amp; Back Upholstery Set</i>													



**DESCRIPTION:**

- Exposed Frames: Solid Maple
- Top: Banded w/ Solid Maple
- Wilsonart Plastic Laminates Standard. (Alternate Selections Available)
- Lifetime Warranty


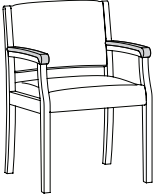
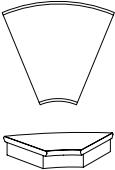
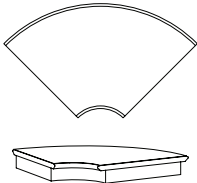
**OPTIONS:**

Specify Exposed Wood Finish (See Page 6)



Evolve Edge Profile Standard

*NOTE: All Seating Configurations Are Viewed From Left To Right Facing. Please Attach A Layout Showing Seating Configuration w/ Your Order. Assembled Units Must Be Shipped In Configurations Of 3 Or Less. Trinity Recommends Professional Installation Assistance For Units Of 4 Or More. (Assembly Required)*

ARM PANELS / TABLES	ITEM #:	SPECIFICATIONS   GRADES   LIST PRICES:														
	<b>CLOSED ARM PANELS</b>		<b>COM:</b> .25 yds. <b>Weight:</b> 10 lbs.													
			<b>COM</b>	<b>COL</b>	<b>1</b>	<b>2</b>	<b>3</b>	<b>4</b>	<b>5</b>	<b>6</b>	<b>7</b>	<b>8</b>	<b>9</b>	<b>10</b>	<b>L1</b>	<b>L2</b>
	<b>1600-PL</b>		71	N/A	83	89	96	102	108	114	121	127	133	140	N/A	N/A
			<i>Left Facing Upholstered Outside Arm Panel Set</i>													
<b>1600-PR</b>		71	N/A	83	89	96	102	108	114	121	127	133	140	N/A	N/A	
		<i>Right Facing Upholstered Outside Arm Panel Set</i>														
<b>1600-PC</b>		71	N/A	83	89	96	102	108	114	121	127	133	140	N/A	N/A	
		<i>Center Upholstered Arm Panel Set</i>														
	<b>UPHOLSTERED ARM CAPS</b>		<b>Overall:</b> 1.75"w 17.25"d 1.75"h <b>COM:</b> .25 yds. <b>Weight:</b> 10 lbs.													
			<b>COM</b>	<b>COL</b>	<b>1</b>	<b>2</b>	<b>3</b>	<b>4</b>	<b>5</b>	<b>6</b>	<b>7</b>	<b>8</b>	<b>9</b>	<b>10</b>	<b>L1</b>	<b>L2</b>
	<b>1600-AC</b>		39 (Per Arm) <i>Fully Upholstered / Supplied w/ Two Attachment Screws / Listed Yardage Requirements Supplies Enough For Two Arm Pads</i>													
<b>1600-U</b>		95 (Per Arm) <i>Black Urethane / Supplied w/ Two Attachment Screws / Unhanded</i>														
	<b>45° CORNER TABLE</b>		<b>Overall:</b> 21.5"w 19"d 3.25"h <b>Weight:</b> 9 lbs.													
			<b>COM</b>	<b>COL</b>	<b>1</b>	<b>2</b>	<b>3</b>	<b>4</b>	<b>5</b>	<b>6</b>	<b>7</b>	<b>8</b>	<b>9</b>	<b>10</b>	<b>L1</b>	<b>L2</b>
	<b>16RC45-L</b>		534 <i>Plastic Laminate Face</i>													
	<b>16RC45-V</b>		569 <i>Wood Veneer Face</i>													
<b>16RC45-C</b>		798 <i>Corian Face (Glacier White)</i>														
	<b>90° CORNER TABLE</b>		<b>Overall:</b> 26"w 26"d 3.25"h <b>Weight:</b> 14 lbs.													
			<b>COM</b>	<b>COL</b>	<b>1</b>	<b>2</b>	<b>3</b>	<b>4</b>	<b>5</b>	<b>6</b>	<b>7</b>	<b>8</b>	<b>9</b>	<b>10</b>	<b>L1</b>	<b>L2</b>
	<b>16RC90-L</b>		679 <i>Plastic Laminate Face</i>													
	<b>16RC90-V</b>		794 <i>Wood Veneer Face</i>													
<b>16RC90-C</b>		1203 <i>Corian Face (Glacier White)</i>														

**DESCRIPTION:**

- Exposed Frames: Solid Maple
- Top: Banded w/ Solid Maple
- Wilsonart Plastic Laminates Standard. (Alternate Selections Available)
- Metal Support Leg 1" - 16 Gauge Steel Leg w/ Adjustable Glide (Attaches Via 4.5" Mounting Plate)
- Lifetime Warranty

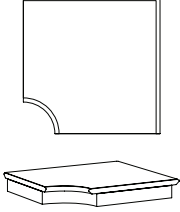


**OPTIONS:**



Specify Exposed Wood Finish (See Page 6)



Evolve Edge Profile Standard

*NOTE: All Seating Configurations Are Viewed From Left To Right Facing. Please Attach A Layout Showing Seating Configuration w/ Your Order. Assembled Units Must Be Shipped In Configurations Of 3 Or Less. Trinity Recommends Professional Installation Assistance For Units Of 4 Or More. (Assembly Required)*

CONNECTING TABLES	ITEM #:	SPECIFICATIONS   GRADES   LIST PRICES:													
<b>90° CORNER TABLE WITH METAL SUPPORT LEG</b>  		<b>Overall: 26"w 26"d 3.25"h</b> <b>Weight: 16 lbs.</b>													
		COM	COL	1	2	3	4	5	6	7	8	9	10	L1	L2
	<b>16SC2626-L</b>	689	Plastic Laminate Face												
	<b>16SC2626-V</b>	785	Wood Veneer Face												
	<b>16SC2626-C</b>	1209	Corian Face (Glacier White)												
<b>STRAIGHT DIVIDER TABLE</b>  		<b>Overall: 20"w 20"d 3.25"h</b> <b>Weight: 14 lbs.</b>													
		COM	COL	1	2	3	4	5	6	7	8	9	10	L1	L2
	<b>16C2020-L</b>	582	Plastic Laminate Face												
	<b>16C2020-V</b>	567	Wood Veneer Face												
	<b>16C2020-C</b>	657	Corian Face (Glacier White)												
<b>LEFT OR RIGHT END TABLE WITH OUTSIDE LEGS</b>  		<b>Overall: 23"w 20"d 17"h</b> <b>Weight: 18 lbs.</b>													
		COM	COL	1	2	3	4	5	6	7	8	9	10	L1	L2
	<b>16E2320-L</b>	632	Plastic Laminate Face												
	<b>16E2320-V</b>	752	Wood Veneer Face												
	<b>16E2320-C</b>	902	Corian Face (Glacier White)												

ARM CAPS / COVERS	OPTION #:	SPECIFICATIONS   LIST PRICES   AVAILABILITY:
<p>UPHOLSTERED ARM CAPS</p> 	<p><b>1600-AC</b></p> <p><b>\$39 (Per Arm)</b>  <i>Fully Upholstered / Supplied w/ Two Attachment Screws / Listed Yardage Requirements Supplies Enough For Two Arm Pads</i></p> <p><b>Available: Facelift Twist Urethane Arm Models</b></p>	
<p>CONTRASTING COVERS</p> 	<p><b>CC</b></p> <p><b>\$105</b>  <i>NOTE: If Two Or More Upholsteries Or Leathers Are Used On Any Piece Of Furniture, Then A Contrast Charge Will Apply Per Order. When Using Trinity Upholstery, The Higher Priced Upholstery Grade Will Be Used In Pricing, Unless It's Trinity Leather With Fabric Contrast Welt, Or COM With Trinity Contrast Welt, Then Contact Customer Service For Pricing.</i></p> <p><b>Available: Twist Collection</b></p>	

# FACELIFT<sup>1</sup> PRIME

---

LOUNGE

Effective: January 1, 2017

**Modified: May 1, 2018**

T R I N I T Y

<b>Date:</b>	<b>Page:</b>	<b>Modification:</b>	<b>Description:</b>
5-1-18	All Pages	5% Price Increase	Price List Reflects 5% Increase To January 1, 2017




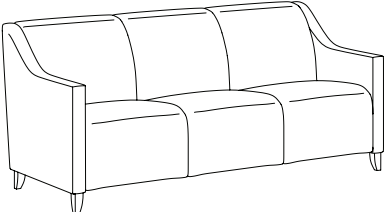
**DESCRIPTION:**

- Upholstery Frames: Steel, Plywood & Hardwood
- Seat: High Density Polyurethane Foam Over Strap Webbing
- Back: High Density Polyurethane Foam Over Sinuous Wire Springs
- Upholstered Covers: Attached w/ Velcro / Removable For Maintenance
- Exposed Wood Legs: Solid Hardwood / Removable For Maintenance
- Antimicrobial Moisture Barrier Fully Encapsulates All Foam Areas
- Leather Upholstery Not Available
- Lifetime Warranty

**OPTIONS:**

- WAC-1 Solid Wood Arm Caps (Set Of 2) .....\$126
- UAC-1 Black Urethane Arm Caps (Set Of 2).....\$168
- ATL Aluminum Tapered Legs (Set Of 4) .....\$362
- ARL Brushed Aluminum Round Legs (Set Of 4).....\$289
- PM1 Power/Data Module (1-Power / 1-USB 2 Port Simplex Charger) .....\$683

Feather Down & Polyester Pillows Available (See Page 5)  
 Specify Exposed Wood Finish (See Page 6)  
 Tablet Arm / Cup Holder Options (See Page 211)  
 Biscuit Tufting Available Upon Request (Contact Customer Service For Pricing)

LOUNGE		ITEM #:	SPECIFICATIONS   GRADES   LIST PRICES:													
	<b>LOUNGE CHAIR / FULLY UPHOLSTERED</b>		<b>Overall:</b> 28"w 32.5"d 34"h <b>Seat:</b> 23"w 20.5"d 18"h				<b>Arm:</b> 25"h <b>Weight:</b> 90 lbs.				<b>COM:</b> 5 yds. <b>COL:</b> n/a					
			COM	COL	1	2	3	4	5	6	7	8	9	10	L1	L2
	1701		1237	N/A	1393	1505	1617	1729	1841	1953	2065	2177	2289	2401	N/A	N/A
		Tight Seat & Back / Removable Upholstery														
	1701-R	188	N/A	402	514	625	737	849	961	1073	1185	1297	1409	N/A	N/A	
		Replacement Upholstery Covers														
	<b>BARIATRIC LOUNGE CHAIR / FULLY UPHOLSTERED</b>		<b>Overall:</b> 34"w 32.5"d 34"h <b>Seat:</b> 29"w 20.5"d 18"h				<b>Arm:</b> 25"h <b>Weight:</b> 100 lbs.				<b>COM:</b> 5.5 yds. <b>COL:</b> n/a					
			COM	COL	1	2	3	4	5	6	7	8	9	10	L1	L2
	1701-X		1451	N/A	1620	1743	1867	1991	2115	2238	2362	2486	2610	2733	N/A	N/A
		Tight Seat & Back / Removable Upholstery / 1000 lb. Weight Capacity														
	1701-XR	188	N/A	425	549	673	796	920	1044	1168	1291	1415	1539	N/A	N/A	
		Replacement Upholstery Covers														
	<b>TWO PLACE SOFA / FULLY UPHOLSTERED</b>		<b>Overall:</b> 51"w 32.5"d 34"h <b>Seat:</b> 46"w 20.5"d 18"h				<b>Arm:</b> 25"h <b>Weight:</b> 155 lbs.				<b>COM:</b> 7.25 yds. <b>COL:</b> n/a					
			COM	COL	1	2	3	4	5	6	7	8	9	10	L1	L2
	1702		1921	N/A	2146	2311	2476	2641	2806	2971	3136	3301	3466	3631	N/A	N/A
		Tight Seat & Back / Removable Upholstery														
	1702-R	270	N/A	585	750	915	1080	1245	1410	1575	1740	1905	2070	N/A	N/A	
		Replacement Upholstery Covers														
	<b>THREE PLACE SOFA / FULLY UPHOLSTERED</b>		<b>Overall:</b> 74"w 32.5"d 34"h <b>Seat:</b> 69"w 20.5"d 18"h				<b>Arm:</b> 25"h <b>Weight:</b> 215 lbs.				<b>COM:</b> 9.75 yds. <b>COL:</b> n/a					
			COM	COL	1	2	3	4	5	6	7	8	9	10	L1	L2
	1703		2590	N/A	2897	3121	3344	3568	3792	4016	4240	4464	4688	4912	N/A	N/A
		Tight Seat & Back / Removable Upholstery														
	1703-R	345	N/A	774	998	1222	1446	1670	1894	2117	2341	2565	2789	N/A	N/A	
		Replacement Upholstery Covers														




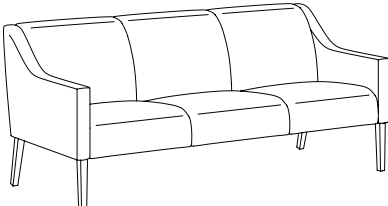
**DESCRIPTION:**





- Upholstery Frames: Steel, Plywood & Hardwood
- Seat: High Density Polyurethane Foam Over Strap Webbing
- Back: High Density Polyurethane Foam Over Sinuous Wire Springs
- Upholstered Covers: Attached w/ Velcro / Removable For Maintenance
- Exposed Wood Legs: Solid Hardwood / Removable For Maintenance
- Antimicrobial Moisture Barrier Fully Encapsulates All Foam Areas
- Leather Upholstery Not Available
- Lifetime Warranty

**OPTIONS:**


- WAC-1 Solid Wood Arm Caps (Set Of 2) .....\$126
- UAC-1 Black Urethane Arm Caps (Set Of 2).....\$168
- PM1 Power/Data Module (1-Power / 1-USB 2 Port Simplex Charger) .....\$683

Feather Down & Polyester Pillows Available (See Page 5)  
 Specify Exposed Wood Finish (See Page 6)  
 Tablet Arm / Cup Holder Options (See Page 211)  
 Biscuit Tufting Available Upon Request (Contact Customer Service For Pricing)

LOUNGE		ITEM #:	SPECIFICATIONS   GRADES   LIST PRICES:													
	LOUNGE CHAIR / FULLY UPHOLSTERED		<b>Overall:</b> 28"w 32.5"d 34"h		<b>Arm:</b> 25"h		<b>COM:</b> 4.75 yds.									
			<b>Seat:</b> 23"w 20.5"d 18"h		<b>Weight:</b> 80 lbs.		<b>COL:</b> n/a									
			<b>COM</b>	<b>COL</b>	<b>1</b>	<b>2</b>	<b>3</b>	<b>4</b>	<b>5</b>	<b>6</b>	<b>7</b>	<b>8</b>	<b>9</b>	<b>10</b>	<b>L1</b>	<b>L2</b>
	1711		1217	N/A	1363	1469	1575	1681	1787	1893	1999	2105	2211	2317	N/A	N/A
			<i>Tight Seat &amp; Back / Removable Upholstery</i>													
	1711-R		174	N/A	376	483	589	695	801	907	1013	1119	1225	1331	N/A	N/A
			<i>Replacement Upholstery Covers</i>													
	BARIATRIC LOUNGE CHAIR / FULLY UPHOLSTERED		<b>Overall:</b> 34"w 32.5"d 34"h		<b>Arm:</b> 25"h		<b>COM:</b> 5.25 yds.									
			<b>Seat:</b> 29"w 20.5"d 18"h		<b>Weight:</b> 90 lbs.		<b>COL:</b> n/a									
			<b>COM</b>	<b>COL</b>	<b>1</b>	<b>2</b>	<b>3</b>	<b>4</b>	<b>5</b>	<b>6</b>	<b>7</b>	<b>8</b>	<b>9</b>	<b>10</b>	<b>L1</b>	<b>L2</b>
	1711-X		1382	N/A	1542	1660	1778	1895	2013	2131	2249	2367	2485	2603	N/A	N/A
			<i>Tight Seat &amp; Back / Removable Upholstery / 750 lb. Weight Capacity</i>													
	1711-XR		174	N/A	400	518	636	754	871	989	1107	1225	1343	1461	N/A	N/A
			<i>Replacement Upholstery Covers</i>													
	TWO PLACE SOFA / FULLY UPHOLSTERED		<b>Overall:</b> 51"w 32.5"d 34"h		<b>Arm:</b> 25"h		<b>COM:</b> 6.5 yds.									
			<b>Seat:</b> 46"w 20.5"d 18"h		<b>Weight:</b> 140 lbs.		<b>COL:</b> n/a									
			<b>COM</b>	<b>COL</b>	<b>1</b>	<b>2</b>	<b>3</b>	<b>4</b>	<b>5</b>	<b>6</b>	<b>7</b>	<b>8</b>	<b>9</b>	<b>10</b>	<b>L1</b>	<b>L2</b>
	1712		1871	N/A	2064	2211	2358	2506	2653	2800	2947	3095	3242	3389	N/A	N/A
			<i>Tight Seat &amp; Back / Removable Upholstery</i>													
	1712-R		251	N/A	532	679	827	974	1121	1269	1416	1563	1710	1858	N/A	N/A
			<i>Replacement Upholstery Covers</i>													
	THREE PLACE SOFA / FULLY UPHOLSTERED		<b>Overall:</b> 74"w 32.5"d 34"h		<b>Arm:</b> 25"h		<b>COM:</b> 8.5 yds.									
			<b>Seat:</b> 69"w 20.5"d 18"h		<b>Weight:</b> 200 lbs.		<b>COL:</b> n/a									
			<b>COM</b>	<b>COL</b>	<b>1</b>	<b>2</b>	<b>3</b>	<b>4</b>	<b>5</b>	<b>6</b>	<b>7</b>	<b>8</b>	<b>9</b>	<b>10</b>	<b>L1</b>	<b>L2</b>
	1713		2446	N/A	2701	2895	3090	3284	3479	3673	3868	4062	4256	4451	N/A	N/A
			<i>Tight Seat &amp; Back / Removable Upholstery</i>													
	1713-R		322	N/A	693	887	1082	1276	1471	1665	1860	2054	2248	2443	N/A	N/A
			<i>Replacement Upholstery Covers</i>													

ARM CAPS / LEGS	OPTION #:	SPECIFICATIONS   LIST PRICES   AVAILABILITY:
<p>SOLID WOOD ARM CAPS</p> 	<p><b>WAC-1</b></p>	<p><b>Overall:</b> 3.25"w 17.5"d 1.25"h</p> <hr/> <p>\$126 (Set Of 2) <i>(Specify Finish)</i></p> <p><b>Available:</b> <i>Facelift 1 Prime Collection</i></p>
<p>URETHANE ARM CAPS</p> 	<p><b>UAC-1</b></p>	<p><b>Overall:</b> 3.25"w 17.5"d 1.25"h</p> <hr/> <p>\$168 (Set Of 2) <i>(Black Urethane)</i></p> <p><b>Available:</b> <i>Facelift 1 Prime Collection</i></p>
<p>ALUMINUM TAPERED LEGS</p> 	<p><b>ATL</b></p>	<p><b>Overall:</b> 1.75"w 1.75"d 4.5"h</p> <hr/> <p>\$362 (Set Of 4) <i>(Brushed Finish)</i></p> <p><b>Available:</b> <i>Facelift 1 Prime Lounge Collection (1701, 1701-X, 1702, 1703)</i></p>
<p>BRUSHED ALUMINUM ROUND LEGS</p> 	<p><b>ARL</b></p>	<p><b>Overall:</b> 2" Diameter 5"h</p> <hr/> <p>\$289 (Set Of 4) <i>(Brushed Aluminum Finish)</i></p> <p><b>Available:</b> <i>Facelift 1 Prime Lounge Collection (1701, 1701-X, 1702, 1703)</i></p>



TABLET ARMS / POWER	OPTION #:	SPECIFICATIONS   LIST PRICES   AVAILABILITY:
<p><b>TABLET ARMS / CUP HOLDER</b></p>  <p>Laminate Tablet Arm Shown w/ Cup Holder</p>  <p>Veneer Tablet Arm Shown w/ Cup Holder</p>  <p>Corian Tablet Arm Shown w/ Cup Holder</p>	<p><b>Overall:</b> 14" Diameter .75"h</p> <hr/> <p><b>TA-L</b> \$352 <i>Tablet Arm With 360° Rotation - High Pressure Laminate. (Specify Laminate / Specify Left Or Right Facing Arm Location)</i></p> <p><b>TA-V</b> \$404 <i>Tablet Arm With 360° Rotation - Sunburst Cherry Veneer. (Specify Finish / Specify Left Or Right Facing Arm Location)</i></p> <p><b>TA-C</b> \$525 <i>Tablet Arm With 360° Rotation - White Corian. (Available In White Only / Specify Left Or Right Facing Arm Location)</i></p> <p><b>CH-1</b> \$84 <i>Black Plastic Cup Holder (Only Available If Used With Tablet Arm)</i></p> <p><b>CH-2</b> \$126 <i>Spun Aluminum Cup Holder (Only Available If Used With Tablet Arm)</i></p> <p><b>Available:</b> <i>Facelift 1 Prime Collection</i></p>	
<p><b>FOLD DOWN TABLET ARM</b></p>  	<p><b>Overall:</b> 14" Diameter .75"h</p> <hr/> <p><b>FDTA-L</b> \$730 <i>Tablet Arm With 360° Rotation - High Pressure Laminate. (Specify Laminate / Specify Left Or Right Facing Arm Location)</i></p> <p><b>FDTA-V</b> \$761 <i>Tablet Arm With 360° Rotation - Sunburst Cherry Veneer. (Specify Finish / Specify Left Or Right Facing Arm Location)</i></p> <p><b>FDTA-C</b> \$903 <i>Tablet Arm With 360° Rotation - White Corian. (Available In White Only / Specify Left Or Right Facing Arm Location)</i></p> <p><b>Available:</b> <i>Facelift 1 Prime Collection</i></p>	
<p><b>DOUBLE ARTICULATING / SWIVEL TABLET ARM</b></p>	<p><b>Overall:</b> 14" Diameter .75"h</p> <hr/> <p><b>ATA-L</b> \$693 <i>Tablet Arm With 360° Rotation - High Pressure Laminate. (Specify Laminate / Specify Left Or Right Facing Arm Location)</i></p> <p><b>ATA-V</b> \$725 <i>Tablet Arm With 360° Rotation - Sunburst Cherry Veneer. (Specify Finish / Specify Left Or Right Facing Arm Location)</i></p> <p><b>ATA-C</b> \$872 <i>Tablet Arm With 360° Rotation - White Corian. (Available In White Only / Specify Left Or Right Facing Arm Location)</i></p> <p><b>CH-1</b> \$84 <i>Black Plastic Cup Holder (Only Available If Used With Tablet Arm)</i></p> <p><b>CH-2</b> \$126 <i>Spun Aluminum Cup Holder (Only Available If Used With Tablet Arm)</i></p> <p><b>Available:</b> <i>Facelift 1 Prime Collection</i></p>	
<p><b>POWER / DATA MODULE</b></p> 	<p><b>Overall:</b> 5.25"w 1.25"d 4.25"h</p> <hr/> <p><b>PM1</b> \$683 (1-Power / 1-USB 2 Port Simplex Charger Standard) <i>Vertical / Horizontal Mount Power Module. Price Varies By Socket. Contact Customer Service For Quote. (Additional Colors Available)</i></p> <p><b>Available:</b> <i>Facelift 1 Prime Low Leg Lounge</i></p>	

COVERS	OPTION #:	SPECIFICATIONS   LIST PRICES   AVAILABILITY:
<p>CONTRASTING COVERS</p> 	<p><b>CC</b></p>	<p><i>Overall: N/A</i></p> <hr/> <p><b>\$105</b>  <i>NOTE: If Two Or More Upholsteries Or Leathers Are Used On Any Piece Of Furniture, Then A Contrast Charge Will Apply Per Order. When Using Trinity Upholstery, The Higher Priced Upholstery Grade Will Be Used In Pricing, Unless It's Trinity Leather With Fabric Contrast Welt, Or COM With Trinity Contrast Welt, Then Contact Customer Service For Pricing.</i></p> <p><b>Available: Facelift 1 Prime Collection</b></p>

# FACELIFT<sup>1</sup> PRIME

---

GUEST / TANDEM / BENCHES / TABLES

Effective: January 1, 2017

Modified: May 1, 2018

T R I N I T Y

<b>Date:</b>	<b>Page:</b>	<b>Modification:</b>	<b>Description:</b>
5-1-18	All Pages	5% Price Increase	Price List Reflects 5% Increase To January 1, 2017
8-9-19	Page 215	New Product Added	Added 1722-BH Wingback Behavioral Health Chair

**DESCRIPTION:**

- Upholstery Frames: Steel, Plywood & Hardwood
- Seat: High Density Polyurethane Foam Over Strap Webbing
- Back: High Density Polyurethane Foam Over Sinuous Wire Springs
- Upholstered Covers: Attached w/ Velcro / Removable For Maintenance
- Exposed Wood Legs: Solid Hardwood / Removable For Maintenance
- Antimicrobial Moisture Barrier Fully Encapsulates All Foam Areas
- Leather Upholstery Not Available
- Lifetime Warranty

**Behavioral Chair:**

- Upholstery Frames: Steel, Plywood & Hardwood
- Recycled 22" Wide 1½" X 1½" Steel Inner-frame
- Seat: High Density Polyurethane Foam Over Sheet Webbing
- Back: High Density Polyurethane Foam Over Hardwood Plywood

- Arms: Held In Place By Non-Removable Helical Fasteners
- Exposed Wood Legs: Solid Hardwood / Removable For Maintenance
- Full Underbody Panel
- Tamperproof Screws On Seat Pan
- Full Clean-Out Between Seat & Back
- No Exposed Hardware Or "Pick Points"
- All Staples Are Concealed & Inaccessible

**Behavioral Chair Enhancements:**

- Vacuum Formed ABS Under Panel With Drain
- Additional Weight Can Be Added To The Seat
- Can Be Bolted To Floor
- Replaceable Seat Cover w/ Antimicrobial Moisture Barrier
- Bariatric 30" Wide 500lbs. Available

**OPTIONS:**

- WAC-2 Solid Wood Arm Caps (Set Of 2) .....\$116
- UAC-2 Black Urethane Arm Caps (Set Of 2) .....\$158
- PM1 Power/Data Module (1-Power / 1-USB 2 Port Simplex Charger) .....\$683

Tablet Arm / Cup Holder Options (See Page 222)

Specify Exposed Wood Finish (See Page 6)

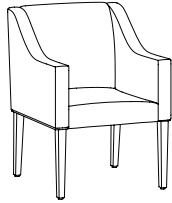
Biscuit Tufting Available Upon Request (Contact Customer Service For Pricing)

**NOTE: All Seating Configurations Are Viewed From Left To Right Facing. Please Attach A Layout Showing Seating Configuration w/ Your Order. Assembled Units Must Be Shipped In Configurations Of 3 Or Less.**

**GUEST / TANDEM**

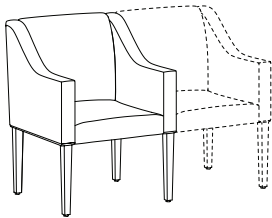
**ITEM #: SPECIFICATIONS | GRADES | LIST PRICES:**

**ARM SIDE CHAIR**



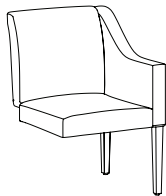
		<b>Overall: 24"w 28"d 34"h</b>		<b>Arm: 26"h</b>		<b>COM: 4 yds.</b>							
		<b>Seat: 19"w 20"d 19"h</b>		<b>Weight: 60 lbs.</b>		<b>COL: n/a</b>							
<b>COM</b>	<b>COL</b>	<b>1</b>	<b>2</b>	<b>3</b>	<b>4</b>	<b>5</b>	<b>6</b>	<b>7</b>	<b>8</b>	<b>9</b>	<b>10</b>	<b>L1</b>	<b>L2</b>
1720	N/A	1163	1252	1340	1428	1517	1605	1694	1782	1870	1959	N/A	N/A
<i>Tight Seat &amp; Back / Removable Upholstery</i>													
1720-R	N/A	291	380	468	556	645	733	821	910	998	1087	N/A	N/A
<i>Replacement Upholstery Covers</i>													

**ARM CHAIR / ACCEPTS SEAT ON RIGHT**



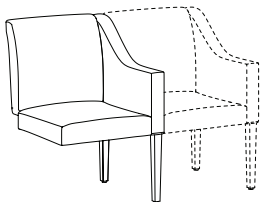
		<b>Overall: 24"w 28"d 34"h</b>		<b>Arm: 26"h</b>		<b>COM: 4 yds.</b>							
		<b>Seat: 19"w 20"d 19"h</b>		<b>Weight: 60 lbs.</b>		<b>COL: n/a</b>							
<b>COM</b>	<b>COL</b>	<b>1</b>	<b>2</b>	<b>3</b>	<b>4</b>	<b>5</b>	<b>6</b>	<b>7</b>	<b>8</b>	<b>9</b>	<b>10</b>	<b>L1</b>	<b>L2</b>
1720-C	N/A	1163	1252	1340	1428	1517	1605	1694	1782	1870	1959	N/A	N/A
<i>Tight Seat &amp; Back / Removable Upholstery</i>													
1720-CR	N/A	291	380	468	556	645	733	821	910	998	1087	N/A	N/A
<i>Replacement Upholstery Covers</i>													

**ARM CHAIR / ADD-A-SEAT**




		<b>Overall: 21.5"w 28"d 34"h</b>		<b>Arm: 26"h</b>		<b>COM: 3 yds.</b>							
		<b>Seat: 19"w 20"d 19"h</b>		<b>Weight: 45 lbs.</b>		<b>COL: n/a</b>							
<b>COM</b>	<b>COL</b>	<b>1</b>	<b>2</b>	<b>3</b>	<b>4</b>	<b>5</b>	<b>6</b>	<b>7</b>	<b>8</b>	<b>9</b>	<b>10</b>	<b>L1</b>	<b>L2</b>
1721	N/A	889	954	1019	1084	1148	1213	1278	1343	1408	1472	N/A	N/A
<i>Tight Seat &amp; Back / Removable Upholstery</i>													
1721-R	N/A	221	286	350	415	480	545	610	674	739	804	N/A	N/A
<i>Replacement Upholstery Covers</i>													

**ARM CHAIR / ADD-A-SEAT / ACCEPTS SEAT ON RIGHT**



		<b>Overall: 21.5"w 28"d 34"h</b>		<b>Arm: 26"h</b>		<b>COM: 3 yds.</b>							
		<b>Seat: 19"w 20"d 19"h</b>		<b>Weight: 45 lbs.</b>		<b>COL: n/a</b>							
<b>COM</b>	<b>COL</b>	<b>1</b>	<b>2</b>	<b>3</b>	<b>4</b>	<b>5</b>	<b>6</b>	<b>7</b>	<b>8</b>	<b>9</b>	<b>10</b>	<b>L1</b>	<b>L2</b>
1721-C	N/A	889	954	1019	1084	1148	1213	1278	1343	1408	1472	N/A	N/A
<i>Tight Seat &amp; Back / Removable Upholstery</i>													
1721-CR	N/A	221	286	350	415	480	545	610	674	739	804	N/A	N/A
<i>Replacement Upholstery Covers</i>													

**WINGBACK BEHAVIORAL HEALTH CHAIR**



		<b>Overall: 26"w 28.5"d 46"h</b>		<b>Arm: 26.5"h</b>		<b>COM: 3.75 yds.</b>							
		<b>Seat: 21"w 20"d 19"h</b>		<b>Weight: 80 lbs.</b>		<b>COL: n/a</b>							
<b>COM</b>	<b>COL</b>	<b>1</b>	<b>2</b>	<b>3</b>	<b>4</b>	<b>5</b>	<b>6</b>	<b>7</b>	<b>8</b>	<b>9</b>	<b>10</b>	<b>L1</b>	<b>L2</b>
1722-BH	N/A	1612	1696	1780	1865	1949	2033	2117	2201	2285	2370	N/A	N/A
<i>Tight Seat &amp; Back / Removable Upholstery Seat Only</i>													

Meets Behavioral Health Requirements

**DESCRIPTION:**

- Upholstery Frames: Steel, Plywood & Hardwood
- Seat: High Density Polyurethane Foam Over Strap Webbing
- Back: High Density Polyurethane Foam Over Sinuous Wire Springs
- Upholstered Covers: Attached w/ Velcro / Removable For Maintenance
- Exposed Wood Legs: Solid Hardwood / Removable For Maintenance
- Antimicrobial Moisture Barrier Fully Encapsulates All Foam Areas
- Leather Upholstery Not Available
- Lifetime Warranty

**OPTIONS:**

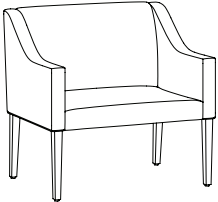
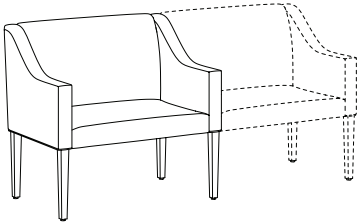

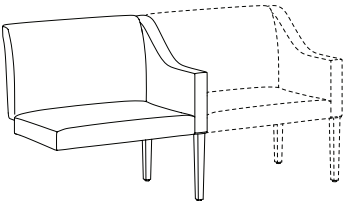
- WAC-2 Solid Wood Arm Caps (Set Of 2) .....\$116
- UAC-2 Black Urethane Arm Caps (Set Of 2).....\$158
- PM1 Power/Data Module (1-Power / 1-USB 2 Port Simplex Charger) .....\$683

Tablet Arm / Cup Holder Options (See Page 222)

Specify Exposed Wood Finish (See Page 6)

Biscuit Tufting Available Upon Request (Contact Customer Service For Pricing)

*NOTE: All Seating Configurations Are Viewed From Left To Right Facing. Please Attach A Layout Showing Seating Configuration w/ Your Order. Assembled Units Must Be Shipped In Configurations Of 3 Or Less.*

TANDEM / BARIATRIC		ITEM #:	SPECIFICATIONS   GRADES   LIST PRICES:													
<b>BARIATRIC ARM SIDE CHAIR</b>			<b>Overall:</b> 34"w 28"d 34"h			<b>Arm:</b> 26"h			<b>COM:</b> 4.25 yds.							
			<b>Seat:</b> 29"w 20"d 19"h			<b>Weight:</b> 65 lbs.			<b>COL:</b> n/a							
			<b>COM</b>	<b>COL</b>	<b>1</b>	<b>2</b>	<b>3</b>	<b>4</b>	<b>5</b>	<b>6</b>	<b>7</b>	<b>8</b>	<b>9</b>	<b>10</b>	<b>L1</b>	<b>L2</b>
	<b>1730</b>		1271	N/A	1390	1484	1579	1673	1767	1861	1956	2050	2144	2239	N/A	N/A
<i>Tight Seat &amp; Back / Removable Upholstery / 500 lb. Weight Capacity</i>																
	<b>1730-R</b>		133	N/A	314	408	502	597	691	785	880	974	1068	1162	N/A	N/A
<i>Replacement Upholstery Covers</i>																
<b>BARIATRIC ARM CHAIR / ACCEPTS SEAT ON RIGHT</b>			<b>Overall:</b> 34"w 28"d 34"h			<b>Arm:</b> 26"h			<b>COM:</b> 4.25 yds.							
			<b>Seat:</b> 29"w 20"d 19"h			<b>Weight:</b> 65 lbs.			<b>COL:</b> n/a							
			<b>COM</b>	<b>COL</b>	<b>1</b>	<b>2</b>	<b>3</b>	<b>4</b>	<b>5</b>	<b>6</b>	<b>7</b>	<b>8</b>	<b>9</b>	<b>10</b>	<b>L1</b>	<b>L2</b>
	<b>1730-C</b>		1271	N/A	1390	1484	1579	1673	1767	1861	1956	2050	2144	2239	N/A	N/A
<i>Tight Seat &amp; Back / Removable Upholstery / 500 lb. Weight Capacity</i>																
	<b>1730-CR</b>		133	N/A	314	408	502	597	691	785	880	974	1068	1162	N/A	N/A
<i>Replacement Upholstery Covers</i>																
<b>BARIATRIC ARM CHAIR / ADD-A-SEAT</b>			<b>Overall:</b> 31.5"w 28"d 34"h			<b>Arm:</b> 26"h			<b>COM:</b> 3.75 yds.							
			<b>Seat:</b> 29"w 20"d 19"h			<b>Weight:</b> 50 lbs.			<b>COL:</b> n/a							
			<b>COM</b>	<b>COL</b>	<b>1</b>	<b>2</b>	<b>3</b>	<b>4</b>	<b>5</b>	<b>6</b>	<b>7</b>	<b>8</b>	<b>9</b>	<b>10</b>	<b>L1</b>	<b>L2</b>
	<b>1731</b>		1025	N/A	1134	1217	1299	1382	1464	1547	1629	1712	1794	1877	N/A	N/A
<i>Tight Seat &amp; Back / Removable Upholstery / 500 lb. Weight Capacity</i>																
	<b>1731-R</b>		107	N/A	266	349	431	514	596	679	761	844	926	1009	N/A	N/A
<i>Replacement Upholstery Covers</i>																
<b>BARIATRIC ARM CHAIR / ADD-A-SEAT / ACCEPTS SEAT ON RIGHT</b>			<b>Overall:</b> 31.5"w 28"d 34"h			<b>Arm:</b> 26"h			<b>COM:</b> 3.75 yds.							
			<b>Seat:</b> 29"w 20"d 19"h			<b>Weight:</b> 50 lbs.			<b>COL:</b> n/a							
			<b>COM</b>	<b>COL</b>	<b>1</b>	<b>2</b>	<b>3</b>	<b>4</b>	<b>5</b>	<b>6</b>	<b>7</b>	<b>8</b>	<b>9</b>	<b>10</b>	<b>L1</b>	<b>L2</b>
	<b>1731-C</b>		1025	N/A	1134	1217	1299	1382	1464	1547	1629	1712	1794	1877	N/A	N/A
<i>Tight Seat &amp; Back / Removable Upholstery / 500 lb. Weight Capacity</i>																
	<b>1731-CR</b>		107	N/A	266	349	431	514	596	679	761	844	926	1009	N/A	N/A
<i>Replacement Upholstery Covers</i>																

**DESCRIPTION:**

- Upholstery Frames: Steel, Plywood & Hardwood
- Seat: High Density Polyurethane Foam Over Strap Webbing
- Back: High Density Polyurethane Foam Over Sinuous Wire Springs
- Upholstered Covers: Attached w/ Velcro / Removable For Maintenance
- Exposed Wood Legs: Solid Hardwood / Removable For Maintenance
- Antimicrobial Moisture Barrier Fully Encapsulates All Foam Areas
- Leather Upholstery Not Available
- Lifetime Warranty

**OPTIONS:**

- WAC-2 Solid Wood Arm Caps (Set Of 2) .....\$116
- UAC-2 Black Urethane Arm Caps (Set Of 2).....\$158
- PM1 Power/Data Module (1-Power / 1-USB 2 Port Simplex Charger) .....\$683

Tablet Arm / Cup Holder Options (See Page 222)

Specify Exposed Wood Finish (See Page 6)

Biscuit Tufting Available Upon Request (Contact Customer Service For Pricing)


*NOTE: All Seating Configurations Are Viewed From Left To Right Facing. Please Attach A Layout Showing Seating Configuration w/ Your Order. Assembled Units Must Be Shipped In Configurations Of 3 Or Less.*

**TANDEM**

ITEM #:

SPECIFICATIONS | GRADES | LIST PRICES:

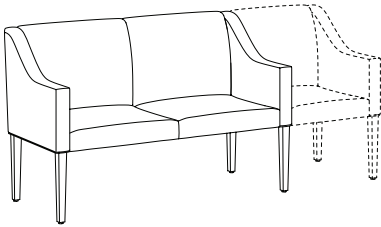
**TWO PLACE SOFA**



**Overall:** 52"w 28"d 34"h      **Arm:** 26"h      **COM:** 5.25 yds.  
**Seat:** 47"w 20"d 19"h      **Weight:** 135 lbs.      **COL:** n/a

COM	COL	1	2	3	4	5	6	7	8	9	10	L1	L2
1748	N/A	1799	1917	2034	2152	2270	2388	2506	2624	2741	2859	N/A	N/A
<i>Tight Seat &amp; Back / Removable Upholstery</i>													
1748-R	N/A	427	545	663	781	898	1016	1134	1252	1370	1488	N/A	N/A
<i>Replacement Upholstery Covers</i>													


**TWO PLACE SOFA / ACCEPTS SEAT ON RIGHT**



**Overall:** 52"w 28"d 34"h      **Arm:** 26"h      **COM:** 5.25 yds.  
**Seat:** 47"w 20"d 19"h      **Weight:** 135 lbs.      **COL:** n/a

COM	COL	1	2	3	4	5	6	7	8	9	10	L1	L2
1748-C	N/A	1799	1917	2034	2152	2270	2388	2506	2624	2741	2859	N/A	N/A
<i>Tight Seat &amp; Back / Removable Upholstery</i>													
1748-CR	N/A	427	545	663	781	898	1016	1134	1252	1370	1488	N/A	N/A
<i>Replacement Upholstery Covers</i>													

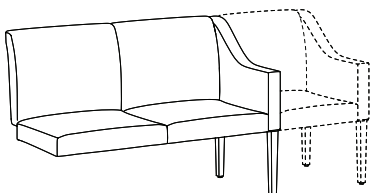
**TWO PLACE SOFA / ADD-A-SEAT**



**Overall:** 49.5"w 28"d 34"h      **Arm:** 26"h      **COM:** 4.75 yds.  
**Seat:** 47"w 20"d 19"h      **Weight:** 120 lbs.      **COL:** n/a

COM	COL	1	2	3	4	5	6	7	8	9	10	L1	L2
1749	N/A	1524	1630	1736	1842	1948	2054	2161	2267	2373	2479	N/A	N/A
<i>Tight Seat &amp; Back / Removable Upholstery</i>													
1749-R	N/A	357	463	569	675	781	887	993	1099	1205	1311	N/A	N/A
<i>Replacement Upholstery Covers</i>													

**TWO PLACE SOFA / ADD-A-SEAT / ACCEPTS SEAT ON RIGHT**



**Overall:** 49.5"w 28"d 34"h      **Arm:** 26"h      **COM:** 4.75 yds.  
**Seat:** 47"w 20"d 19"h      **Weight:** 120 lbs.      **COL:** n/a

COM	COL	1	2	3	4	5	6	7	8	9	10	L1	L2
1749-C	N/A	1524	1630	1736	1842	1948	2054	2161	2267	2373	2479	N/A	N/A
<i>Tight Seat &amp; Back / Removable Upholstery</i>													
1749-CR	N/A	357	463	569	675	781	887	993	1099	1205	1311	N/A	N/A
<i>Replacement Upholstery Covers</i>													

**DESCRIPTION:**

- Upholstery Frames: Steel, Plywood & Hardwood
- Seat: High Density Polyurethane Foam Over Strap Webbing
- Upholstered Covers: Attached w/ Velcro / Removable For Maintenance
- Exposed Wood Legs: Solid Hardwood / Removable For Maintenance
- Antimicrobial Moisture Barrier Fully Encapsulates All Foam Areas
- Leather Upholstery Not Available
- Lifetime Warranty

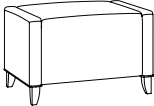
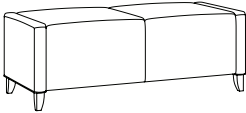
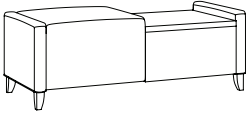
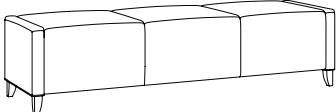
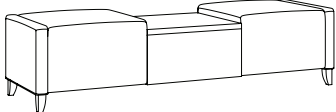
**OPTIONS:**

- 26HA 26" High Arms .....\$32 Per Arm
- ATL Aluminum Tapered Legs (Set Of 4) .....\$362
- ARL Brushed Aluminum Round Legs (Set Of 4).....\$289
- PM1 Power/Data Module (1-Power / 1-USB 2 Port Simplex Charger) .....\$683

Specify Exposed Wood Finish (See Page 6)

Biscuit Tufting Available Upon Request (Contact Customer Service For Pricing)

*NOTE: All Seating Configurations Are Viewed From Left To Right Facing. Please Attach A Layout Showing Seating Configuration w/ Your Order. Assembled Units Must Be Shipped In Configurations Of 3 Or Less.*

BENCHES		ITEM #:	SPECIFICATIONS   GRADES   LIST PRICES:												
	<b>BENCH / OTTOMAN</b>		<b>Overall:</b> 28"w 22"d 19"h <b>Seat:</b> 23"w 22"d 19"h			<b>Arm:</b> n/a <b>Weight:</b> 40 lbs.			<b>COM:</b> 3.25 yds. <b>COL:</b> n/a						
	1761	812	N/A	909	980	1050	1121	1192	1262	1333	1404	1474	1545	N/A	N/A
	1761-R	108	N/A	243	314	384	455	526	597	667	738	809	879	N/A	N/A
			<i>Removable Upholstery</i> <i>Replacement Upholstery Covers</i>												
	<b>TWO SEAT BENCH</b>		<b>Overall:</b> 52"w 22"d 19"h <b>Seat:</b> 47"w 22"d 19"h			<b>Arm:</b> n/a <b>Weight:</b> 60 lbs.			<b>COM:</b> 4.5 yds. <b>COL:</b> n/a						
	1762	1261	N/A	1392	1493	1593	1693	1793	1893	1993	2094	2194	2294	N/A	N/A
	1762-R	142	N/A	334	435	535	635	735	835	935	1036	1136	1236	N/A	N/A
			<i>Removable Upholstery</i> <i>Replacement Upholstery Covers</i>												
	<b>SEAT / TABLE BENCH</b>		<b>Overall:</b> 52"w 22"d 19"h <b>Seat:</b> 47"w 22"d 19"h			<b>Arm:</b> n/a <b>Weight:</b> 70 lbs.			<b>COM:</b> 3.25 yds. <b>COL:</b> n/a						
	1762-ST	1490	N/A	1550	1621	1691	1762	1833	1903	1974	2045	2115	2186	N/A	N/A
	1762-STR	108	N/A	243	314	384	455	526	597	667	738	809	879	N/A	N/A
			<i>Removable Upholstery / High Pressure Laminate Top (Square Edge)</i> <i>Replacement Upholstery Covers</i>												
	<b>THREE SEAT BENCH</b>		<b>Overall:</b> 76"w 22"d 19"h <b>Seat:</b> 71"w 22"d 19"h			<b>Arm:</b> n/a <b>Weight:</b> 85 lbs.			<b>COM:</b> 6 yds. <b>COL:</b> n/a						
	1763	1655	N/A	1836	1971	2107	2242	2378	2513	2649	2785	2920	3056	N/A	N/A
	1763-R	181	N/A	442	578	713	849	984	1120	1255	1391	1526	1662	N/A	N/A
			<i>Removable Upholstery</i> <i>Replacement Upholstery Covers</i>												
	<b>SEAT / TABLE / SEAT BENCH</b>		<b>Overall:</b> 76"w 22"d 19"h <b>Seat:</b> 71"w 22"d 19"h			<b>Arm:</b> n/a <b>Weight:</b> 95 lbs.			<b>COM:</b> 4.5 yds. <b>COL:</b> n/a						
	1763-ST	1894	N/A	1991	2091	2191	2292	2392	2492	2592	2692	2792	2892	N/A	N/A
	1763-STSR	142	N/A	334	435	535	635	735	835	935	1036	1136	1236	N/A	N/A
			<i>Removable Upholstery / High Pressure Laminate Top (Square Edge)</i> <i>Replacement Upholstery Covers</i>												



**DESCRIPTION:**

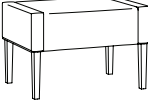
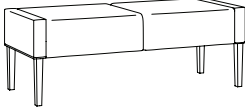
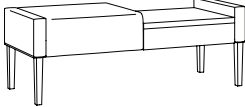
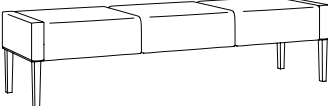
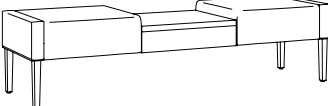
- Upholstery Frames: Steel, Plywood & Hardwood
- Seat: High Density Polyurethane Foam Over Strap Webbing
- Upholstered Covers: Attached w/ Velcro / Removable For Maintenance
- Exposed Wood Legs: Solid Hardwood / Removable For Maintenance
- Antimicrobial Moisture Barrier Fully Encapsulates All Foam Areas
- Leather Upholstery Not Available
- Lifetime Warranty

**OPTIONS:**

- 26HA 26" High Arms .....\$32 Per Arm
- PM1 Power/Data Module (1-Power / 1-USB 2 Port Simplex Charger) .....\$683

Specify Exposed Wood Finish (See Page 6)  
 Biscuit Tufting Available Upon Request (Contact Customer Service For Pricing)  
 Veneer Table Tops (Contact Factory)

*NOTE: All Seating Configurations Are Viewed From Left To Right Facing. Please Attach A Layout Showing Seating Configuration w/ Your Order. Assembled Units Must Be Shipped In Configurations Of 3 Or Less.*

BENCHES		ITEM #:	SPECIFICATIONS   GRADES   LIST PRICES:													
<b>BENCH / OTTOMAN</b>  			<b>Overall:</b> 28"w 22"d 19"h			<b>Arm:</b> n/a			<b>COM:</b> 2 yds.							
			<b>Seat:</b> 23"w 22"d 19"h			<b>Weight:</b> 40 lbs.			<b>COL:</b> n/a							
			<b>COM</b>	<b>COL</b>	<b>1</b>	<b>2</b>	<b>3</b>	<b>4</b>	<b>5</b>	<b>6</b>	<b>7</b>	<b>8</b>	<b>9</b>	<b>10</b>	<b>L1</b>	<b>L2</b>
	<b>1771</b>		755	N/A	796	837	878	920	961	1002	1043	1085	1126	1167	N/A	N/A
			<i>Removable Upholstery</i>													
	<b>1771-R</b>		103	N/A	180	221	262	303	345	386	427	468	510	551	N/A	N/A
			<i>Replacement Upholstery Covers</i>													
<b>TWO SEAT BENCH</b>  			<b>Overall:</b> 52"w 22"d 19"h			<b>Arm:</b> n/a			<b>COM:</b> 3.25 yds.							
			<b>Seat:</b> 47"w 22"d 19"h			<b>Weight:</b> 50 lbs.			<b>COL:</b> n/a							
			<b>COM</b>	<b>COL</b>	<b>1</b>	<b>2</b>	<b>3</b>	<b>4</b>	<b>5</b>	<b>6</b>	<b>7</b>	<b>8</b>	<b>9</b>	<b>10</b>	<b>L1</b>	<b>L2</b>
	<b>1772</b>		1179	N/A	1256	1327	1397	1468	1539	1610	1680	1751	1822	1892	N/A	N/A
			<i>Removable Upholstery</i>													
	<b>1772-R</b>		137	N/A	271	342	412	483	554	624	695	766	837	907	N/A	N/A
			<i>Replacement Upholstery Covers</i>													
<b>SEAT / TABLE BENCH</b>  			<b>Overall:</b> 52"w 22"d 19"h			<b>Arm:</b> n/a			<b>COM:</b> 2 yds.							
			<b>Seat:</b> 47"w 22"d 19"h			<b>Weight:</b> 60 lbs.			<b>COL:</b> n/a							
			<b>COM</b>	<b>COL</b>	<b>1</b>	<b>2</b>	<b>3</b>	<b>4</b>	<b>5</b>	<b>6</b>	<b>7</b>	<b>8</b>	<b>9</b>	<b>10</b>	<b>L1</b>	<b>L2</b>
	<b>1772-ST</b>		1353	N/A	1362	1403	1444	1485	1527	1568	1609	1650	1692	1733	N/A	N/A
			<i>Removable Upholstery / High Pressure Laminate Top (Square Edge)</i>													
	<b>1772-STR</b>		103	N/A	180	221	262	303	345	386	427	468	510	551	N/A	N/A
			<i>Replacement Upholstery Covers</i>													
<b>THREE SEAT BENCH</b>  			<b>Overall:</b> 76"w 22"d 19"h			<b>Arm:</b> n/a			<b>COM:</b> 4 yds.							
			<b>Seat:</b> 71"w 22"d 19"h			<b>Weight:</b> 70 lbs.			<b>COL:</b> n/a							
			<b>COM</b>	<b>COL</b>	<b>1</b>	<b>2</b>	<b>3</b>	<b>4</b>	<b>5</b>	<b>6</b>	<b>7</b>	<b>8</b>	<b>9</b>	<b>10</b>	<b>L1</b>	<b>L2</b>
	<b>1773</b>		1482	N/A	1578	1666	1755	1843	1931	2020	2108	2196	2285	2373	N/A	N/A
			<i>Removable Upholstery</i>													
	<b>1773-R</b>		176	N/A	343	432	520	609	697	785	874	962	1050	1139	N/A	N/A
			<i>Replacement Upholstery Covers</i>													
<b>SEAT / TABLE / SEAT BENCH</b>  			<b>Overall:</b> 76"w 22"d 19"h			<b>Arm:</b> n/a			<b>COM:</b> 3.25 yds.							
			<b>Seat:</b> 71"w 22"d 19"h			<b>Weight:</b> 80 lbs.			<b>COL:</b> n/a							
			<b>COM</b>	<b>COL</b>	<b>1</b>	<b>2</b>	<b>3</b>	<b>4</b>	<b>5</b>	<b>6</b>	<b>7</b>	<b>8</b>	<b>9</b>	<b>10</b>	<b>L1</b>	<b>L2</b>
	<b>1773-ST</b>		1712	N/A	1760	1831	1902	1972	2043	2114	2185	2255	2326	2397	N/A	N/A
			<i>Removable Upholstery / High Pressure Laminate Top (Square Edge)</i>													
	<b>1773-STSR</b>		137	N/A	271	342	412	483	554	624	695	766	837	907	N/A	N/A
			<i>Replacement Upholstery Covers</i>													

**DESCRIPTION:**

- Exposed Frames: Solid Maple, Self Edge, Vertical Direction
- Plastic Laminate Top (See Page 6)
- Veneer Top: Sunburst Maple Veneer Banded w/ Vertical Maple Grain Veneer (Custom Tops Available, Please Contact Factory)
- Lifetime Warranty



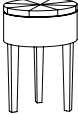
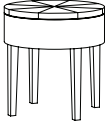
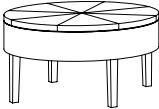


Square Edge Profile Standard





**OPTIONS:**




Specify Exposed Wood Finish / Laminate (See Page 6)



*NOTE: All Seating Configurations Are Viewed From Left To Right Facing. Please Attach A Layout Showing Seating Configuration w/ Your Order. Assembled Units Must Be Shipped In Configurations Of 3 Or Less.*

**TABLES**

ITEM #:	SPECIFICATIONS   GRADES   LIST PRICES:																																																								
<b>END TABLE / THREE LEG BASE</b>  	<b>Overall: 16" Diameter 23"h</b> <b>Weight: 20 lbs.</b>																																																								
	<table border="1"> <thead> <tr> <th>COM</th> <th>COL</th> <th>1</th> <th>2</th> <th>3</th> <th>4</th> <th>5</th> <th>6</th> <th>7</th> <th>8</th> <th>9</th> <th>10</th> <th>L1</th> <th>L2</th> </tr> </thead> <tbody> <tr> <td>1716D23-L</td> <td>877</td> <td colspan="12">High Pressure Laminate Face / Self Edge</td> </tr> <tr> <td>1716D23-V</td> <td>1046</td> <td colspan="12">Wood Veneer Face / Self Edge</td> </tr> <tr> <td>1716D23-C</td> <td>1037</td> <td colspan="12">Corian Face (Glacier White) / Self Edge</td> </tr> </tbody> </table>	COM	COL	1	2	3	4	5	6	7	8	9	10	L1	L2	1716D23-L	877	High Pressure Laminate Face / Self Edge												1716D23-V	1046	Wood Veneer Face / Self Edge												1716D23-C	1037	Corian Face (Glacier White) / Self Edge											
	COM	COL	1	2	3	4	5	6	7	8	9	10	L1	L2																																											
	1716D23-L	877	High Pressure Laminate Face / Self Edge																																																						
1716D23-V	1046	Wood Veneer Face / Self Edge																																																							
1716D23-C	1037	Corian Face (Glacier White) / Self Edge																																																							
<b>END TABLE</b>  	<b>Overall: 22" Diameter 23"h</b> <b>Weight: 37 lbs.</b>																																																								
	<table border="1"> <thead> <tr> <th>COM</th> <th>COL</th> <th>1</th> <th>2</th> <th>3</th> <th>4</th> <th>5</th> <th>6</th> <th>7</th> <th>8</th> <th>9</th> <th>10</th> <th>L1</th> <th>L2</th> </tr> </thead> <tbody> <tr> <td>1722D23-L</td> <td>1026</td> <td colspan="12">High Pressure Laminate Face / Self Edge</td> </tr> <tr> <td>1722D23-V</td> <td>1300</td> <td colspan="12">Wood Veneer Face / Self Edge</td> </tr> <tr> <td>1722D23-C</td> <td>1285</td> <td colspan="12">Corian Face (Glacier White) / Self Edge</td> </tr> </tbody> </table>	COM	COL	1	2	3	4	5	6	7	8	9	10	L1	L2	1722D23-L	1026	High Pressure Laminate Face / Self Edge												1722D23-V	1300	Wood Veneer Face / Self Edge												1722D23-C	1285	Corian Face (Glacier White) / Self Edge											
	COM	COL	1	2	3	4	5	6	7	8	9	10	L1	L2																																											
	1722D23-L	1026	High Pressure Laminate Face / Self Edge																																																						
1722D23-V	1300	Wood Veneer Face / Self Edge																																																							
1722D23-C	1285	Corian Face (Glacier White) / Self Edge																																																							
<b>COFFEE TABLE</b>  	<b>Overall: 36" Diameter 18"h</b> <b>Weight: 40 lbs.</b>																																																								
	<table border="1"> <thead> <tr> <th>COM</th> <th>COL</th> <th>1</th> <th>2</th> <th>3</th> <th>4</th> <th>5</th> <th>6</th> <th>7</th> <th>8</th> <th>9</th> <th>10</th> <th>L1</th> <th>L2</th> </tr> </thead> <tbody> <tr> <td>1736D18-L</td> <td>1757</td> <td colspan="12">High Pressure Laminate Face / Self Edge</td> </tr> <tr> <td>1736D18-V</td> <td>2687</td> <td colspan="12">Wood Veneer Face / Self Edge</td> </tr> <tr> <td>1736D18-C</td> <td>2660</td> <td colspan="12">Corian Face (Glacier White) / Self Edge</td> </tr> </tbody> </table>	COM	COL	1	2	3	4	5	6	7	8	9	10	L1	L2	1736D18-L	1757	High Pressure Laminate Face / Self Edge												1736D18-V	2687	Wood Veneer Face / Self Edge												1736D18-C	2660	Corian Face (Glacier White) / Self Edge											
	COM	COL	1	2	3	4	5	6	7	8	9	10	L1	L2																																											
	1736D18-L	1757	High Pressure Laminate Face / Self Edge																																																						
1736D18-V	2687	Wood Veneer Face / Self Edge																																																							
1736D18-C	2660	Corian Face (Glacier White) / Self Edge																																																							
<b>18" / 180° ADJUSTABLE TABLE / CONNECTS ANY TANDEM CHAIR</b>  	<b>Overall: 18" Diameter</b> <b>Weight: 25 lbs.</b>																																																								
	<table border="1"> <thead> <tr> <th>COM</th> <th>COL</th> <th>1</th> <th>2</th> <th>3</th> <th>4</th> <th>5</th> <th>6</th> <th>7</th> <th>8</th> <th>9</th> <th>10</th> <th>L1</th> <th>L2</th> </tr> </thead> <tbody> <tr> <td>1718DC-L</td> <td>609</td> <td colspan="12">High Pressure Laminate Face</td> </tr> <tr> <td>1718DC-V</td> <td>870</td> <td colspan="12">Wood Veneer Face / Self Edge</td> </tr> <tr> <td>1718DC-C</td> <td>734</td> <td colspan="12">Corian Face (Glacier White) / Self Edge</td> </tr> </tbody> </table>	COM	COL	1	2	3	4	5	6	7	8	9	10	L1	L2	1718DC-L	609	High Pressure Laminate Face												1718DC-V	870	Wood Veneer Face / Self Edge												1718DC-C	734	Corian Face (Glacier White) / Self Edge											
	COM	COL	1	2	3	4	5	6	7	8	9	10	L1	L2																																											
	1718DC-L	609	High Pressure Laminate Face																																																						
1718DC-V	870	Wood Veneer Face / Self Edge																																																							
1718DC-C	734	Corian Face (Glacier White) / Self Edge																																																							
<b>22" / 180° ADJUSTABLE TABLE / CONNECTS ANY TANDEM CHAIR</b>  	<b>Overall: 22" Diameter</b> <b>Weight: 25 lbs.</b>																																																								
	<table border="1"> <thead> <tr> <th>COM</th> <th>COL</th> <th>1</th> <th>2</th> <th>3</th> <th>4</th> <th>5</th> <th>6</th> <th>7</th> <th>8</th> <th>9</th> <th>10</th> <th>L1</th> <th>L2</th> </tr> </thead> <tbody> <tr> <td>1722DC-L</td> <td>619</td> <td colspan="12">High Pressure Laminate Face</td> </tr> <tr> <td>1722DC-V</td> <td>921</td> <td colspan="12">Wood Veneer Face / Self Edge</td> </tr> <tr> <td>1722DC-C</td> <td>889</td> <td colspan="12">Corian Face (Glacier White) / Self Edge</td> </tr> </tbody> </table>	COM	COL	1	2	3	4	5	6	7	8	9	10	L1	L2	1722DC-L	619	High Pressure Laminate Face												1722DC-V	921	Wood Veneer Face / Self Edge												1722DC-C	889	Corian Face (Glacier White) / Self Edge											
	COM	COL	1	2	3	4	5	6	7	8	9	10	L1	L2																																											
	1722DC-L	619	High Pressure Laminate Face																																																						
1722DC-V	921	Wood Veneer Face / Self Edge																																																							
1722DC-C	889	Corian Face (Glacier White) / Self Edge																																																							

ARM CAPS / LEGS	OPTION #:	SPECIFICATIONS   LIST PRICES   AVAILABILITY:
<p>SOLID WOOD ARM CAPS</p> 	<p><b>WAC-2</b></p> <p>\$116 <i>(Specify Finish)</i></p> <p><b>Available:</b> <i>Facelift 1 Prime Guest / Tandem Units</i></p>	
<p>URETHANE ARM CAPS</p> 	<p><b>UAC-2</b></p> <p>\$158 <i>(Black Urethane)</i></p> <p><b>Available:</b> <i>Facelift 1 Prime Guest / Tandem Units</i></p>	
<p>ALUMINUM TAPERED LEGS</p> 	<p><b>ATL</b></p> <p>\$362 (Set Of 4) <i>(Brushed Finish)</i></p> <p><b>Available:</b> <i>Facelift 1 Prime Low Leg Benches (1761, 1762,1762-ST, 1763, 1763-ST)</i></p>	
<p>BRUSHED ALUMINUM ROUND LEGS</p> 	<p><b>ARL</b></p> <p>\$289 (Set Of 4) <i>(Brushed Aluminum Finish)</i></p> <p><b>Available:</b> <i>Facelift 1 Prime Low Leg Benches (1761, 1762,1762-ST, 1763, 1763-ST)</i></p>	

TABLET ARMS / POWER	OPTION #:	SPECIFICATIONS   LIST PRICES   AVAILABILITY:
<p><b>TABLET ARMS / CUP HOLDER</b></p>  <p>Laminate Tablet Arm Shown w/ Cup Holder</p>  <p>Veneer Tablet Arm Shown w/ Cup Holder</p>  <p>Corian Tablet Arm Shown w/ Cup Holder</p>	<p><b>Overall:</b> 14" Diameter .75"h</p> <hr/> <p><b>TA-L</b> \$352 <i>Tablet Arm With 360° Rotation - High Pressure Laminate. (Specify Laminate / Specify Left Or Right Facing Arm Location)</i></p> <p><b>TA-V</b> \$404 <i>Tablet Arm With 360° Rotation - Sunburst Cherry Veneer. (Specify Finish / Specify Left Or Right Facing Arm Location)</i></p> <p><b>TA-C</b> \$525 <i>Tablet Arm With 360° Rotation - White Corian. (Available In White Only / Specify Left Or Right Facing Arm Location)</i></p> <p><b>CH-1</b> \$84 <i>Black Plastic Cup Holder (Only Available If Used With Tablet Arm)</i></p> <p><b>CH-2</b> \$126 <i>Spun Aluminum Cup Holder (Only Available If Used With Tablet Arm)</i></p> <p><b>Available:</b> <i>Facelift 1 Prime Collection</i></p>	
<p><b>FOLD DOWN TABLET ARM</b></p>  	<p><b>Overall:</b> 14" Diameter .75"h</p> <hr/> <p><b>FDTA-L</b> \$730 <i>Tablet Arm With 360° Rotation - High Pressure Laminate. (Specify Laminate / Specify Left Or Right Facing Arm Location)</i></p> <p><b>FDTA-V</b> \$761 <i>Tablet Arm With 360° Rotation - Sunburst Cherry Veneer. (Specify Finish / Specify Left Or Right Facing Arm Location)</i></p> <p><b>FDTA-C</b> \$903 <i>Tablet Arm With 360° Rotation - White Corian. (Available In White Only / Specify Left Or Right Facing Arm Location)</i></p> <p><b>Available:</b> <i>Facelift 1 Prime Collection</i></p>	
<p><b>DOUBLE ARTICULATING / SWIVEL TABLET ARM</b></p>	<p><b>Overall:</b> 14" Diameter .75"h</p> <hr/> <p><b>ATA-L</b> \$693 <i>Tablet Arm With 360° Rotation - High Pressure Laminate. (Specify Laminate / Specify Left Or Right Facing Arm Location)</i></p> <p><b>ATA-V</b> \$725 <i>Tablet Arm With 360° Rotation - Sunburst Cherry Veneer. (Specify Finish / Specify Left Or Right Facing Arm Location)</i></p> <p><b>ATA-C</b> \$872 <i>Tablet Arm With 360° Rotation - White Corian. (Available In White Only / Specify Left Or Right Facing Arm Location)</i></p> <p><b>CH-1</b> \$84 <i>Black Plastic Cup Holder (Only Available If Used With Tablet Arm)</i></p> <p><b>CH-2</b> \$126 <i>Spun Aluminum Cup Holder (Only Available If Used With Tablet Arm)</i></p> <p><b>Available:</b> <i>Facelift 1 Prime Collection</i></p>	
<p><b>POWER / DATA MODULE</b></p> 	<p><b>Overall:</b> 5.25"w 1.25"d 4.25"h</p> <hr/> <p><b>PM1</b> \$683 (1-Power / 1-USB 2 Port Simplex Charger Standard) <i>Vertical / Horizontal Mount Power Module. Price Varies By Socket. Contact Customer Service For Quote. (Additional Colors Available)</i></p> <p><b>Available:</b> <i>Facelift 1 Prime Collection</i></p>	

COVERS / ARMS	OPTION #:	SPECIFICATIONS   LIST PRICES   AVAILABILITY:
<p>26" HIGH ARMS</p> 	<p><b>26HA</b></p>	<p><i>Overall: 2.75"w 22"d 26"h</i></p> <hr/> <p><b>\$32 (Per Arm)</b>  <i>26" High Arms For Benches (Specify Fabric)</i></p> <p><b>Available: Facelift 1 Prime Benches</b></p>
<p>CONTRASTING COVERS</p> 	<p><b>CC</b></p>	<p><i>Overall: N/A</i></p> <hr/> <p><b>\$105</b>  <i>NOTE: If Two Or More Upholsteries Or Leathers Are Used On Any Piece Of Furniture, Then A Contrast Charge Will Apply Per Order. When Using Trinity Upholstery, The Higher Priced Upholstery Grade Will Be Used In Pricing, Unless It's Trinity Leather With Fabric Contrast Welt, Or COM With Trinity Contrast Welt, Then Contact Customer Service For Pricing.</i></p> <p><b>Available: Facelift 1 Prime Collection</b></p>

# FACELIFT<sup>2</sup> REVIVAL

---

LOUNGE / BENCHES

Effective: January 1, 2017

Modified: May 1, 2018

T R I N I T Y

<b>Date:</b>	<b>Page:</b>	<b>Modification:</b>	<b>Description:</b>
5-1-18	All Pages	5% Price Increase	Price List Reflects 5% Increase To January 1, 2017





**DESCRIPTION:**

- Upholstery Frames: Steel, Plywood & Hardwood
- Seat: High Density Polyurethane Foam Over Strap Webbing
- Back: High Density Polyurethane Foam Over Sinuous Wire Springs
- Upholstered Covers: Attached w/ Velcro / Removable For Maintenance
- Antimicrobial Moisture Barrier Fully Encapsulates All Foam Areas
- Double Needle Stitching Standard (Welting Optional - No Charge)
- Exposed Wood Legs: Solid Hardwood / Removable For Maintenance
- Leather Upholstery Not Available
- Lifetime Warranty

**OPTIONS:**

- ATL Aluminum Tapered Legs (Set Of 4) .....\$362
- ARL Brushed Aluminum Round Legs (Set Of 4).....\$289
- PM1 Power/Data Module (1-Power / 1-USB 2 Port Simplex Charger) .....\$683

Feather Down & Polyester Pillows Available (See Page 5)  
Specify Exposed Wood Finish (See Page 6)

LOUNGE		ITEM #:	SPECIFICATIONS   GRADES   LIST PRICES:														
	<p><b>LOUNGE CHAIR / FULLY UPHOLSTERED</b></p>	<p><b>Overall:</b> 31"w 32"d 34"h <b>Seat:</b> 21"w 20"d 18.5"h</p> <p><b>Arm:</b> 24"h <b>Weight:</b> 82 lbs.</p> <p><b>COM:</b> 4.75 yds. <b>COL:</b> n/a</p>	<b>COM</b>	<b>COL</b>	<b>1</b>	<b>2</b>	<b>3</b>	<b>4</b>	<b>5</b>	<b>6</b>	<b>7</b>	<b>8</b>	<b>9</b>	<b>10</b>	<b>L1</b>	<b>L2</b>	
			1801	1186	N/A	1357	1416	1522	1628	1734	1840	1946	2052	2158	2264	N/A	N/A
			<i>Tight Seat &amp; Back / Removable Upholstery</i>														
			1801-R	190	N/A	391	498	604	710	816	922	1028	1134	1240	1346	N/A	N/A
<i>Replacement Upholstery Covers</i>																	
	<p><b>BARIATRIC LOUNGE CHAIR / FULLY UPHOLSTERED</b></p>	<p><b>Overall:</b> 39.5"w 32"d 34"h <b>Seat:</b> 29.5"w 20"d 18.5"h</p> <p><b>Arm:</b> 24"h <b>Weight:</b> 95 lbs.</p> <p><b>COM:</b> 5.25 yds. <b>COL:</b> n/a</p>	<b>COM</b>	<b>COL</b>	<b>1</b>	<b>2</b>	<b>3</b>	<b>4</b>	<b>5</b>	<b>6</b>	<b>7</b>	<b>8</b>	<b>9</b>	<b>10</b>	<b>L1</b>	<b>L2</b>	
			1801-X	1420	N/A	1578	1696	1814	1932	2050	2167	2285	2403	2521	2639	N/A	N/A
			<i>Tight Seat &amp; Back / Removable Upholstery / 1000 lb. Weight Capacity</i>														
			1801-XR	195	N/A	420	538	655	773	891	1009	1127	1245	1362	1480	N/A	N/A
<i>Replacement Upholstery Covers</i>																	
	<p><b>TWO PLACE SOFA / FULLY UPHOLSTERED</b></p>	<p><b>Overall:</b> 57"w 32"d 34"h <b>Seat:</b> 47.5"w 20"d 18.5"h</p> <p><b>Arm:</b> 24"h <b>Weight:</b> 120 lbs.</p> <p><b>COM:</b> 6.75 yds. <b>COL:</b> n/a</p>	<b>COM</b>	<b>COL</b>	<b>1</b>	<b>2</b>	<b>3</b>	<b>4</b>	<b>5</b>	<b>6</b>	<b>7</b>	<b>8</b>	<b>9</b>	<b>10</b>	<b>L1</b>	<b>L2</b>	
			1802	1882	N/A	2086	2215	2368	2522	2675	2828	2981	3134	3288	3441	N/A	N/A
			<i>Tight Seat &amp; Back / Removable Upholstery</i>														
			1802-R	287	N/A	577	731	884	1037	1190	1343	1497	1650	1803	1956	N/A	N/A
<i>Replacement Upholstery Covers</i>																	
	<p><b>THREE PLACE SOFA / FULLY UPHOLSTERED</b></p>	<p><b>Overall:</b> 80"w 32"d 34"h <b>Seat:</b> 70.5"w 20"d 18.5"h</p> <p><b>Arm:</b> 24"h <b>Weight:</b> 155 lbs.</p> <p><b>COM:</b> 8.75 yds. <b>COL:</b> n/a</p>	<b>COM</b>	<b>COL</b>	<b>1</b>	<b>2</b>	<b>3</b>	<b>4</b>	<b>5</b>	<b>6</b>	<b>7</b>	<b>8</b>	<b>9</b>	<b>10</b>	<b>L1</b>	<b>L2</b>	
			1803	2436	N/A	2704	2904	3105	3305	3505	3706	3906	4106	4307	4507	N/A	N/A
			<i>Tight Seat &amp; Back / Removable Upholstery</i>														
			1803-R	361	N/A	742	943	1143	1343	1544	1744	1944	2145	2345	2545	N/A	N/A
<i>Replacement Upholstery Covers</i>																	





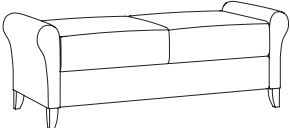
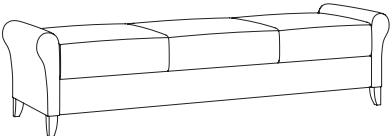
**DESCRIPTION:**

- Upholstery Frames: Steel, Plywood & Hardwood
- Seat: High Density Polyurethane Foam Over Strap Webbing
- Back: High Density Polyurethane Foam Over Sinuous Wire Springs
- Upholstered Covers: Attached w/ Velcro / Removable For Maintenance
- Antimicrobial Moisture Barrier Fully Encapsulates All Foam Areas
- Double Needle Stitching Standard (Welting Optional - No Charge)
- Exposed Wood Legs: Solid Hardwood / Removable For Maintenance
- Leather Upholstery Not Available
- Lifetime Warranty

**OPTIONS:**

- ATL Aluminum Tapered Legs (Set Of 4) .....\$362
- ARL Brushed Aluminum Round Legs (Set Of 4).....\$289
- PM1 Power/Data Module (1-Power / 1-USB 2 Port Simplex Charger) .....\$683
- 24HA 24" High Arms For Bench .....\$63 Per Arm

Feather Down & Polyester Pillows Available (See Page 5)  
Specify Exposed Wood Finish (See Page 6)

LOUNGE / BENCHES		ITEM #:	SPECIFICATIONS   GRADES   LIST PRICES:													
			<b>Overall:</b> 31"w 32"d 42"h			<b>Arm:</b> 24"h			<b>COM:</b> 6.25 yds.							
			<b>Seat:</b> 21"w 20"d 18.5"h			<b>Weight:</b> 115 lbs.			<b>COL:</b> n/a							
			<b>COM</b>	<b>COL</b>	<b>1</b>	<b>2</b>	<b>3</b>	<b>4</b>	<b>5</b>	<b>6</b>	<b>7</b>	<b>8</b>	<b>9</b>	<b>10</b>	<b>L1</b>	<b>L2</b>
	<b>1815</b>		N/A	1561	1702	1843	1985	2126	2268	2409	2550	2692	2833	N/A	N/A	
			<i>Tight Seat &amp; Back / Adjustable Semi-Attached Pillow-Lumbar / Removable Upholstery</i>													
	<b>1815-R</b>		N/A	478	613	749	884	1020	1155	1291	1426	1562	1697	N/A	N/A	
			<i>Replacement Upholstery Covers</i>													
			<b>Overall:</b> 22"w 18"d 15"h			<b>Arm:</b> n/a			<b>COM:</b> 1.75 yds.							
			<b>Seat:</b> 15"h			<b>Weight:</b> 18 lbs.			<b>COL:</b> n/a							
			<b>COM</b>	<b>COL</b>	<b>1</b>	<b>2</b>	<b>3</b>	<b>4</b>	<b>5</b>	<b>6</b>	<b>7</b>	<b>8</b>	<b>9</b>	<b>10</b>	<b>L1</b>	<b>L2</b>
	<b>1816</b>		N/A	479	514	550	585	620	656	691	727	762	797	N/A	N/A	
			<i>Tight Seat &amp; Back / Removable Upholstery</i>													
	<b>1816-R</b>		N/A	150	186	221	256	292	327	362	398	433	468	N/A	N/A	
			<i>Replacement Upholstery Covers</i>													
			<b>Overall:</b> 56"w 23"d 20"h			<b>Arm:</b> 20"h			<b>COM:</b> 4 yds.							
			<b>Seat:</b> 18"h			<b>Weight:</b> 90 lbs.			<b>COL:</b> n/a							
			<b>COM</b>	<b>COL</b>	<b>1</b>	<b>2</b>	<b>3</b>	<b>4</b>	<b>5</b>	<b>6</b>	<b>7</b>	<b>8</b>	<b>9</b>	<b>10</b>	<b>L1</b>	<b>L2</b>
	<b>1818</b>		N/A	1322	1410	1498	1587	1675	1764	1852	1940	2029	2117	N/A	N/A	
			<i>Tight Seat &amp; Back / Removable Upholstery</i>													
	<b>1818-R</b>		N/A	314	403	491	579	668	756	845	933	1021	1110	N/A	N/A	
			<i>Replacement Upholstery Covers</i>													
			<b>Overall:</b> 81"w 23"d 20"h			<b>Arm:</b> 20"h			<b>COM:</b> 5.25 yds.							
			<b>Seat:</b> 18"h			<b>Weight:</b> 115 lbs.			<b>COL:</b> n/a							
			<b>COM</b>	<b>COL</b>	<b>1</b>	<b>2</b>	<b>3</b>	<b>4</b>	<b>5</b>	<b>6</b>	<b>7</b>	<b>8</b>	<b>9</b>	<b>10</b>	<b>L1</b>	<b>L2</b>
	<b>1819</b>		N/A	1699	1817	1935	2053	2171	2289	2406	2524	2642	2760	N/A	N/A	
			<i>Tight Seat &amp; Back / Removable Upholstery</i>													
	<b>1819-R</b>		N/A	413	531	648	766	884	1002	1120	1238	1356	1473	N/A	N/A	
			<i>Replacement Upholstery Covers</i>													

LEGS / ARMS / POWER	OPTION #:	SPECIFICATIONS   LIST PRICES   AVAILABILITY:
<p><b>ALUMINUM TAPERED LEGS</b></p> 	<p><b>ATL</b></p>	<p><i>Overall: 1.75"w 1.75"d 4.5"h</i></p> <hr/> <p>\$362 (Set Of 4) <i>(Brushed Finish)</i></p> <p><i>Available: Facelift 2 Revival Collection</i></p>
<p><b>BRUSHED ALUMINUM ROUND LEGS</b></p> 	<p><b>ARL</b></p>	<p><i>Overall: 2" Diameter 5"h</i></p> <hr/> <p>\$289 (Set Of 4) <i>(Brushed Aluminum Finish)</i></p> <p><i>Available: Facelift 2 Revival Collection</i></p>
<p><b>24" HIGH ARMS</b></p> 	<p><b>24HA</b></p>	<p><i>Overall: 5"w 23"d 24"h</i></p> <hr/> <p>\$63 (Per Arm) <i>24" High Arms For Bench (Specify Fabric)</i></p> <p><i>Available: Facelift 2 Revival Benches</i></p>
<p><b>POWER / DATA MODULE</b></p> 	<p><b>PM1</b></p>	<p><i>Overall: 5.25"w 1.25"d 4.25"h</i></p> <hr/> <p>\$683 (1-Power / 1-USB 2 Port Simplex Charger Standard) <i>Vertical / Horizontal Mount Power Module. Price Varies By Socket. Contact Customer Service For Quote. (Additional Colors Available)</i></p> <p><i>Available: Facelift 2 Revival Collection</i></p>

COVERS	OPTION #:	SPECIFICATIONS   LIST PRICES   AVAILABILITY:
<p>CONTRASTING COVERS</p> 	<p><b>CC</b></p>	<p><i>Overall: N/A</i></p> <p><b>\$105</b></p> <p><i>NOTE: If Two Or More Upholsteries Or Leathers Are Used On Any Piece Of Furniture, Then A Contrast Charge Will Apply Per Order. When Using Trinity Upholstery, The Higher Priced Upholstery Grade Will Be Used In Pricing, Unless It's Trinity Leather With Fabric Contrast Welt, Or COM With Trinity Contrast Welt, Then Contact Customer Service For Pricing.</i></p> <p><b>Available: Facelift 2 Revival Collection</b></p>

# FACELIFT<sup>2</sup> REVIVAL

---

HEALTHCARE MOTION

Effective: January 1, 2017

**Modified: May 1, 2018**

T R I N I T Y

<b>Date:</b>	<b>Page:</b>	<b>Modification:</b>	<b>Description:</b>
3-21-18	219	Price Correction	1813-T / 1813-XL / 1813-XT
5-1-18	All Pages	5% Price Increase	Price List Reflects 5% Increase To January 1, 2017
6-11-18	Page 232	New Product	1806/1806-R Fold Down Sleeper Sofa Added

**DESCRIPTION:**

- Upholstery Frames: Steel, Plywood & Hardwood
- Seat: High Density Polyurethane Foam Over Sheet Webbing
- Back: High Density Polyurethane Foam Over Polypropylene Webbing
- Upholstered Covers: Attached w/ Velcro / Removable For Maintenance
- Removable Bolster Pillow For 1804 / 1805 (5" Diameter)
- Antimicrobial Moisture Barrier Fully Encapsulates All Foam Areas
- Double Needle Stitching Standard (Welting Optional - No Charge)
- Metal To Metal Connections For All Hardware Assembly
- Leather Upholstery Not Available
- Lifetime Warranty


**OPTIONS:**

- ILC In-Line Casters (Set Of 2).....\$47
- LC Locking Casters (Set Of 2).....\$26
- NLC Non-Locking Casters (Set Of 2).....\$21
- 3LC 3" Locking Casters - #1806 Model Only (Set Of 2).....\$170
- PM1 Power/Data Module (1-Power / 1-USB 2 Port Simplex Charger) .....\$683

Feather Down & Polyester Pillows Available (See Page 5)  
Specify Exposed Wood Finish (See Page 6)

**SLEEPOVER UNITS**


**LOUNGE CHAIR / FULLY UPHOLSTERED**



Healthcare Motion

ITEM #:	SPECIFICATIONS   GRADES   LIST PRICES:													
	COM	COL	1	2	3	4	5	6	7	8	9	10	L1	L2
1804	<b>Overall:</b> 40"w 34.5"d 33"h <b>Overall Length:</b> 84"d <b>Arm:</b> 24"h <b>COM:</b> 6.5 yds. <b>Sleep Area:</b> 28"w 80"d <b>Seat:</b> 28"w 23"d 17.5"h <b>Weight:</b> 175 lbs. <b>COL:</b> n/a													
	2368	N/A	2533	2680	2828	2975	3122	3269	3417	3564	3711	3859	N/A	N/A
<i>Tight Seat &amp; Back / Removable Upholstery / 500 lb. Weight Capacity</i>														
1804-R	226	N/A	508	655	802	950	1097	1244	1392	1539	1686	1833	N/A	N/A
<i>Replacement Upholstery Covers</i>														

**TWO PLACE SOFA / FULLY UPHOLSTERED**



Healthcare Motion

ITEM #:	SPECIFICATIONS   GRADES   LIST PRICES:													
	COM	COL	1	2	3	4	5	6	7	8	9	10	L1	L2
1805	<b>Overall:</b> 60"w 34.5"d 33"h <b>Overall Length:</b> 84"d <b>Arm:</b> 24"h <b>COM:</b> 9 yds. <b>Sleep Area:</b> 48"w 80"d <b>Seat:</b> 48"w 23"d 17.5"h <b>Weight:</b> 225 lbs. <b>COL:</b> n/a													
	3244	N/A	3480	3686	3892	4098	4305	4511	4717	4923	5129	5336	N/A	N/A
<i>Tight Seat &amp; Back / Removable Upholstery / 500 lb. Weight Capacity</i>														
1805-R	268	N/A	666	872	1079	1285	1491	1697	1904	2110	2316	2522	N/A	N/A
<i>Replacement Upholstery Covers</i>														

**FOUR POSITION ADJUSTMENT FOR 1804 / 1805**

See Replay Healthcare Motion (Page 151) And Evolve Healthcare Motion (Page 269) For Additional Sleeper Units.



1) Closed Position



2) Ottoman Position

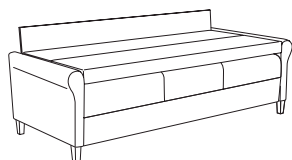



3) Chaise Position



4) Full-Recline Position  
Overall Length - 84"d

**FOLD DOWN SLEEPER SOFA**



ITEM #:	SPECIFICATIONS   GRADES   LIST PRICES:													
	COM	COL	1	2	3	4	5	6	7	8	9	10	L1	L2
1806	<b>Overall:</b> 84"w 32"d 34"h <b>Arm:</b> 25"h <b>COM:</b> 12.75 yds. <b>Sleep Area:</b> 72"w 20.75"d 18.5"h <b>Weight:</b> 210 lbs. <b>COL:</b> n/a													
	3206	N/A	3592	3872	4153	4434	4714	4995	5275	5556	5836	6117	N/A	N/A
<i>Tight Seat &amp; Back / Removable Upholstery / 1000 lbs. Weight Capacity</i>														
1806-R	864	N/A	1406	1701	1995	2290	2585	2879	3174	3468	3763	4058	N/A	N/A
<i>Replacement Upholstery Covers</i>														



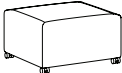



**DESCRIPTION:**

- Upholstery Frames: Steel, Plywood & Hardwood
- Seat: High Density Polyurethane Foam Over Sheet Webbing
- Back: High Density Polyurethane Foam Over Polypropylene Webbing
- Upholstered Covers: Attached w/ Velcro / Removable For Maintenance
- Antimicrobial Moisture Barrier Fully Encapsulates All Foam Areas
- Double Needle Stitching Standard (Welting Optional - No Charge)
- Exposed Wood Legs: Solid Hardwood / Removable For Maintenance
- Leather Upholstery Not Available
- Lifetime Warranty

**OPTIONS:**

- ATL Aluminum Tapered Legs (Set Of 4) .....\$362
- ARL Brushed Aluminum Round Legs (Set Of 4).....\$289
- LC Locking Casters For 1809 Ottoman (Set Of 2).....\$26
- PM1 Power/Data Module (1-Power / 1-USB 2 Port Simplex Charger) .....\$683

Feather Down & Polyester Pillows Available (See Page 5)  
Specify Exposed Wood Finish (See Page 6)

PATIENT CHAIR / GLIDER		ITEM #:	SPECIFICATIONS   GRADES   LIST PRICES:																		
	<b>1808</b>	<b>Overall:</b> 32.5"w 35.5"d 38"h <b>Seat:</b> 21"w 20"d 18"h	<b>Arm:</b> 24"h <b>Weight:</b> 63 lbs.	<b>COM:</b> 5.25 yds. <b>COL:</b> n/a	COM	COL	1	2	3	4	5	6	7	8	9	10	L1	L2			
		1121 N/A 1295 1413 1531 1649 1767 1885 2003 2120 2238 2356 N/A N/A <i>Tight Seat &amp; Back / Removable Upholstery</i>	167 N/A 394 512 630 747 865 983 1101 1219 1337 1454 N/A N/A <i>Replacement Upholstery Covers</i>																		
			<b>1809</b>	<b>Overall:</b> 18"w 18"d 11"h <b>Seat:</b> n/a	<b>Arm:</b> n/a <b>Weight:</b> 25 lbs.	<b>COM:</b> 1 yd. <b>COL:</b> n/a	COM	COL	1	2	3	4	5	6	7	8	9	10	L1	L2	
				316 N/A 334 352 370 387 405 423 440 458 476 493 N/A N/A <i>Removable Upholstery</i>	70 N/A 101 119 137 154 172 190 207 225 243 260 N/A N/A <i>Replacement Upholstery Covers</i>																
	<b>1810-G</b>			<b>Overall:</b> 32"w 32"d 35"h <b>Seat:</b> 21"w 20"d 18"h	<b>Arm:</b> 24"h <b>Weight:</b> 115 lbs.	<b>COM:</b> 4.75 yds. <b>COL:</b> n/a	COM	COL	1	2	3	4	5	6	7	8	9	10	L1	L2	
				1454 N/A 1587 1693 1799 1905 2011 2117 2223 2329 2435 2541 N/A N/A <i>Circular Wood Base / Tight Seat &amp; Back / Removable Upholstery</i>	1628 N/A 1752 1858 1964 2070 2176 2282 2388 2494 2600 2706 N/A N/A <i>Swivel Glider w/ Circular Wood Base / Tight Seat &amp; Back / Removable Upholstery</i>	200 N/A 401 507 613 719 825 931 1037 1143 1249 1355 N/A N/A <i>Replacement Upholstery Covers</i>															


**See Replay Healthcare Motion (Page 152)**  
**And Evolve Healthcare Motion (Page 270)**  
**For Additional Patient Chairs & Gliders.**






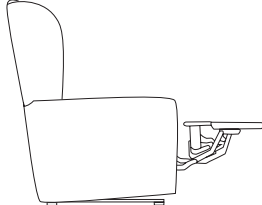


**DESCRIPTION:**

- Upholstery Frames: Steel, Plywood & Hardwood
- Seat: High Density Polyurethane Foam Over Sheet Webbing
- Back: High Density Polyurethane Foam Over Sinuous Wire Springs
- Upholstered Covers: Attached w/ Velcro / Removable For Maintenance
- Antimicrobial Moisture Barrier Fully Encapsulates All Foam Areas
- Double Needle Stitching Standard (Welting Optional - No Charge)
- Leather Upholstery Not Available
- Lifetime Warranty

**OPTIONS:**

- ER-1 Electric Recline .....\$441
- BB Battery Backup .....\$263
- HM Heat & Massage .....\$1323
- H Heat Only .....\$1181

Feather Down & Polyester Pillows Available (See Page 5)  
Specify Exposed Wood Finish (See Page 6)

WALLSAVER		ITEM #:	SPECIFICATIONS   GRADES   LIST PRICES:													
<b>WALLSAVER RECLINER / FULLY UPHOLSTERED</b>			<b>Overall:</b> 31.5"w 34"d 42.25"h			<b>Arm:</b> 23"h			<b>COM:</b> 6.25 yds.							
			<b>Seat:</b> 21"w 21.75"d 18"h			<b>Weight:</b> 115 lbs.			<b>COL:</b> n/a							
			<b>COM</b>	<b>COL</b>	<b>1</b>	<b>2</b>	<b>3</b>	<b>4</b>	<b>5</b>	<b>6</b>	<b>7</b>	<b>8</b>	<b>9</b>	<b>10</b>	<b>L1</b>	<b>L2</b>
	<b>1811</b>		1559	N/A	1756	1898	2039	2181	2322	2464	2605	2746	2888	3029	N/A	N/A
<i>Tight Seat &amp; Back / Removable Upholstery / Adjustable Semi-Attached Pillow-Lumbar / 6" Wall Proximity / 350 lb. Weight Capacity</i>																
	<b>1811-R</b>		219	N/A	490	631	773	914	1056	1197	1339	1480	1621	1763	N/A	N/A
<i>Replacement Upholstery Covers</i>																
																
<b>BARIATRIC WALLSAVER RECLINER / FULLY UPHOLSTERED</b>			<b>Overall:</b> 36.5"w 34"d 42.25"h			<b>Arm:</b> 23"h			<b>COM:</b> 6.75 yds.							
			<b>Seat:</b> 26"w 21.75"d 18"h			<b>Weight:</b> 125 lbs.			<b>COL:</b> n/a							
			<b>COM</b>	<b>COL</b>	<b>1</b>	<b>2</b>	<b>3</b>	<b>4</b>	<b>5</b>	<b>6</b>	<b>7</b>	<b>8</b>	<b>9</b>	<b>10</b>	<b>L1</b>	<b>L2</b>
	<b>1811-X</b>		1609	N/A	1827	1980	2134	2287	2440	2593	2746	2900	3053	3206	N/A	N/A
<i>Tight Seat &amp; Back / Removable Upholstery / Adjustable Semi-Attached Pillow-Lumbar / 6" Wall Proximity / 500 lb. Weight Capacity</i>																
	<b>1811-XR</b>		219	N/A	490	631	773	914	1056	1197	1339	1480	1621	1763	N/A	N/A
<i>Replacement Upholstery Covers</i>																
																
																
			Upright Position 34"D			Extended Footrest Position 57.5"D			Full Recline Position 67"D							
			See Replay Healthcare Motion (Page 153) And Evolve Healthcare Motion (Page 271) For Additional WallSaver Recliners.													



**DESCRIPTION:**

- Upholstery Frames: Steel, Plywood & Hardwood
- Seat: High Density Polyurethane Foam Over Sheet Webbing
- Back: High Density Polyurethane Foam Over Sinuous Wire Springs
- Upholstered Covers: Attached w/ Velcro / Removable For Maintenance
- Antimicrobial Moisture Barrier Fully Encapsulates All Foam Areas
- Double Needle Stitching Standard (Welting Optional - No Charge)
- Exposed Wood Legs (1812): Solid Hardwood / Removable For Maintenance
- Leather Upholstery Not Available
- Lifetime Warranty

**OPTIONS:**

- MLC Medical Locking Casters (Set Of 2) .....\$147
- MNLC Medical Non-Locking Casters (Set Of 2) .....\$168
- BB Battery Backup .....\$263
- HM Heat & Massage .....\$1323
- H Heat Only .....\$1181


Feather Down & Polyester Pillows Available (See Page 5)  
Specify Exposed Wood Finish (See Page 6)

**STAND-UP RECLINER**

ITEM #:

SPECIFICATIONS | GRADES | LIST PRICES:

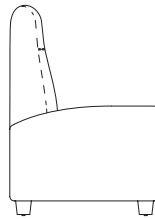
**ELECTRIC STAND-UP RECLINER / FULLY UPHOLSTERED**



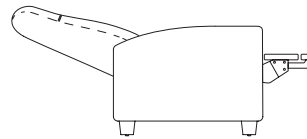
 Healthcare Motion

**Overall:** 35"w 35"d 42"h      **Arm:** 24.5"h      **COM:** 5.25 yds.  
**Seat:** 21.5"w 21.75"d 18"h      **Weight:** 145 lbs.      **COL:** n/a

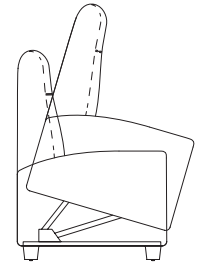
COM	COL	1	2	3	4	5	6	7	8	9	10	L1	L2
1812	N/A	2431	2549	2666	2784	2902	3020	3138	3256	3374	3491	N/A	N/A
<i>Tight Seat &amp; Back / Removable Upholstery / 350 lb. Weight Capacity</i>													
1812-R	N/A	436	553	671	789	907	1025	1143	1260	1378	1496	N/A	N/A
<i>Replacement Upholstery Covers</i>													



Upright Position  
35"D



Full Recline Position  
66"D



Stand-Up Position  
59"H

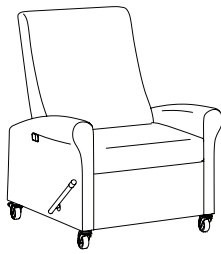


 See Replay Healthcare Motion (Page 154)  
For Additional Electric Stand-Up Recliner.

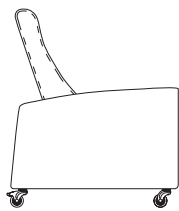
**DESCRIPTION:**

- Upholstery Frames: Steel, Plywood & Hardwood
- Seat: High Density Polyurethane Foam Over Sheet Webbing
- Back: High Density Polyurethane Foam Over Sinuous Wire Springs
- Upholstered Covers: Attached w/ Velcro / Removable For Maintenance
- Antimicrobial Moisture Barrier Fully Encapsulates All Foam Areas
- Double Needle Stitching Standard (Welting Optional - No Charge)
- Rotational & Directional Locking Casters (Rear)
- Leather Upholstery Not Available
- Lifetime Warranty

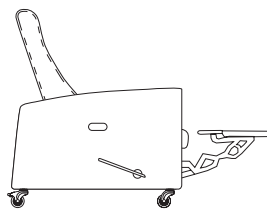
**OPTIONS:**

- Layflat Medical Recliner Options (See Pages 237-240)
- Feather Down & Polyester Pillows Available (See Page 5)

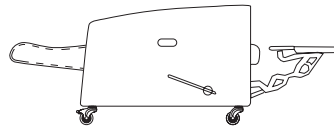
LAYFLAT MEDICAL RECLINER		ITEM #:	SPECIFICATIONS   GRADES   LIST PRICES:														
		<b>LAYFLAT / TRENDELENBURG RECLINER</b>	<b>Overall:</b> 35"w 38.5"d 45"h <b>Seat:</b> 24"w 20"d 20"h		<b>Arm:</b> 28"h <b>Weight:</b> 160 lbs.				<b>COM:</b> 5.5 yds. <b>COL:</b> n/a								
			<b>COM</b>	<b>COL</b>	<b>1</b>	<b>2</b>	<b>3</b>	<b>4</b>	<b>5</b>	<b>6</b>	<b>7</b>	<b>8</b>	<b>9</b>	<b>10</b>	<b>L1</b>	<b>L2</b>	
			<b>1813-L</b>	2572	N/A	2679	2803	2926	3050	3174	3298	3421	3545	3669	3793	N/A	N/A
			<i>Layflat / Tight Seat &amp; Back / Removable Upholstery / 500 lb. Weight Capacity</i>														
		<b>BARIATRIC LAYFLAT / TRENDELENBURG RECLINER</b>	<b>Overall:</b> 40"w 38.5"d 45"h <b>Seat:</b> 29"w 20"d 20"h		<b>Arm:</b> 28"h <b>Weight:</b> 185 lbs.				<b>COM:</b> 6.25 yds. <b>COL:</b> n/a								
			<b>COM</b>	<b>COL</b>	<b>1</b>	<b>2</b>	<b>3</b>	<b>4</b>	<b>5</b>	<b>6</b>	<b>7</b>	<b>8</b>	<b>9</b>	<b>10</b>	<b>L1</b>	<b>L2</b>	
			<b>1813-XL</b>	2716	N/A	2851	2992	3133	3275	3416	3558	3699	3840	3982	4123	N/A	N/A
			<i>Layflat / Tight Seat &amp; Back / Removable Upholstery / 600 lb. Weight Capacity</i>														
		<b>1813-XT</b>	2925 N/A 3049 3190 3331 3473 3614 3756 3897 4038 4180 4321 N/A N/A <i>Trendelenburg / Tight Seat &amp; Back / Removable Upholstery / 600 lb. Weight Capacity</i>														
			<b>1813-XR</b>	228 N/A 463 587 711 834 958 1082 1206 1329 1453 1577 N/A N/A <i>Replacement Upholstery Covers</i>													
				<i>Replacement Upholstery Covers</i>													



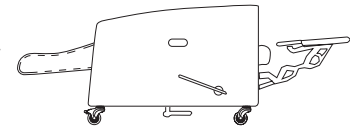
Upright Position  
38.5"D



Extended Footrest Position  
57.5"D






Layflat Position  
73.75"D









Trendelenburg Position  
74.75"D

See Replay Healthcare Motion (Page 155)  
 And Evolve Healthcare Motion (Page 272)  
 For Additional Layflat Medical Recliners.

CASTERS / POWER	OPTION #:	SPECIFICATIONS   LIST PRICES   AVAILABILITY:
<p><b>IN-LINE CASTERS</b></p> 	<p><b>ILC</b></p> <p>\$47 (Set Of Two) Single Direction In-Line Caster (Non-Locking / Specify Wood Finish / Specify Location)</p> <p><b>Available: Facelift 2 Revival Sleepover Lounge</b></p>	
<p><b>LOCKING / NON-LOCKING CASTERS</b></p>  <p>Locking Casters</p> <p>Non-Locking Casters</p>	<p><b>LC</b></p> <p>\$26 (Set Of Two) Locking Casters (Black Finish / Specify Location)</p> <p><b>NLC</b></p> <p>\$21 (Set Of Two) Non-Locking Casters (Black Finish / Specify Location)</p> <p><b>Available: Facelift 2 Revival Sleepover Lounge</b></p>	
<p><b>MEDICAL LOCKING / NON-LOCKING CASTERS</b></p>  <p>Locking Casters</p> <p>Non-Locking Casters</p>	<p><b>MLC</b></p> <p>\$147 (Set Of Two) Locking Casters - Motion &amp; Direction (Gray Finish / Specify Location)</p> <p><b>MNLC</b></p> <p>\$168 (Set Of Two) Non-Locking Casters - Single Direction (Gray Finish / Specify Location)</p> <p><b>Available: Facelift 2 Revival Electric Standup Recliner</b></p>	
<p><b>POWER / DATA MODULE</b></p> 	<p><b>PM1</b></p> <p>\$683 (1-Power / 1-USB 2 Port Simplex Charger Standard) Vertical / Horizontal Mount Power Module. Price Varies By Socket. Contact Customer Service For Quote. (Additional Colors Available)</p> <p><b>Available: Facelift 2 Revival Sleepover Lounge</b></p>	

LEGS / ELECTRIC / PUSH BAR	OPTION #:	SPECIFICATIONS   LIST PRICES   AVAILABILITY:
<p><b>ALUMINUM TAPERED LEGS</b></p> 	<p><b>ATL</b></p>	<p><b>Overall:</b> 1.75"w 1.75"d 4.5"h</p> <hr/> <p>\$362 (Set Of 4) (Brushed Finish)</p> <p><b>Available:</b> <i>Facelift 2 Revival Asynchronous Patient Chair (1808 Model)</i></p>
<p><b>ALUMINUM ROUND LEGS</b></p> 	<p><b>ARL</b></p>	<p><b>Overall:</b> 2" Diameter 5"h</p> <hr/> <p>\$289 (Set Of 4) (Brushed Aluminum Finish)</p> <p><b>Available:</b> <i>Facelift 2 Revival Asynchronous Patient Chair (1808 Model)</i></p>
<p><b>ELECTRIC RECLINE / BATTERY BACKUP / HEAT / MASSAGE</b></p>	<p><b>ER-1</b></p> <p><b>ER-2</b></p> <p><b>BB</b></p> <p><b>HM</b></p> <p><b>H</b></p>	<p><b>Overall:</b> N/A</p> <hr/> <p>\$441 Electric Recline <i>Replaces Manual Mechanism On Any Wallsaver Model - Surface Mounts On Inside Arm (Specify Left Or Right Facing)</i></p> <p>\$452 Electric Recline <i>Replaces Manual Mechanism On Any Layflat Model - Surface Mounts On Inside Arm (Specify Left Or Right Facing)</i></p> <p>\$263 Battery Backup <i>Allows Any Wallsaver, Layflat, Or Standup Electric Recliner To Be Cordless - Surface Mounts On Inside Arm (Specify Left Or Right Facing)</i></p> <p>\$1323 Heat &amp; Massage <i>Add Heat &amp; Massage To Any Wallsaver, Layflat, Or Standup Electric Recliner - Surface Mounts On Inside Arm (Specify Left Or Right Facing)</i></p> <p>\$1181 Heat <i>Add Heat Only To Any Wallsaver, Layflat, Or Standup Electric Recliner - Surface Mounts On Inside Arm (Specify Left Or Right Facing)</i></p> <p><b>Available:</b> <i>Facelift Revival Recliners</i></p>
<p><b>PUSH BAR</b></p> 	<p><b>PB</b></p>	<p><b>Overall:</b> 18.5"w 3.5"d 1"h</p> <hr/> <p>\$189 (Black Finish)</p> <p><b>Available:</b> <i>Facelift 2 Revival Medical Recliners</i></p>

I.V. / SIDE TRAY / BAG HOLDER / RESTRAINT BUCKLE / FOOTREST	OPTION #:	SPECIFICATIONS   LIST PRICES   AVAILABILITY:
<p>I.V. POLE</p> 	<p><b>Overall:</b> 10"w 2.5"d 39.5" / 69.75"h</p> <hr/> <p><b>IV</b></p> <p><b>\$347</b>  <i>Height Adjustable I.V. Pole (Chrome &amp; Black Finish / Specify Left Or Right Facing Location)</i></p> <p><b>Available: Facelift 2 Revival Medical Recliners</b></p>	
<p>SIDE TRAY</p> 	<p><b>Overall:</b> 12.75"w 10"d 4"h (Small Side Tray) / 17"w 10"d 4"h (Large Side Tray)</p> <hr/> <p><b>ST-1</b>    <b>\$200</b>  <i>Drop-Down Side Tray (Small Side Tray)</i></p> <p><b>ST-2</b>    <b>\$273</b>  <i>Drop-Down Side Tray (Large Side Tray)</i></p> <p><b>Available: Facelift 2 Revival Medical Recliners</b>  <i>Note: If A Medical Recliner With A Manual Mechanism Is Selected, The Standard Side Tray Location Will Be Front Right Facing</i></p>	
<p>BAG HOLDER / PERSONAL RESTRAINT BUCKLE</p> 	<p><b>Overall:</b> 2.19"w .38"d 2.56"h</p> <hr/> <p><b>BH</b>    <b>\$53</b>  <i>Bag Holder (Brushed Finish / Specify Left Or Right Facing Location)</i></p> <p><b>RB</b>    <b>\$95 (Set Of 2)</b>  <i>Personal Restraint Buckle (Brushed Finish)</i></p> <p><b>Available: Facelift 2 Revival Medical Recliners</b></p>	
<p>FOOTREST</p> 	<p><b>Overall:</b> 16"w 8"d .1875"h</p> <hr/> <p><b>FR</b>    <b>\$247</b>  <i>(Black Finish)</i></p> <p><b>Available: Facelift 2 Revival Medical Recliners</b></p>	

OXYGEN TANK HOLDER / COVERS / SPRINGS	OPTION #:	SPECIFICATIONS   LIST PRICES   AVAILABILITY:
<p>OXYGEN TANK HOLDER</p> 	<p><b>OH</b></p> <p><b>Overall:</b> 4.75" Diameter 9.75"h</p> <p><b>\$194</b>  <i>Black Metal Oxygen Tank Holder Holds a 4.375" Diameter Oxygen Tank (Not Included) (Specify Left Or Right Facing Location)</i></p> <p><b>Available:</b> <i>Facelift 3 Revival Medical Recliners</i></p>	
<p>CONTRASTING COVERS</p> 	<p><b>CC</b></p> <p><b>Overall:</b> N/A</p> <p><b>\$105</b>  <i>NOTE: If Two Or More Upholsteries Or Leathers Are Used On Any Piece Of Furniture, Then A Contrast Charge Will Apply Per Order. When Using Trinity Upholstery, The Higher Priced Upholstery Grade Will Be Used In Pricing, Unless It's Trinity Leather With Fabric Contrast Welt, Or COM With Trinity Contrast Welt, Then Contact Customer Service For Pricing.</i></p> <p><b>Available:</b> <i>Facelift 2 Revival Healthcare Motion</i></p>	
<p>TRI-COIL SPRING SYSTEM SEAT CUSHION</p>	<p><b>TCS</b></p> <p>Contact Customer Service  <i>Tri-Coil Spring System. (Standard Unit Widths)</i></p> <p><b>TCSB</b></p> <p>Contact Customer Service  <i>Tri-Coil Spring System. (Bariatric Widths)</i></p> <p><b>Available:</b> <i>Facelift 2 Revival Recliners</i></p>	

# FACELIFT<sup>3</sup> Evolve

---

GUEST / TANDEM / TABLES

Effective: January 1, 2017

**Modified: May 1, 2018**

T R I N I T Y

<b>Date:</b>	<b>Page:</b>	<b>Modification:</b>	<b>Description:</b>
2-6-18	Page 226-237	Correction	Changed All Pricing For Grades 1-10 (Item #:1820-1833)
5-1-18	All Pages	5% Price Increase	Price List Reflects 5% Increase To January 1, 2017




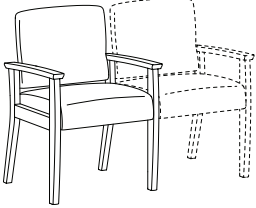
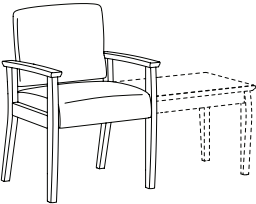
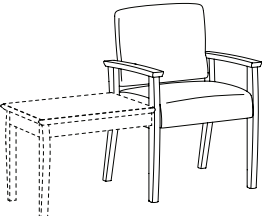
**DESCRIPTION:**

- Upholstery Frames: Steel, Plywood & Hardwood
- Seat: High Density Polyurethane Foam Over Strap Webbing
- Back: High Density Polyurethane Foam Over Plywood
- Upholstered Covers: Attached w/ Velcro / Removable For Maintenance
- Exposed Wood Legs: Solid Hardwood / Removable For Maintenance
- Antimicrobial Moisture Barrier Fully Encapsulates All Foam Areas
- Leather Upholstery Not Available
- Adjustable Height Leveling Glides Standard
- Lifetime Warranty

**OPTIONS:**

- Closed Arm Panels (See Page 260)
- Specify Exposed Wood Finish (See Page 6)

*NOTE: All Seating Configurations Are Viewed From Left To Right Facing. Please Attach A Layout Showing Seating Configuration w/ Your Order. Assembled Units Must Be Shipped In Configurations Of 3 Or Less.*

GUEST / TANDEM		ITEM #:	SPECIFICATIONS   GRADES   LIST PRICES:													
		1820	<b>Overall:</b> 23.5"w 24"d 34"h		<b>Arm:</b> 25"h		<b>COM:</b> 1.75 yds.									
			<b>Seat:</b> 20"w 19"d 18.5"h		<b>Weight:</b> 45 lbs.		<b>COL:</b> n/a									
			<b>COM</b>	<b>COL</b>	<b>1</b>	<b>2</b>	<b>3</b>	<b>4</b>	<b>5</b>	<b>6</b>	<b>7</b>	<b>8</b>	<b>9</b>	<b>10</b>	<b>L1</b>	<b>L2</b>
			902	N/A	923	959	994	1030	1065	1100	1136	1171	1206	1242	N/A	N/A
			<i>Open Back / Tight Seat &amp; Back / Removable Upholstery</i>													
		1820-R	105	N/A	170	205	240	276	311	346	382	417	452	488	N/A	N/A
			<i>Replacement Upholstery Covers</i>													
		1820-C	<b>Overall:</b> 23.5"w 24"d 34"h		<b>Arm:</b> 25"h		<b>COM:</b> 1.75 yds.									
			<b>Seat:</b> 20"w 19"d 18.5"h		<b>Weight:</b> 45 lbs.		<b>COL:</b> n/a									
			<b>COM</b>	<b>COL</b>	<b>1</b>	<b>2</b>	<b>3</b>	<b>4</b>	<b>5</b>	<b>6</b>	<b>7</b>	<b>8</b>	<b>9</b>	<b>10</b>	<b>L1</b>	<b>L2</b>
			902	N/A	923	959	994	1030	1065	1100	1136	1171	1206	1242	N/A	N/A
			<i>Open Back / Tight Seat &amp; Back / Removable Upholstery</i>													
		1820-R	105	N/A	170	205	240	276	311	346	382	417	452	488	N/A	N/A
			<i>Replacement Upholstery Covers</i>													
		1820-T	<b>Overall:</b> 23.5"w 24"d 34"h		<b>Arm:</b> 25"h		<b>COM:</b> 1.75 yds.									
			<b>Seat:</b> 20"w 19"d 18.5"h		<b>Weight:</b> 45 lbs.		<b>COL:</b> n/a									
			<b>COM</b>	<b>COL</b>	<b>1</b>	<b>2</b>	<b>3</b>	<b>4</b>	<b>5</b>	<b>6</b>	<b>7</b>	<b>8</b>	<b>9</b>	<b>10</b>	<b>L1</b>	<b>L2</b>
			902	N/A	923	959	994	1030	1065	1100	1136	1171	1206	1242	N/A	N/A
			<i>Open Back / Tight Seat &amp; Back / Removable Upholstery</i>													
		1820-R	105	N/A	170	205	240	276	311	346	382	417	452	488	N/A	N/A
			<i>Replacement Upholstery Covers</i>													
		1820-LT	<b>Overall:</b> 23.5"w 24"d 34"h		<b>Arm:</b> 25"h		<b>COM:</b> 1.75 yds.									
			<b>Seat:</b> 20"w 19"d 18.5"h		<b>Weight:</b> 45 lbs.		<b>COL:</b> n/a									
			<b>COM</b>	<b>COL</b>	<b>1</b>	<b>2</b>	<b>3</b>	<b>4</b>	<b>5</b>	<b>6</b>	<b>7</b>	<b>8</b>	<b>9</b>	<b>10</b>	<b>L1</b>	<b>L2</b>
			902	N/A	923	959	994	1030	1065	1100	1136	1171	1206	1242	N/A	N/A
			<i>Open Back / Tight Seat &amp; Back / Removable Upholstery</i>													
		1820-R	105	N/A	170	205	240	276	311	346	382	417	452	488	N/A	N/A
			<i>Replacement Upholstery Covers</i>													

**DESCRIPTION:**

- Upholstery Frames: Steel, Plywood & Hardwood
- Seat: High Density Polyurethane Foam Over Strap Webbing
- Back: High Density Polyurethane Foam Over Plywood
- Upholstered Covers: Attached w/ Velcro / Removable For Maintenance
- Exposed Wood Legs: Solid Hardwood / Removable For Maintenance
- Antimicrobial Moisture Barrier Fully Encapsulates All Foam Areas
- Leather Upholstery Not Available
- Adjustable Height Leveling Glides Standard
- Lifetime Warranty

**OPTIONS:**

- Closed Arm Panels (See Page 260)
- Specify Exposed Wood Finish (See Page 6)

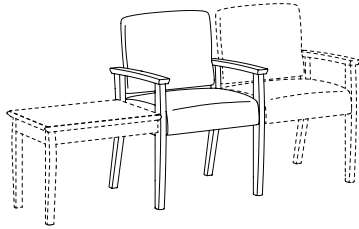
*NOTE: All Seating Configurations Are Viewed From Left To Right Facing. Please Attach A Layout Showing Seating Configuration w/ Your Order. Assembled Units Must Be Shipped In Configurations Of 3 Or Less.*

**TANDEM**

ITEM #:

SPECIFICATIONS | GRADES | LIST PRICES:

ARM CHAIR / WOOD ARMS / ACCEPTS  
TABLE ON LEFT / SEAT ON RIGHT



1820-TC

1820-R

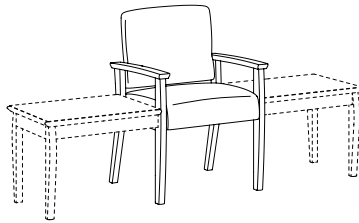
**Overall:** 23.5"w 24"d 34"h  
**Seat:** 20"w 19"d 18.5"h

**Arm:** 25"h  
**Weight:** 45 lbs.

**COM:** 1.75 yds.  
**COL:** n/a

COM	COL	1	2	3	4	5	6	7	8	9	10	L1	L2
902	N/A	923	959	994	1030	1065	1100	1136	1171	1206	1242	N/A	N/A
<i>Open Back / Tight Seat &amp; Back / Removable Upholstery</i>													
105	N/A	170	205	240	276	311	346	382	417	452	488	N/A	N/A
<i>Replacement Upholstery Covers</i>													

ARM CHAIR / WOOD ARMS /  
ACCEPTS TABLE ON LEFT / RIGHT



1820-TT

1820-R

**Overall:** 23.5"w 24"d 34"h  
**Seat:** 20"w 19"d 18.5"h

**Arm:** 25"h  
**Weight:** 45 lbs.

**COM:** 1.75 yds.  
**COL:** n/a

COM	COL	1	2	3	4	5	6	7	8	9	10	L1	L2
902	N/A	923	959	994	1030	1065	1100	1136	1171	1206	1242	N/A	N/A
<i>Open Back / Tight Seat &amp; Back / Removable Upholstery</i>													
105	N/A	170	205	240	276	311	346	382	417	452	488	N/A	N/A
<i>Replacement Upholstery Covers</i>													

**DESCRIPTION:**


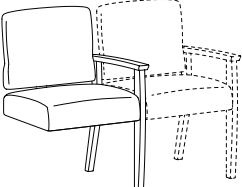
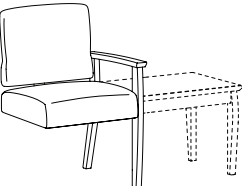
- Upholstery Frames: Steel, Plywood & Hardwood
- Seat: High Density Polyurethane Foam Over Strap Webbing
- Back: High Density Polyurethane Foam Over Plywood
- Upholstered Covers: Attached w/ Velcro / Removable For Maintenance
- Exposed Wood Legs: Solid Hardwood / Removable For Maintenance
- Antimicrobial Moisture Barrier Fully Encapsulates All Foam Areas
- Leather Upholstery Not Available
- Adjustable Height Leveling Glides Standard
- Lifetime Warranty

**OPTIONS:**

- Closed Arm Panels (See Page 260)
- Specify Exposed Wood Finish (See Page 6)

*NOTE: All Seating Configurations Are Viewed From Left To Right Facing. Please Attach A Layout Showing Seating Configuration w/ Your Order. Assembled Units Must Be Shipped In Configurations Of 3 Or Less.*

**TANDEM**

ITEM #:		SPECIFICATIONS   GRADES   LIST PRICES:													
<b>ADD-A-SEAT / WOOD ARMS</b>		<b>Overall:</b> 21.75"w 24"d 34"h <b>Seat:</b> 20"w 19"d 18.5"h				<b>Arm:</b> 25"h <b>Weight:</b> 40 lbs.				<b>COM:</b> 1.75 yds. <b>COL:</b> n/a					
	<b>1821</b>	<b>COM</b>	<b>COL</b>	<b>1</b>	<b>2</b>	<b>3</b>	<b>4</b>	<b>5</b>	<b>6</b>	<b>7</b>	<b>8</b>	<b>9</b>	<b>10</b>	<b>L1</b>	<b>L2</b>
		719	N/A	751	786	822	857	892	928	963	998	1034	1069	N/A	N/A
		<i>Open Back / Tight Seat &amp; Back / Removable Upholstery</i>													
	<b>1820-R</b>	105	N/A	170	205	240	276	311	346	382	417	452	488	N/A	N/A
		<i>Replacement Upholstery Covers</i>													
<b>ADD-A-SEAT / WOOD ARMS / ACCEPTS SEAT ON RIGHT</b>		<b>Overall:</b> 21.75"w 24"d 34"h <b>Seat:</b> 20"w 19"d 18.5"h				<b>Arm:</b> 25"h <b>Weight:</b> 40 lbs.				<b>COM:</b> 1.75 yds. <b>COL:</b> n/a					
	<b>1821-C</b>	<b>COM</b>	<b>COL</b>	<b>1</b>	<b>2</b>	<b>3</b>	<b>4</b>	<b>5</b>	<b>6</b>	<b>7</b>	<b>8</b>	<b>9</b>	<b>10</b>	<b>L1</b>	<b>L2</b>
		719	N/A	751	786	822	857	892	928	963	998	1034	1069	N/A	N/A
		<i>Open Back / Tight Seat &amp; Back / Removable Upholstery</i>													
	<b>1820-R</b>	105	N/A	170	205	240	276	311	346	382	417	452	488	N/A	N/A
		<i>Replacement Upholstery Covers</i>													
<b>ADD-A-SEAT / WOOD ARMS / ACCEPTS TABLE ON RIGHT</b>		<b>Overall:</b> 21.75"w 24"d 34"h <b>Seat:</b> 20"w 19"d 18.5"h				<b>Arm:</b> 25"h <b>Weight:</b> 40 lbs.				<b>COM:</b> 1.75 yds. <b>COL:</b> n/a					
	<b>1821-T</b>	<b>COM</b>	<b>COL</b>	<b>1</b>	<b>2</b>	<b>3</b>	<b>4</b>	<b>5</b>	<b>6</b>	<b>7</b>	<b>8</b>	<b>9</b>	<b>10</b>	<b>L1</b>	<b>L2</b>
		719	N/A	751	786	822	857	892	928	963	998	1034	1069	N/A	N/A
		<i>Open Back / Tight Seat &amp; Back / Removable Upholstery</i>													
	<b>1820-R</b>	105	N/A	170	205	240	276	311	346	382	417	452	488	N/A	N/A
		<i>Replacement Upholstery Covers</i>													

**DESCRIPTION:**

- Upholstery Frames: Steel, Plywood & Hardwood
- Seat: High Density Polyurethane Foam Over Strap Webbing
- Back: High Density Polyurethane Foam Over Plywood
- Upholstered Covers: Attached w/ Velcro / Removable For Maintenance
- Exposed Wood Legs: Solid Hardwood / Removable For Maintenance
- Antimicrobial Moisture Barrier Fully Encapsulates All Foam Areas
- Leather Upholstery Not Available
- Adjustable Height Leveling Glides Standard
- Lifetime Warranty


**OPTIONS:**

- EPAC-1 Black Polyester Arm Caps (Set Of 2).....\$290
- Closed Arm Panels (See Page 260)
- Specify Exposed Wood Finish (See Page 6)

*NOTE: All Seating Configurations Are Viewed From Left To Right Facing. Please Attach A Layout Showing Seating Configuration w/ Your Order. Assembled Units Must Be Shipped In Configurations Of 3 Or Less.*

**GUEST / TANDEM**

**ARM SIDE CHAIR / URETHANE ARMS**

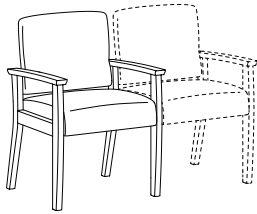


**1822**

**1820-R**

SPECIFICATIONS   GRADES   LIST PRICES:																
<b>Overall:</b> 23.5"w 24"d 34"h			<b>Arm:</b> 25"h					<b>COM:</b> 1.75 yds.								
<b>Seat:</b> 20"w 19"d 18.5"h			<b>Weight:</b> 45 lbs.					<b>COL:</b> n/a								
COM	COL		1	2	3	4	5	6	7	8	9	10	L1	L2		
972	N/A		989	1025	1060	1096	1131	1166	1202	1237	1272	1308	N/A	N/A		
<i>Open Back / Tight Seat &amp; Back / Removable Upholstery</i>																
105	N/A		170	205	240	276	311	346	382	417	452	488	N/A	N/A		
<i>Replacement Upholstery Covers</i>																

**ARM CHAIR / URETHANE ARMS / ACCEPTS SEAT ON RIGHT**

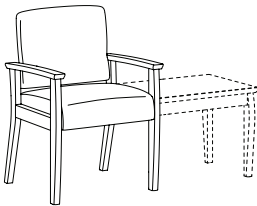


**1822-C**

**1820-R**

SPECIFICATIONS   GRADES   LIST PRICES:																
<b>Overall:</b> 23.5"w 24"d 34"h			<b>Arm:</b> 25"h					<b>COM:</b> 1.75 yds.								
<b>Seat:</b> 20"w 19"d 18.5"h			<b>Weight:</b> 45 lbs.					<b>COL:</b> n/a								
COM	COL		1	2	3	4	5	6	7	8	9	10	L1	L2		
972	N/A		989	1025	1060	1096	1131	1166	1202	1237	1272	1308	N/A	N/A		
<i>Open Back / Tight Seat &amp; Back / Removable Upholstery</i>																
105	N/A		170	205	240	276	311	346	382	417	452	488	N/A	N/A		
<i>Replacement Upholstery Covers</i>																

**ARM CHAIR / URETHANE ARMS / ACCEPTS TABLE ON RIGHT**

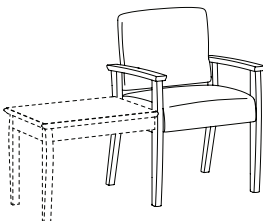


**1822-T**

**1820-R**

SPECIFICATIONS   GRADES   LIST PRICES:																
<b>Overall:</b> 23.5"w 24"d 34"h			<b>Arm:</b> 25"h					<b>COM:</b> 1.75 yds.								
<b>Seat:</b> 20"w 19"d 18.5"h			<b>Weight:</b> 45 lbs.					<b>COL:</b> n/a								
COM	COL		1	2	3	4	5	6	7	8	9	10	L1	L2		
972	N/A		989	1025	1060	1096	1131	1166	1202	1237	1272	1308	N/A	N/A		
<i>Open Back / Tight Seat &amp; Back / Removable Upholstery</i>																
105	N/A		170	205	240	276	311	346	382	417	452	488	N/A	N/A		
<i>Replacement Upholstery Covers</i>																

**ARM CHAIR / URETHANE ARMS / ACCEPTS TABLE ON LEFT**



**1822-LT**

**1820-R**

SPECIFICATIONS   GRADES   LIST PRICES:																
<b>Overall:</b> 23.5"w 24"d 34"h			<b>Arm:</b> 25"h					<b>COM:</b> 1.75 yds.								
<b>Seat:</b> 20"w 19"d 18.5"h			<b>Weight:</b> 45 lbs.					<b>COL:</b> n/a								
COM	COL		1	2	3	4	5	6	7	8	9	10	L1	L2		
972	N/A		989	1025	1060	1096	1131	1166	1202	1237	1272	1308	N/A	N/A		
<i>Open Back / Tight Seat &amp; Back / Removable Upholstery</i>																
105	N/A		170	205	240	276	311	346	382	417	452	488	N/A	N/A		
<i>Replacement Upholstery Covers</i>																

**DESCRIPTION:**

- Upholstery Frames: Steel, Plywood & Hardwood
- Seat: High Density Polyurethane Foam Over Strap Webbing
- Back: High Density Polyurethane Foam Over Plywood
- Upholstered Covers: Attached w/ Velcro / Removable For Maintenance
- Exposed Wood Legs: Solid Hardwood / Removable For Maintenance
- Antimicrobial Moisture Barrier Fully Encapsulates All Foam Areas
- Leather Upholstery Not Available
- Adjustable Height Leveling Glides Standard
- Lifetime Warranty

**OPTIONS:**

- EPAC-1 Black Polyester Arm Caps (Set Of 2).....\$290
- Closed Arm Panels (See Page 260)
- Specify Exposed Wood Finish (See Page 6)

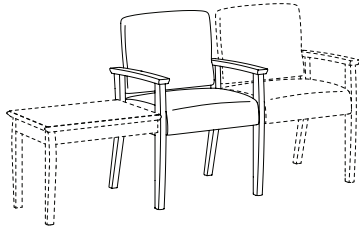
*NOTE: All Seating Configurations Are Viewed From Left To Right Facing. Please Attach A Layout Showing Seating Configuration w/ Your Order. Assembled Units Must Be Shipped In Configurations Of 3 Or Less.*

**TANDEM**

ITEM #:

SPECIFICATIONS | GRADES | LIST PRICES:

ARM CHAIR / URETHANE ARMS / ACCEPTS  
TABLE ON LEFT / SEAT ON RIGHT



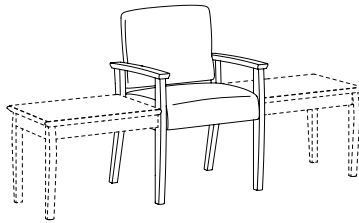
1822-TC

1820-R

**Overall:** 23.5"w 24"d 34"h      **Arm:** 25"h      **COM:** 1.75 yds.  
**Seat:** 20"w 19"d 18.5"h      **Weight:** 45 lbs.      **COL:** n/a

COM	COL	1	2	3	4	5	6	7	8	9	10	L1	L2
972	N/A	989	1025	1060	1096	1131	1166	1202	1237	1272	1308	N/A	N/A
<i>Open Back / Tight Seat &amp; Back / Removable Upholstery</i>													
105	N/A	170	205	240	276	311	346	382	417	452	488	N/A	N/A
<i>Replacement Upholstery Covers</i>													

ARM CHAIR / URETHANE ARMS /  
ACCEPTS TABLE ON LEFT / RIGHT



1822-TT

1820-R

**Overall:** 23.5"w 24"d 34"h      **Arm:** 25"h      **COM:** 1.75 yds.  
**Seat:** 20"w 19"d 18.5"h      **Weight:** 45 lbs.      **COL:** n/a

COM	COL	1	2	3	4	5	6	7	8	9	10	L1	L2
972	N/A	989	1025	1060	1096	1131	1166	1202	1237	1272	1308	N/A	N/A
<i>Open Back / Tight Seat &amp; Back / Removable Upholstery</i>													
105	N/A	170	205	240	276	311	346	382	417	452	488	N/A	N/A
<i>Replacement Upholstery Covers</i>													

**DESCRIPTION:**


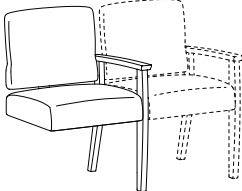
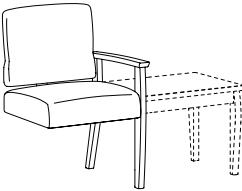
- Upholstery Frames: Steel, Plywood & Hardwood
- Seat: High Density Polyurethane Foam Over Strap Webbing
- Back: High Density Polyurethane Foam Over Plywood
- Upholstered Covers: Attached w/ Velcro / Removable For Maintenance
- Exposed Wood Legs: Solid Hardwood / Removable For Maintenance
- Antimicrobial Moisture Barrier Fully Encapsulates All Foam Areas
- Leather Upholstery Not Available
- Adjustable Height Leveling Glides Standard
- Lifetime Warranty

**OPTIONS:**

- EPAC-1 Black Polyester Arm Caps (Set Of 2).....\$290
- Closed Arm Panels (See Page 260)
- Specify Exposed Wood Finish (See Page 6)

*NOTE: All Seating Configurations Are Viewed From Left To Right Facing. Please Attach A Layout Showing Seating Configuration w/ Your Order. Assembled Units Must Be Shipped In Configurations Of 3 Or Less.*

**TANDEM**

ITEM #:	SPECIFICATIONS   GRADES   LIST PRICES:													
<b>ADD-A-SEAT / URETHANE ARMS</b>  	<b>Overall:</b> 21.75"w 24"d 34"h			<b>Arm:</b> 25"h			<b>COM:</b> 1.75 yds.							
	<b>Seat:</b> 20"w 19"d 18.5"h			<b>Weight:</b> 40 lbs.			<b>COL:</b> n/a							
	COM	COL	1	2	3	4	5	6	7	8	9	10	L1	L2
<b>1823</b>	754	N/A	784	819	855	890	925	961	996	1031	1067	1102	N/A	N/A
	<i>Open Back / Tight Seat &amp; Back / Removable Upholstery</i>													
<b>1820-R</b>	105	N/A	170	205	240	276	311	346	382	417	452	488	N/A	N/A
	<i>Replacement Upholstery Covers</i>													
<b>ADD-A-SEAT / URETHANE ARMS / ACCEPTS SEAT ON RIGHT</b>  	<b>Overall:</b> 21.75"w 24"d 34"h			<b>Arm:</b> 25"h			<b>COM:</b> 1.75 yds.							
	<b>Seat:</b> 20"w 19"d 18.5"h			<b>Weight:</b> 40 lbs.			<b>COL:</b> n/a							
	COM	COL	1	2	3	4	5	6	7	8	9	10	L1	L2
<b>1823-C</b>	754	N/A	784	819	855	890	925	961	996	1031	1067	1102	N/A	N/A
	<i>Open Back / Tight Seat &amp; Back / Removable Upholstery</i>													
<b>1820-R</b>	105	N/A	170	205	240	276	311	346	382	417	452	488	N/A	N/A
	<i>Replacement Upholstery Covers</i>													
<b>ADD-A-SEAT / URETHANE ARMS / ACCEPTS TABLE ON RIGHT</b>  	<b>Overall:</b> 21.75"w 24"d 34"h			<b>Arm:</b> 25"h			<b>COM:</b> 1.75 yds.							
	<b>Seat:</b> 20"w 19"d 18.5"h			<b>Weight:</b> 40 lbs.			<b>COL:</b> n/a							
	COM	COL	1	2	3	4	5	6	7	8	9	10	L1	L2
<b>1823-T</b>	754	N/A	784	819	855	890	925	961	996	1031	1067	1102	N/A	N/A
	<i>Open Back / Tight Seat &amp; Back / Removable Upholstery</i>													
<b>1820-R</b>	105	N/A	170	205	240	276	311	346	382	417	452	488	N/A	N/A
	<i>Replacement Upholstery Covers</i>													

**DESCRIPTION:**

- Upholstery Frames: Steel, Plywood & Hardwood
- Seat: High Density Polyurethane Foam Over Strap Webbing
- Back: High Density Polyurethane Foam Over Plywood
- Upholstered Covers: Attached w/ Velcro / Removable For Maintenance
- Exposed Wood Legs: Solid Hardwood / Removable For Maintenance
- Antimicrobial Moisture Barrier Fully Encapsulates All Foam Areas
- Leather Upholstery Not Available
- Adjustable Height Leveling Glides Standard
- Lifetime Warranty

**OPTIONS:**

- Closed Arm Panels (See Page 260)
- Specify Exposed Wood Finish (See Page 6)


*NOTE: All Seating Configurations Are Viewed From Left To Right Facing. Please Attach A Layout Showing Seating Configuration w/ Your Order. Assembled Units Must Be Shipped In Configurations Of 3 Or Less.*

**BARIATRIC / TANDEM**

ITEM #:

SPECIFICATIONS | GRADES | LIST PRICES:

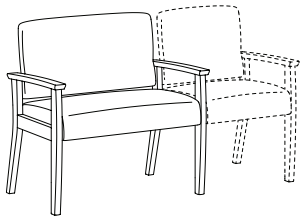
**BARIATRIC CHAIR / WOOD ARMS**



**Overall:** 33.5"w 24"d 34"h      **Arm:** 25"h      **COM:** 2.25 yds.  
**Seat:** 30"w 19"d 18.5"h      **Weight:** 55 lbs.      **COL:** n/a

COM	COL	1	2	3	4	5	6	7	8	9	10	L1	L2
1830	N/A	1171	1218	1266	1313	1360	1407	1454	1501	1548	1596	N/A	N/A
<i>Open Back / Tight Seat &amp; Back / Removable Upholstery / 500 lb. Weight Capacity</i>													
1830-R	N/A	199	247	294	341	388	435	482	529	577	624	N/A	N/A
<i>Replacement Upholstery Covers</i>													

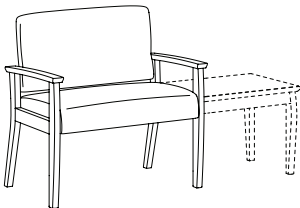
**BARIATRIC CHAIR / WOOD ARMS / ACCEPTS SEAT ON RIGHT**



**Overall:** 33.5"w 24"d 34"h      **Arm:** 25"h      **COM:** 2.25 yds.  
**Seat:** 30"w 19"d 18.5"h      **Weight:** 55 lbs.      **COL:** n/a

COM	COL	1	2	3	4	5	6	7	8	9	10	L1	L2
1830-C	N/A	1171	1218	1266	1313	1360	1407	1454	1501	1548	1596	N/A	N/A
<i>Open Back / Tight Seat &amp; Back / Removable Upholstery / 500 lb. Weight Capacity</i>													
1830-R	N/A	199	247	294	341	388	435	482	529	577	624	N/A	N/A
<i>Replacement Upholstery Covers</i>													

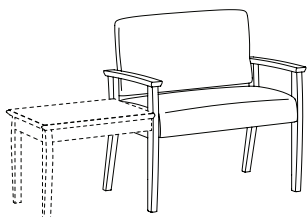
**BARIATRIC CHAIR / WOOD ARMS / ACCEPTS TABLE ON RIGHT**



**Overall:** 33.5"w 24"d 34"h      **Arm:** 25"h      **COM:** 2.25 yds.  
**Seat:** 30"w 19"d 18.5"h      **Weight:** 55 lbs.      **COL:** n/a

COM	COL	1	2	3	4	5	6	7	8	9	10	L1	L2
1830-T	N/A	1171	1218	1266	1313	1360	1407	1454	1501	1548	1596	N/A	N/A
<i>Open Back / Tight Seat &amp; Back / Removable Upholstery / 500 lb. Weight Capacity</i>													
1830-R	N/A	199	247	294	341	388	435	482	529	577	624	N/A	N/A
<i>Replacement Upholstery Covers</i>													

**BARIATRIC CHAIR / WOOD ARMS / ACCEPTS TABLE ON RIGHT**



**Overall:** 33.5"w 24"d 34"h      **Arm:** 25"h      **COM:** 2.25 yds.  
**Seat:** 30"w 19"d 18.5"h      **Weight:** 55 lbs.      **COL:** n/a

COM	COL	1	2	3	4	5	6	7	8	9	10	L1	L2
1830-LT	N/A	1171	1218	1266	1313	1360	1407	1454	1501	1548	1596	N/A	N/A
<i>Open Back / Tight Seat &amp; Back / Removable Upholstery / 500 lb. Weight Capacity</i>													
1830-R	N/A	199	247	294	341	388	435	482	529	577	624	N/A	N/A
<i>Replacement Upholstery Covers</i>													

**DESCRIPTION:**

- Upholstery Frames: Steel, Plywood & Hardwood
- Seat: High Density Polyurethane Foam Over Strap Webbing
- Back: High Density Polyurethane Foam Over Plywood
- Upholstered Covers: Attached w/ Velcro / Removable For Maintenance
- Exposed Wood Legs: Solid Hardwood / Removable For Maintenance
- Antimicrobial Moisture Barrier Fully Encapsulates All Foam Areas
- Leather Upholstery Not Available
- Adjustable Height Leveling Glides Standard
- Lifetime Warranty

**OPTIONS:**

- Closed Arm Panels (See Page 260)
- Specify Exposed Wood Finish (See Page 6)


*NOTE: All Seating Configurations Are Viewed From Left To Right Facing. Please Attach A Layout Showing Seating Configuration w/ Your Order. Assembled Units Must Be Shipped In Configurations Of 3 Or Less.*

**BARIATRIC / TANDEM**

ITEM #:

SPECIFICATIONS | GRADES | LIST PRICES:

**BARIATRIC CHAIR / WOOD ARMS /  
ACCEPTS TABLE ON LEFT / SEAT ON RIGHT**

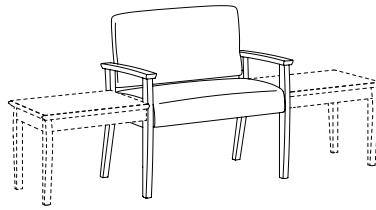


**1830-TC**

**1830-R**

			<i>Overall: 33.5"w 24"d 34"h</i>			<i>Arm: 25"h</i>			<i>COM: 2.25 yds.</i>					
			<i>Seat: 30"w 19"d 18.5"h</i>			<i>Weight: 55 lbs.</i>			<i>COL: n/a</i>					
COM	COL		1	2	3	4	5	6	7	8	9	10	L1	L2
1139	N/A		1171	1218	1266	1313	1360	1407	1454	1501	1548	1596	N/A	N/A
<i>Open Back / Tight Seat &amp; Back / Removable Upholstery / 500 lb. Weight Capacity</i>														
111	N/A		199	247	294	341	388	435	482	529	577	624	N/A	N/A
<i>Replacement Upholstery Covers</i>														

**BARIATRIC CHAIR / WOOD ARMS /  
ACCEPTS TABLE ON LEFT / RIGHT**



**1830-TT**

**1830-R**

			<i>Overall: 33.5"w 24"d 34"h</i>			<i>Arm: 25"h</i>			<i>COM: 2.25 yds.</i>					
			<i>Seat: 30"w 19"d 18.5"h</i>			<i>Weight: 55 lbs.</i>			<i>COL: n/a</i>					
COM	COL		1	2	3	4	5	6	7	8	9	10	L1	L2
1139	N/A		1171	1218	1266	1313	1360	1407	1454	1501	1548	1596	N/A	N/A
<i>Open Back / Tight Seat &amp; Back / Removable Upholstery / 500 lb. Weight Capacity</i>														
111	N/A		199	247	294	341	388	435	482	529	577	624	N/A	N/A
<i>Replacement Upholstery Covers</i>														



**DESCRIPTION:**

- Upholstery Frames: Steel, Plywood & Hardwood
- Seat: High Density Polyurethane Foam Over Strap Webbing
- Back: High Density Polyurethane Foam Over Plywood
- Upholstered Covers: Attached w/ Velcro / Removable For Maintenance
- Exposed Wood Legs: Solid Hardwood / Removable For Maintenance
- Antimicrobial Moisture Barrier Fully Encapsulates All Foam Areas
- Leather Upholstery Not Available
- Adjustable Height Leveling Glides Standard
- Lifetime Warranty

**OPTIONS:**

- Closed Arm Panels (See Page 260)
- Specify Exposed Wood Finish (See Page 6)


*NOTE: All Seating Configurations Are Viewed From Left To Right Facing. Please Attach A Layout Showing Seating Configuration w/ Your Order. Assembled Units Must Be Shipped In Configurations Of 3 Or Less.*

**BARIATRIC / TANDEM**

ITEM #:

SPECIFICATIONS | GRADES | LIST PRICES:


**BARIATRIC ADD-A-SEAT / WOOD ARMS**



**Overall:** 31.75"w 24"d 34"h      **Arm:** 25"h      **COM:** 2.25 yds.  
**Seat:** 30"w 19"d 18.5"h      **Weight:** 52 lbs.      **COL:** n/a

COM	COL	1	2	3	4	5	6	7	8	9	10	L1	L2
1831	N/A	984	1031	1078	1125	1172	1220	1267	1314	1361	1408	N/A	N/A
<i>Open Back / Tight Seat &amp; Back / Removable Upholstery / 500 lb. Weight Capacity</i>													
1830-R	N/A	199	247	294	341	388	435	482	529	577	624	N/A	N/A
<i>Replacement Upholstery Covers</i>													

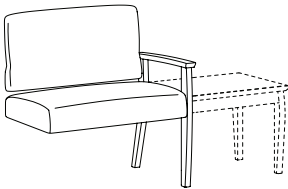
**BARIATRIC ADD-A-SEAT / WOOD ARMS / ACCEPTS SEAT ON RIGHT**



**Overall:** 31.75"w 24"d 34"h      **Arm:** 25"h      **COM:** 2.25 yds.  
**Seat:** 30"w 19"d 18.5"h      **Weight:** 52 lbs.      **COL:** n/a

COM	COL	1	2	3	4	5	6	7	8	9	10	L1	L2
1831-C	N/A	984	1031	1078	1125	1172	1220	1267	1314	1361	1408	N/A	N/A
<i>Open Back / Tight Seat &amp; Back / Removable Upholstery / 500 lb. Weight Capacity</i>													
1830-R	N/A	199	247	294	341	388	435	482	529	577	624	N/A	N/A
<i>Replacement Upholstery Covers</i>													

**BARIATRIC ADD-A-SEAT / WOOD ARMS / ACCEPTS TABLE ON RIGHT**



**Overall:** 31.75"w 24"d 34"h      **Arm:** 25"h      **COM:** 2.25 yds.  
**Seat:** 30"w 19"d 18.5"h      **Weight:** 52 lbs.      **COL:** n/a

COM	COL	1	2	3	4	5	6	7	8	9	10	L1	L2
1831-T	N/A	984	1031	1078	1125	1172	1220	1267	1314	1361	1408	N/A	N/A
<i>Open Back / Tight Seat &amp; Back / Removable Upholstery / 500 lb. Weight Capacity</i>													
1830-R	N/A	199	247	294	341	388	435	482	529	577	624	N/A	N/A
<i>Replacement Upholstery Covers</i>													

**DESCRIPTION:**

- Upholstery Frames: Steel, Plywood & Hardwood
- Seat: High Density Polyurethane Foam Over Strap Webbing
- Back: High Density Polyurethane Foam Over Plywood
- Upholstered Covers: Attached w/ Velcro / Removable For Maintenance
- Exposed Wood Legs: Solid Hardwood / Removable For Maintenance
- Antimicrobial Moisture Barrier Fully Encapsulates All Foam Areas
- Leather Upholstery Not Available
- Adjustable Height Leveling Glides Standard
- Lifetime Warranty

**OPTIONS:**

- EPAC-1 Black Polyester Arm Caps (Set Of 2).....\$290
- Closed Arm Panels (See Page 260)
- Specify Exposed Wood Finish (See Page 6)


*NOTE: All Seating Configurations Are Viewed From Left To Right Facing. Please Attach A Layout Showing Seating Configuration w/ Your Order. Assembled Units Must Be Shipped In Configurations Of 3 Or Less.*

**BARIATRIC / TANDEM**

ITEM #:

SPECIFICATIONS | GRADES | LIST PRICES:

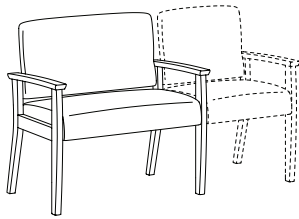
**BARIATRIC CHAIR / URETHANE ARMS**



**Overall:** 33.5"w 24"d 34"h      **Arm:** 25"h      **COM:** 2.25 yds.  
**Seat:** 30"w 19"d 18.5"h      **Weight:** 55 lbs.      **COL:** n/a

COM	COL	1	2	3	4	5	6	7	8	9	10	L1	L2
1832	N/A	1237	1284	1332	1379	1426	1473	1520	1567	1614	1662	N/A	N/A
<i>Open Back / Tight Seat &amp; Back / Removable Upholstery / 500 lb. Weight Capacity</i>													
1830-R	N/A	199	247	294	341	388	435	482	529	577	624	N/A	N/A
<i>Replacement Upholstery Covers</i>													

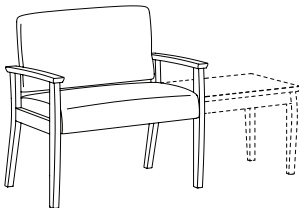
**BARIATRIC CHAIR / URETHANE ARMS / ACCEPTS SEAT ON RIGHT**



**Overall:** 33.5"w 24"d 34"h      **Arm:** 25"h      **COM:** 2.25 yds.  
**Seat:** 30"w 19"d 18.5"h      **Weight:** 55 lbs.      **COL:** n/a

COM	COL	1	2	3	4	5	6	7	8	9	10	L1	L2
1832-C	N/A	1237	1284	1332	1379	1426	1473	1520	1567	1614	1662	N/A	N/A
<i>Open Back / Tight Seat &amp; Back / Removable Upholstery / 500 lb. Weight Capacity</i>													
1830-R	N/A	199	247	294	341	388	435	482	529	577	624	N/A	N/A
<i>Replacement Upholstery Covers</i>													

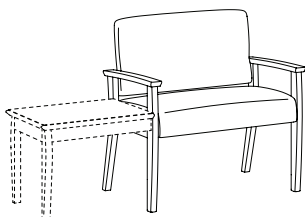
**BARIATRIC CHAIR / URETHANE ARMS / ACCEPTS TABLE ON RIGHT SIDE**



**Overall:** 33.5"w 24"d 34"h      **Arm:** 25"h      **COM:** 2.25 yds.  
**Seat:** 30"w 19"d 18.5"h      **Weight:** 55 lbs.      **COL:** n/a

COM	COL	1	2	3	4	5	6	7	8	9	10	L1	L2
1832-T	N/A	1237	1284	1332	1379	1426	1473	1520	1567	1614	1662	N/A	N/A
<i>Open Back / Tight Seat &amp; Back / Removable Upholstery / 500 lb. Weight Capacity</i>													
1830-R	N/A	199	247	294	341	388	435	482	529	577	624	N/A	N/A
<i>Replacement Upholstery Covers</i>													

**BARIATRIC CHAIR / URETHANE ARMS / ACCEPTS TABLE ON LEFT**



**Overall:** 33.5"w 24"d 34"h      **Arm:** 25"h      **COM:** 2.25 yds.  
**Seat:** 30"w 19"d 18.5"h      **Weight:** 55 lbs.      **COL:** n/a

COM	COL	1	2	3	4	5	6	7	8	9	10	L1	L2
1832-LT	N/A	1237	1284	1332	1379	1426	1473	1520	1567	1614	1662	N/A	N/A
<i>Open Back / Tight Seat &amp; Back / Removable Upholstery / 500 lb. Weight Capacity</i>													
1830-R	N/A	199	247	294	341	388	435	482	529	577	624	N/A	N/A
<i>Replacement Upholstery Covers</i>													

**DESCRIPTION:**

- Upholstery Frames: Steel, Plywood & Hardwood
- Seat: High Density Polyurethane Foam Over Strap Webbing
- Back: High Density Polyurethane Foam Over Plywood
- Upholstered Covers: Attached w/ Velcro / Removable For Maintenance
- Exposed Wood Legs: Solid Hardwood / Removable For Maintenance
- Antimicrobial Moisture Barrier Fully Encapsulates All Foam Areas
- Leather Upholstery Not Available
- Adjustable Height Leveling Glides Standard
- Lifetime Warranty

**OPTIONS:**

- EPAC-1 Black Polyester Arm Caps (Set Of 2).....\$290
- Closed Arm Panels (See Page 260)
- Specify Exposed Wood Finish (See Page 6)


*NOTE: All Seating Configurations Are Viewed From Left To Right Facing. Please Attach A Layout Showing Seating Configuration w/ Your Order. Assembled Units Must Be Shipped In Configurations Of 3 Or Less.*

**BARIATRIC / TANDEM**

ITEM #:

SPECIFICATIONS | GRADES | LIST PRICES:

**BARIATRIC CHAIR / URETHANE ARMS / ACCEPTS TABLE ON LEFT / SEAT ON RIGHT**

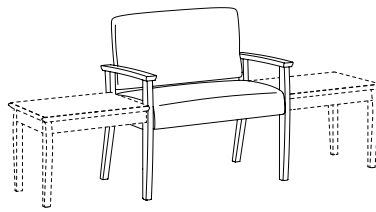


1832-TC

1830-R

<b>Overall:</b> 33.5"w 24"d 34"h		<b>Arm:</b> 25"h		<b>COM:</b> 2.25 yds.									
<b>Seat:</b> 30"w 19"d 18.5"h		<b>Weight:</b> 55 lbs.		<b>COL:</b> n/a									
COM	COL	1	2	3	4	5	6	7	8	9	10	L1	L2
1209	N/A	1237	1284	1332	1379	1426	1473	1520	1567	1614	1662	N/A	N/A
<i>Open Back / Tight Seat &amp; Back / Removable Upholstery / 500 lb. Weight Capacity</i>													
111	N/A	199	247	294	341	388	435	482	529	577	624	N/A	N/A
<i>Replacement Upholstery Covers</i>													

**BARIATRIC CHAIR / URETHANE ARMS / ACCEPTS TABLE ON LEFT / RIGHT**



1832-TT

1830-R

<b>Overall:</b> 33.5"w 24"d 34"h		<b>Arm:</b> 25"h		<b>COM:</b> 2.25 yds.									
<b>Seat:</b> 30"w 19"d 18.5"h		<b>Weight:</b> 55 lbs.		<b>COL:</b> n/a									
COM	COL	1	2	3	4	5	6	7	8	9	10	L1	L2
1209	N/A	1237	1284	1332	1379	1426	1473	1520	1567	1614	1662	N/A	N/A
<i>Open Back / Tight Seat &amp; Back / Removable Upholstery / 500 lb. Weight Capacity</i>													
111	N/A	199	247	294	341	388	435	482	529	577	624	N/A	N/A
<i>Replacement Upholstery Covers</i>													

**DESCRIPTION:**

- Upholstery Frames: Steel, Plywood & Hardwood
- Seat: High Density Polyurethane Foam Over Strap Webbing
- Back: High Density Polyurethane Foam Over Plywood
- Upholstered Covers: Attached w/ Velcro / Removable For Maintenance
- Exposed Wood Legs: Solid Hardwood / Removable For Maintenance
- Antimicrobial Moisture Barrier Fully Encapsulates All Foam Areas
- Leather Upholstery Not Available
- Adjustable Height Leveling Glides Standard
- Lifetime Warranty

**OPTIONS:**

- EPAC-1 Black Polyester Arm Caps (Set Of 2).....\$290
- Closed Arm Panels (See Page 260)
- Specify Exposed Wood Finish (See Page 6)


*NOTE: All Seating Configurations Are Viewed From Left To Right Facing. Please Attach A Layout Showing Seating Configuration w/ Your Order. Assembled Units Must Be Shipped In Configurations Of 3 Or Less.*

**BARIATRIC / TANDEM**

ITEM #:

SPECIFICATIONS | GRADES | LIST PRICES:


**BARIATRIC ADD-A-SEAT / URETHANE ARMS**



**Overall:** 31.75"w 24"d 34"h      **Arm:** 25"h      **COM:** 2.25 yds.  
**Seat:** 30"w 19"d 18.5"h      **Weight:** 52 lbs.      **COL:** n/a

COM	COL	1	2	3	4	5	6	7	8	9	10	L1	L2	
1833	976	N/A	1017	1064	1111	1158	1205	1253	1300	1347	1394	1441	N/A	N/A
<i>Open Back / Tight Seat &amp; Back / Removable Upholstery / 500 lb. Weight Capacity</i>														
1830-R	111	N/A	199	247	294	341	388	435	482	529	577	624	N/A	N/A
<i>Replacement Upholstery Covers</i>														

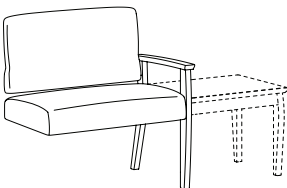
**BARIATRIC ADD-A-SEAT / URETHANE ARMS / ACCEPTS SEAT ON RIGHT**



**Overall:** 31.75"w 24"d 34"h      **Arm:** 25"h      **COM:** 2.25 yds.  
**Seat:** 30"w 19"d 18.5"h      **Weight:** 52 lbs.      **COL:** n/a

COM	COL	1	2	3	4	5	6	7	8	9	10	L1	L2	
1833-C	976	N/A	1017	1064	1111	1158	1205	1253	1300	1347	1394	1441	N/A	N/A
<i>Open Back / Tight Seat &amp; Back / Removable Upholstery / 500 lb. Weight Capacity</i>														
1830-R	111	N/A	199	247	294	341	388	435	482	529	577	624	N/A	N/A
<i>Replacement Upholstery Covers</i>														

**BARIATRIC ADD-A-SEAT / URETHANE ARMS / ACCEPTS TABLE ON RIGHT**



**Overall:** 31.75"w 24"d 34"h      **Arm:** 25"h      **COM:** 2.25 yds.  
**Seat:** 30"w 19"d 18.5"h      **Weight:** 52 lbs.      **COL:** n/a

COM	COL	1	2	3	4	5	6	7	8	9	10	L1	L2	
1833-T	976	N/A	1017	1064	1111	1158	1205	1253	1300	1347	1394	1441	N/A	N/A
<i>Open Back / Tight Seat &amp; Back / Removable Upholstery / 500 lb. Weight Capacity</i>														
1830-R	111	N/A	199	247	294	341	388	435	482	529	577	624	N/A	N/A
<i>Replacement Upholstery Covers</i>														

**DESCRIPTION:**

- Upholstery Frames: Steel, Plywood & Hardwood
- Seat: High Density Polyurethane Foam Over Strap Webbing
- Back: High Density Polyurethane Foam Over Plywood
- Upholstered Covers: Attached w/ Velcro / Removable For Maintenance
- Exposed Wood Legs: Solid Hardwood / Removable For Maintenance
- Antimicrobial Moisture Barrier Fully Encapsulates All Foam Areas
- Leather Upholstery Not Available
- Adjustable Height Leveling Glides Standard
- Lifetime Warranty

**OPTIONS:**

- Closed Arm Panels (See Page 260)
- Specify Exposed Wood Finish (See Page 6)


*NOTE: All Seating Configurations Are Viewed From Left To Right Facing. Please Attach A Layout Showing Seating Configuration w/ Your Order. Assembled Units Must Be Shipped In Configurations Of 3 Or Less.*

**TANDEM**

ITEM #:

SPECIFICATIONS | GRADES | LIST PRICES:

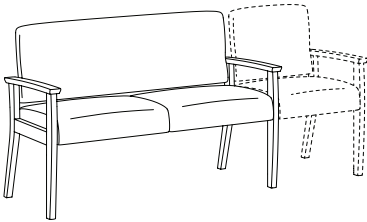
**TWO PLACE SOFA / WOOD ARMS**



**Overall:** 51.5"w 24"d 34"h      **Arm:** 25"h      **COM:** 3.5 yds.  
**Seat:** 48"w 19"d 18.5"h      **Weight:** 62 lbs.      **COL:** n/a

COM	COL	1	2	3	4	5	6	7	8	9	10	L1	L2
1848	N/A	1588	1664	1741	1817	1894	1971	2047	2124	2200	2277	N/A	N/A
<i>Open Back / Tight Seat &amp; Back / Removable Upholstery</i>													
1848-R	N/A	299	375	452	529	605	682	758	835	912	988	N/A	N/A
<i>Replacement Upholstery Covers</i>													

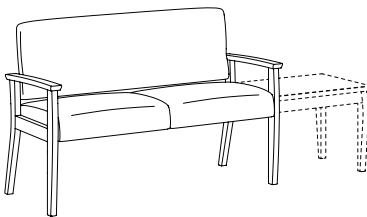
**TWO PLACE SOFA / WOOD ARMS / ACCEPTS SEAT ON RIGHT**



**Overall:** 51.5"w 24"d 34"h      **Arm:** 25"h      **COM:** 3.5 yds.  
**Seat:** 48"w 19"d 18.5"h      **Weight:** 62 lbs.      **COL:** n/a

COM	COL	1	2	3	4	5	6	7	8	9	10	L1	L2
1848-C	N/A	1588	1664	1741	1817	1894	1971	2047	2124	2200	2277	N/A	N/A
<i>Open Back / Tight Seat &amp; Back / Removable Upholstery</i>													
1848-R	N/A	299	375	452	529	605	682	758	835	912	988	N/A	N/A
<i>Replacement Upholstery Covers</i>													

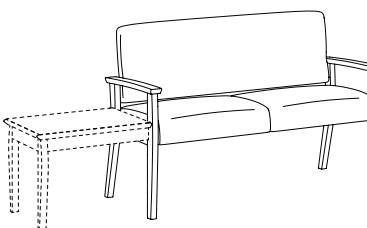
**TWO PLACE SOFA / WOOD ARMS / ACCEPTS TABLE ON RIGHT**



**Overall:** 51.5"w 24"d 34"h      **Arm:** 25"h      **COM:** 3.5 yds.  
**Seat:** 48"w 19"d 18.5"h      **Weight:** 62 lbs.      **COL:** n/a

COM	COL	1	2	3	4	5	6	7	8	9	10	L1	L2
1848-T	N/A	1588	1664	1741	1817	1894	1971	2047	2124	2200	2277	N/A	N/A
<i>Open Back / Tight Seat &amp; Back / Removable Upholstery</i>													
1848-R	N/A	299	375	452	529	605	682	758	835	912	988	N/A	N/A
<i>Replacement Upholstery Covers</i>													

**TWO PLACE SOFA / WOOD ARMS / ACCEPTS TABLE ON LEFT**



**Overall:** 51.5"w 24"d 34"h      **Arm:** 25"h      **COM:** 3.5 yds.  
**Seat:** 48"w 19"d 18.5"h      **Weight:** 62 lbs.      **COL:** n/a

COM	COL	1	2	3	4	5	6	7	8	9	10	L1	L2
1848-LT	N/A	1588	1664	1741	1817	1894	1971	2047	2124	2200	2277	N/A	N/A
<i>Open Back / Tight Seat &amp; Back / Removable Upholstery</i>													
1848-R	N/A	299	375	452	529	605	682	758	835	912	988	N/A	N/A
<i>Replacement Upholstery Covers</i>													

**DESCRIPTION:**

- Upholstery Frames: Steel, Plywood & Hardwood
- Seat: High Density Polyurethane Foam Over Strap Webbing
- Back: High Density Polyurethane Foam Over Plywood
- Upholstered Covers: Attached w/ Velcro / Removable For Maintenance
- Exposed Wood Legs: Solid Hardwood / Removable For Maintenance
- Antimicrobial Moisture Barrier Fully Encapsulates All Foam Areas
- Leather Upholstery Not Available
- Adjustable Height Leveling Glides Standard
- Lifetime Warranty

**OPTIONS:**

- Closed Arm Panels (See Page 260)
- Specify Exposed Wood Finish (See Page 6)

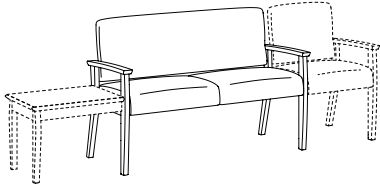
*NOTE: All Seating Configurations Are Viewed From Left To Right Facing. Please Attach A Layout Showing Seating Configuration w/ Your Order. Assembled Units Must Be Shipped In Configurations Of 3 Or Less.*

**TANDEM**

ITEM #:

SPECIFICATIONS | GRADES | LIST PRICES:

**TWO PLACE SOFA / WOOD ARMS /  
EXCEPTS TABLE ON LEFT / SEAT ON RIGHT**

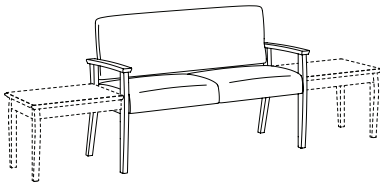


**1848-TC**

**1848-R**

		<b>Overall:</b> 51.5"w 24"d 34"h		<b>Arm:</b> 25"h		<b>COM:</b> 3.5 yds.							
		<b>Seat:</b> 48"w 19"d 18.5"h		<b>Weight:</b> 62 lbs.		<b>COL:</b> n/a							
COM	COL	1	2	3	4	5	6	7	8	9	10	L1	L2
1517	N/A	1588	1664	1741	1817	1894	1971	2047	2124	2200	2277	N/A	N/A
<i>Open Back / Tight Seat &amp; Back / Removable Upholstery</i>													
154	N/A	299	375	452	529	605	682	758	835	912	988	N/A	N/A
<i>Replacement Upholstery Covers</i>													

**TWO PLACE SOFA / WOOD ARMS /  
EXCEPTS TABLE ON LEFT / RIGHT**



**1848-TT**

**1848-R**

		<b>Overall:</b> 51.5"w 24"d 34"h		<b>Arm:</b> 25"h		<b>COM:</b> 3.5 yds.							
		<b>Seat:</b> 48"w 19"d 18.5"h		<b>Weight:</b> 62 lbs.		<b>COL:</b> n/a							
COM	COL	1	2	3	4	5	6	7	8	9	10	L1	L2
1517	N/A	1588	1664	1741	1817	1894	1971	2047	2124	2200	2277	N/A	N/A
<i>Open Back / Tight Seat &amp; Back / Removable Upholstery</i>													
154	N/A	299	375	452	529	605	682	758	835	912	988	N/A	N/A
<i>Replacement Upholstery Covers</i>													

**DESCRIPTION:**

- Upholstery Frames: Steel, Plywood & Hardwood
- Seat: High Density Polyurethane Foam Over Strap Webbing
- Back: High Density Polyurethane Foam Over Plywood
- Upholstered Covers: Attached w/ Velcro / Removable For Maintenance
- Exposed Wood Legs: Solid Hardwood / Removable For Maintenance
- Antimicrobial Moisture Barrier Fully Encapsulates All Foam Areas
- Leather Upholstery Not Available
- Adjustable Height Leveling Glides Standard
- Lifetime Warranty

**OPTIONS:**

- Closed Arm Panels (See Page 260)
- Specify Exposed Wood Finish (See Page 6)

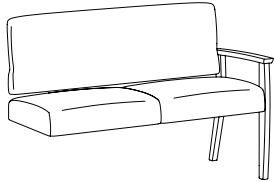
*NOTE: All Seating Configurations Are Viewed From Left To Right Facing. Please Attach A Layout Showing Seating Configuration w/ Your Order. Assembled Units Must Be Shipped In Configurations Of 3 Or Less.*

**TANDEM**

ITEM #:

SPECIFICATIONS | GRADES | LIST PRICES:


**TWO PLACE ADD-A-SEAT / WOOD ARMS**



**Overall:** 49.75"w 24"d 34"h      **Arm:** 25"h      **COM:** 3.5 yds.  
**Seat:** 48"w 19"d 18.5"h      **Weight:** 62 lbs.      **COL:** n/a

COM	COL	1	2	3	4	5	6	7	8	9	10	L1	L2
1849	N/A	1403	1480	1557	1633	1710	1786	1863	1940	2016	2093	N/A	N/A
<i>Open Back / Tight Seat &amp; Back / Removable Upholstery</i>													
1848-R	N/A	299	375	452	529	605	682	758	835	912	988	N/A	N/A
<i>Replacement Upholstery Covers</i>													


**TWO PLACE ADD-A-SEAT / WOOD ARMS / ACCEPTS SEAT ON RIGHT**



**Overall:** 49.75"w 24"d 34"h      **Arm:** 25"h      **COM:** 3.5 yds.  
**Seat:** 48"w 19"d 18.5"h      **Weight:** 62 lbs.      **COL:** n/a

COM	COL	1	2	3	4	5	6	7	8	9	10	L1	L2
1849-C	N/A	1403	1480	1557	1633	1710	1786	1863	1940	2016	2093	N/A	N/A
<i>Open Back / Tight Seat &amp; Back / Removable Upholstery</i>													
1848-R	N/A	299	375	452	529	605	682	758	835	912	988	N/A	N/A
<i>Replacement Upholstery Covers</i>													

**TWO PLACE ADD-A-SEAT / WOOD ARMS / ACCEPTS TABLE ON RIGHT**



**Overall:** 49.75"w 24"d 34"h      **Arm:** 25"h      **COM:** 3.5 yds.  
**Seat:** 48"w 19"d 18.5"h      **Weight:** 62 lbs.      **COL:** n/a

COM	COL	1	2	3	4	5	6	7	8	9	10	L1	L2
1849-T	N/A	1403	1480	1557	1633	1710	1786	1863	1940	2016	2093	N/A	N/A
<i>Open Back / Tight Seat &amp; Back / Removable Upholstery</i>													
1848-R	N/A	299	375	452	529	605	682	758	835	912	988	N/A	N/A
<i>Replacement Upholstery Covers</i>													

**DESCRIPTION:**

- Upholstery Frames: Steel, Plywood & Hardwood
- Seat: High Density Polyurethane Foam Over Strap Webbing
- Back: High Density Polyurethane Foam Over Plywood
- Upholstered Covers: Attached w/ Velcro / Removable For Maintenance
- Exposed Wood Legs: Solid Hardwood / Removable For Maintenance
- Antimicrobial Moisture Barrier Fully Encapsulates All Foam Areas
- Leather Upholstery Not Available
- Adjustable Height Leveling Glides Standard
- Lifetime Warranty

**OPTIONS:**

- EPAC-1 Black Polyester Arm Caps (Set Of 2).....\$290
- Closed Arm Panels (See Page 260)
- Specify Exposed Wood Finish (See Page 6)


*NOTE: All Seating Configurations Are Viewed From Left To Right Facing. Please Attach A Layout Showing Seating Configuration w/ Your Order. Assembled Units Must Be Shipped In Configurations Of 3 Or Less.*

**TANDEM**

ITEM #:

SPECIFICATIONS | GRADES | LIST PRICES:

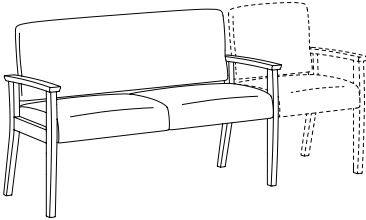
**TWO PLACE SOFA / URETHANE ARMS**



**Overall:** 51.5"w 24"d 34"h      **Arm:** 25"h      **COM:** 3.5 yds.  
**Seat:** 48"w 19"d 18.5"h      **Weight:** 62 lbs.      **COL:** n/a

COM	COL	1	2	3	4	5	6	7	8	9	10	L1	L2
1850	N/A	1650	1726	1803	1879	1956	2033	2109	2186	2262	2339	N/A	N/A
<i>Open Back / Tight Seat &amp; Back / Removable Upholstery</i>													
1848-R	N/A	299	375	452	529	605	682	758	835	912	988	N/A	N/A
<i>Replacement Upholstery Covers</i>													


**TWO PLACE SOFA / URETHANE ARMS / ACCEPTS SEAT ON RIGHT**



**Overall:** 51.5"w 24"d 34"h      **Arm:** 25"h      **COM:** 3.5 yds.  
**Seat:** 48"w 19"d 18.5"h      **Weight:** 62 lbs.      **COL:** n/a

COM	COL	1	2	3	4	5	6	7	8	9	10	L1	L2
1850-C	N/A	1650	1726	1803	1879	1956	2033	2109	2186	2262	2339	N/A	N/A
<i>Open Back / Tight Seat &amp; Back / Removable Upholstery</i>													
1848-R	N/A	299	375	452	529	605	682	758	835	912	988	N/A	N/A
<i>Replacement Upholstery Covers</i>													

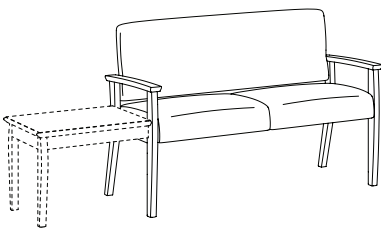
**TWO PLACE SOFA / URETHANE ARMS / ACCEPTS TABLE ON RIGHT**



**Overall:** 51.5"w 24"d 34"h      **Arm:** 25"h      **COM:** 3.5 yds.  
**Seat:** 48"w 19"d 18.5"h      **Weight:** 62 lbs.      **COL:** n/a

COM	COL	1	2	3	4	5	6	7	8	9	10	L1	L2
1850-T	N/A	1650	1726	1803	1879	1956	2033	2109	2186	2262	2339	N/A	N/A
<i>Open Back / Tight Seat &amp; Back / Removable Upholstery</i>													
1848-R	N/A	299	375	452	529	605	682	758	835	912	988	N/A	N/A
<i>Replacement Upholstery Covers</i>													

**TWO PLACE SOFA / URETHANE ARMS / ACCEPTS TABLE ON LEFT**



**Overall:** 51.5"w 24"d 34"h      **Arm:** 25"h      **COM:** 3.5 yds.  
**Seat:** 48"w 19"d 18.5"h      **Weight:** 62 lbs.      **COL:** n/a

COM	COL	1	2	3	4	5	6	7	8	9	10	L1	L2
1850-LT	N/A	1650	1726	1803	1879	1956	2033	2109	2186	2262	2339	N/A	N/A
<i>Open Back / Tight Seat &amp; Back / Removable Upholstery</i>													
1848-R	N/A	299	375	452	529	605	682	758	835	912	988	N/A	N/A
<i>Replacement Upholstery Covers</i>													



**DESCRIPTION:**

- Upholstery Frames: Steel, Plywood & Hardwood
- Seat: High Density Polyurethane Foam Over Strap Webbing
- Back: High Density Polyurethane Foam Over Plywood
- Upholstered Covers: Attached w/ Velcro / Removable For Maintenance
- Exposed Wood Legs: Solid Hardwood / Removable For Maintenance
- Antimicrobial Moisture Barrier Fully Encapsulates All Foam Areas
- Leather Upholstery Not Available
- Adjustable Height Leveling Glides Standard
- Lifetime Warranty

**OPTIONS:**

- EPAC-1 Black Polyester Arm Caps (Set Of 2).....\$290
- Closed Arm Panels (See Page 260)
- Specify Exposed Wood Finish (See Page 6)

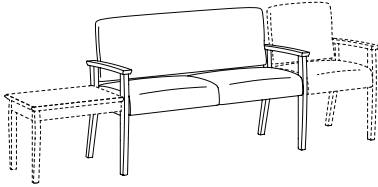
*NOTE: All Seating Configurations Are Viewed From Left To Right Facing. Please Attach A Layout Showing Seating Configuration w/ Your Order. Assembled Units Must Be Shipped In Configurations Of 3 Or Less.*

**TANDEM**

ITEM #:

SPECIFICATIONS | GRADES | LIST PRICES:

**TWO PLACE SOFA / URETHANE ARMS / ACCEPTS TABLE ON LEFT / SEAT ON RIGHT**

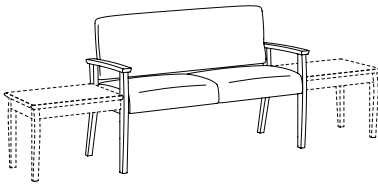


**1850-TC**

**1848-R**

		<i>Overall: 51.5"w 24"d 34"h</i>		<i>Arm: 25"h</i>		<i>COM: 3.5 yds.</i>							
		<i>Seat: 48"w 19"d 18.5"h</i>		<i>Weight: 62 lbs.</i>		<i>COL: n/a</i>							
COM	COL	1	2	3	4	5	6	7	8	9	10	L1	L2
1583	N/A	1650	1726	1803	1879	1956	2033	2109	2186	2262	2339	N/A	N/A
<i>Open Back / Tight Seat &amp; Back / Removable Upholstery</i>													
154	N/A	299	375	452	529	605	682	758	835	912	988	N/A	N/A
<i>Replacement Upholstery Covers</i>													

**TWO PLACE SOFA / URETHANE ARMS / ACCEPTS TABLE ON LEFT / RIGHT**



**1850-TT**

**1848-R**

		<i>Overall: 51.5"w 24"d 34"h</i>		<i>Arm: 25"h</i>		<i>COM: 3.5 yds.</i>							
		<i>Seat: 48"w 19"d 18.5"h</i>		<i>Weight: 62 lbs.</i>		<i>COL: n/a</i>							
COM	COL	1	2	3	4	5	6	7	8	9	10	L1	L2
1583	N/A	1650	1726	1803	1879	1956	2033	2109	2186	2262	2339	N/A	N/A
<i>Open Back / Tight Seat &amp; Back / Removable Upholstery</i>													
154	N/A	299	375	452	529	605	682	758	835	912	988	N/A	N/A
<i>Replacement Upholstery Covers</i>													

**DESCRIPTION:**

- Upholstery Frames: Steel, Plywood & Hardwood
- Seat: High Density Polyurethane Foam Over Strap Webbing
- Back: High Density Polyurethane Foam Over Plywood
- Upholstered Covers: Attached w/ Velcro / Removable For Maintenance
- Exposed Wood Legs: Solid Hardwood / Removable For Maintenance
- Antimicrobial Moisture Barrier Fully Encapsulates All Foam Areas
- Leather Upholstery Not Available
- Adjustable Height Leveling Glides Standard
- Lifetime Warranty

**OPTIONS:**

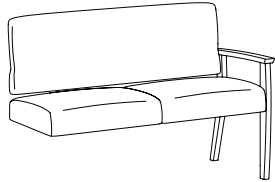
- EPAC-1 Black Polyester Arm Caps (Set Of 2).....\$290
- Closed Arm Panels (See Page 260)
- Specify Exposed Wood Finish (See Page 6)

*NOTE: All Seating Configurations Are Viewed From Left To Right Facing. Please Attach A Layout Showing Seating Configuration w/ Your Order. Assembled Units Must Be Shipped In Configurations Of 3 Or Less.*

**TANDEM**


**ITEM #: SPECIFICATIONS | GRADES | LIST PRICES:**

**TWO PLACE ADD-A-SEAT / URETHANE ARMS**



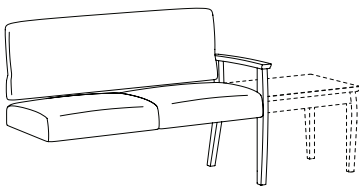
		<b>Overall:</b> 49.75"w 24"d 34"h		<b>Arm:</b> 25"h		<b>COM:</b> 3.5 yds.								
		<b>Seat:</b> 48"w 19"d 18.5"h		<b>Weight:</b> 62 lbs.		<b>COL:</b> n/a								
	<b>COM</b>	<b>COL</b>	<b>1</b>	<b>2</b>	<b>3</b>	<b>4</b>	<b>5</b>	<b>6</b>	<b>7</b>	<b>8</b>	<b>9</b>	<b>10</b>	<b>L1</b>	<b>L2</b>
<b>1851</b>	1352	N/A	1432	1508	1585	1662	1738	1815	1891	1968	2045	2121	N/A	N/A
<i>Open Back / Tight Seat &amp; Back / Removable Upholstery</i>														
<b>1848-R</b>	154	N/A	299	375	452	529	605	682	758	835	912	988	N/A	N/A
<i>Replacement Upholstery Covers</i>														

**TWO PLACE ADD-A-SEAT / URETHANE ARMS / ACCEPTS SEAT ON RIGHT**




		<b>Overall:</b> 49.75"w 24"d 34"h		<b>Arm:</b> 25"h		<b>COM:</b> 3.5 yds.								
		<b>Seat:</b> 48"w 19"d 18.5"h		<b>Weight:</b> 62 lbs.		<b>COL:</b> n/a								
	<b>COM</b>	<b>COL</b>	<b>1</b>	<b>2</b>	<b>3</b>	<b>4</b>	<b>5</b>	<b>6</b>	<b>7</b>	<b>8</b>	<b>9</b>	<b>10</b>	<b>L1</b>	<b>L2</b>
<b>1851-C</b>	1352	N/A	1432	1508	1585	1662	1738	1815	1891	1968	2045	2121	N/A	N/A
<i>Open Back / Tight Seat &amp; Back / Removable Upholstery</i>														
<b>1848-R</b>	154	N/A	299	375	452	529	605	682	758	835	912	988	N/A	N/A
<i>Replacement Upholstery Covers</i>														

**TWO PLACE ADD-A-SEAT / URETHANE ARMS / ACCEPTS TABLE ON RIGHT**



		<b>Overall:</b> 49.75"w 24"d 34"h		<b>Arm:</b> 25"h		<b>COM:</b> 3.5 yds.								
		<b>Seat:</b> 48"w 19"d 18.5"h		<b>Weight:</b> 62 lbs.		<b>COL:</b> n/a								
	<b>COM</b>	<b>COL</b>	<b>1</b>	<b>2</b>	<b>3</b>	<b>4</b>	<b>5</b>	<b>6</b>	<b>7</b>	<b>8</b>	<b>9</b>	<b>10</b>	<b>L1</b>	<b>L2</b>
<b>1851-T</b>	1352	N/A	1432	1508	1585	1662	1738	1815	1891	1968	2045	2121	N/A	N/A
<i>Open Back / Tight Seat &amp; Back / Removable Upholstery</i>														
<b>1848-R</b>	154	N/A	299	375	452	529	605	682	758	835	912	988	N/A	N/A
<i>Replacement Upholstery Covers</i>														

**CLOSED ARM PANELS**



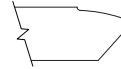
		<b>COM:</b> .75 yds.		<b>Weight:</b> 10 lbs.										
	<b>COM</b>	<b>COL</b>	<b>1</b>	<b>2</b>	<b>3</b>	<b>4</b>	<b>5</b>	<b>6</b>	<b>7</b>	<b>8</b>	<b>9</b>	<b>10</b>	<b>L1</b>	<b>L2</b>
<b>1800-PL</b>	97	N/A	146	171	196	222	246	271	296	320	345	371	N/A	N/A
<i>Left Facing Outside Arm Panel Set</i>														
<b>1800-PR</b>	97	N/A	146	171	196	222	246	271	296	320	345	371	N/A	N/A
<i>Right Facing Outside Arm Panel Set</i>														

**DESCRIPTION:**

- Edge Banding / Legs: Solid Maple
- Veneer Top: Slip-Match
- Wilsonart Plastic Laminates Standard. Alternate Selections May Be Specified From Most Major Laminate Manufacturers. (Contact Factory For Availability)
- Metal Support Leg 1" - 16 Gauge Steel Leg w/ Adjustable Glide (Attaches Via 4.5" Mounting Plate) (#18SC2626 Only)
- Lifetime Warranty




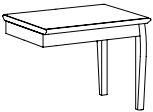


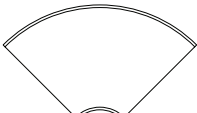
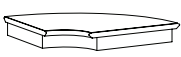
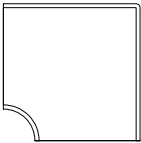
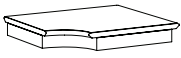
**OPTIONS:**

Specify Exposed Wood Finish / Laminate (See Page 6)



Evolve Edge Profile Standard

*NOTE: All Seating Configurations Are Viewed From Left To Right Facing. Please Attach A Layout Showing Seating Configuration w/ Your Order. Assembled Units Must Be Shipped In Configurations Of 3 Or Less.*

CONNECTING TABLES		ITEM #:	SPECIFICATIONS   GRADES   LIST PRICES:													
<b>STRAIGHT DIVIDER TABLE</b>			<b>Overall: 20"w 20"d 18"h</b>						<b>Weight: 45 lbs.</b>							
			COM	COL	1	2	3	4	5	6	7	8	9	10	L1	L2
		<b>18C2020-L</b>	572 High Pressure Laminate Face / Evolve Edge Profile Wood Band													
		<b>18C2020-V</b>	594 Veneer Face / Evolve Edge Profile Wood Band													
		<b>18C2020-C</b>	627 Corian Top (Glacier White) / Evolve Edge Profile													
<b>23" END TABLE</b>			<b>Overall: 23"w 20"d 18"h</b>						<b>Weight: 35 lbs.</b>							
			COM	COL	1	2	3	4	5	6	7	8	9	10	L1	L2
		<b>18E2320-L</b>	683 High Pressure Laminate Face / Evolve Edge Profile Wood Band													
		<b>18E2320-V</b>	829 Veneer Face / Evolve Edge Profile Wood Band													
		<b>18E2320-C</b>	923 Corian Face (Glacier White) / Evolve Edge Profile													
<b>45° CORNER TABLE</b>			<b>Overall: 21"w 20"d 18"h</b>						<b>Weight: 30 lbs.</b>							
			COM	COL	1	2	3	4	5	6	7	8	9	10	L1	L2
		<b>18RC45-L</b>	538 High Pressure Laminate Face / Evolve Edge Profile Wood Band													
		<b>18RC45-V</b>	592 Veneer Face / Evolve Edge Profile Wood Band													
		<b>18RC45-C</b>	803 Corian Face (Glacier White) / Evolve Edge Profile													
<b>90° CORNER TABLE</b>			<b>Overall: 26"w 26"d 18"h</b>						<b>Weight: 45 lbs.</b>							
			COM	COL	1	2	3	4	5	6	7	8	9	10	L1	L2
		<b>18RC90-L</b>	694 High Pressure Laminate Face / Evolve Edge Profile Wood Band													
		<b>18RC90-V</b>	810 Veneer Face / Evolve Edge Profile Wood Band													
		<b>18RC90-C</b>	1183 Corian Face (Glacier White) / Evolve Edge Profile													
<b>90° CORNER TABLE / METAL SUPPORT LEG</b>			<b>Overall: 26"w 26"d 18"h</b>						<b>Weight: 48 lbs.</b>							
			COM	COL	1	2	3	4	5	6	7	8	9	10	L1	L2
		<b>18SC2626-L</b>	699 High Pressure Laminate Face / Evolve Edge Profile Wood Band													
		<b>18SC2626-V</b>	821 Veneer Face / Evolve Edge Profile Wood Band													
		<b>18SC2626-C</b>	1213 Corian Face (Glacier White) / Evolve Edge Profile													

**DESCRIPTION:**

- Edge Banding / Legs: Solid Maple
- Veneer Top: Slip-Match
- Wilsonart Plastic Laminates Standard. Alternate Selections May Be Specified From Most Major Laminate Manufacturers. (Contact Factory For Availability)
- Lifetime Warranty

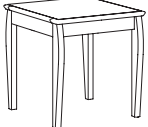




**OPTIONS:**



Specify Exposed Wood Finish / Laminate (See Page 6)



Evolve Edge Profile Standard

*NOTE: All Seating Configurations Are Viewed From Left To Right Facing. Please Attach A Layout Showing Seating Configuration w/ Your Order. Assembled Units Must Be Shipped In Configurations Of 3 Or Less.*

TABLES	ITEM #:	SPECIFICATIONS   GRADES   LIST PRICES:													
<b>24" CORNER TABLE</b>  		<b>Overall: 24"w 24"d 23"h</b>					<b>Weight: 35 lbs.</b>								
		<b>COM</b>	<b>COL</b>	<b>1</b>	<b>2</b>	<b>3</b>	<b>4</b>	<b>5</b>	<b>6</b>	<b>7</b>	<b>8</b>	<b>9</b>	<b>10</b>	<b>L1</b>	<b>L2</b>
	<b>182424-L</b>	781 High Pressure Laminate Face / Evolve Edge Profile Wood Band													
	<b>182424-V</b>	964 Veneer Face / Evolve Edge Profile Wood Band													
	<b>182424-C</b>	1132 Corian Face (Glacier White) / Evolve Edge Profile													
<b>26" END TABLE</b>  		<b>Overall: 22"w 26"d 23"h</b>					<b>Weight: 38 lbs.</b>								
		<b>COM</b>	<b>COL</b>	<b>1</b>	<b>2</b>	<b>3</b>	<b>4</b>	<b>5</b>	<b>6</b>	<b>7</b>	<b>8</b>	<b>9</b>	<b>10</b>	<b>L1</b>	<b>L2</b>
	<b>182226-L</b>	888 High Pressure Laminate Face / Evolve Edge Profile Wood Band													
	<b>182226-V</b>	946 Veneer Face / Evolve Edge Profile Wood Band													
	<b>182226-C</b>	1367 Corian Face (Glacier White) / Evolve Edge Profile													
<b>42" RECTANGLE COFFEE TABLE</b>  		<b>Overall: 42"w 20"d 16"h</b>					<b>Weight: 40 lbs.</b>								
		<b>COM</b>	<b>COL</b>	<b>1</b>	<b>2</b>	<b>3</b>	<b>4</b>	<b>5</b>	<b>6</b>	<b>7</b>	<b>8</b>	<b>9</b>	<b>10</b>	<b>L1</b>	<b>L2</b>
	<b>184220-L</b>	979 High Pressure Laminate Face / Evolve Edge Profile Wood Band													
	<b>184220-V</b>	1115 Veneer Face / Evolve Edge Profile Wood Band													
	<b>184220-C</b>	1443 Corian Face (Glacier White) / Evolve Edge Profile													
<b>26" ROUND END TABLE</b>  		<b>Overall: 26" Diameter 23"h</b>					<b>Weight: 28 lbs.</b>								
		<b>COM</b>	<b>COL</b>	<b>1</b>	<b>2</b>	<b>3</b>	<b>4</b>	<b>5</b>	<b>6</b>	<b>7</b>	<b>8</b>	<b>9</b>	<b>10</b>	<b>L1</b>	<b>L2</b>
	<b>1826D22-L</b>	1063 High Pressure Laminate Face / Evolve Edge Profile Wood Band													
	<b>1826D22-V</b>	1203 Veneer Face / Evolve Edge Profile Wood Band													
	<b>1826D22-C</b>	1115 Corian Face (Glacier White) / Evolve Edge Profile													
<b>34" ROUND COFFEE TABLE</b>  		<b>Overall: 34" Diameter 16"h</b>					<b>Weight: 50 lbs.</b>								
		<b>COM</b>	<b>COL</b>	<b>1</b>	<b>2</b>	<b>3</b>	<b>4</b>	<b>5</b>	<b>6</b>	<b>7</b>	<b>8</b>	<b>9</b>	<b>10</b>	<b>L1</b>	<b>L2</b>
	<b>1834D16-L</b>	1398 High Pressure Laminate Face / Evolve Edge Profile Wood Band													
	<b>1834D16-V</b>	1542 Veneer Face / Evolve Edge Profile Wood Band													
	<b>1834D16-C</b>	2201 Corian Face (Glacier White) / Evolve Edge Profile													

ARM CAPS / COVERS	OPTION #:	SPECIFICATIONS   LIST PRICES   AVAILABILITY:
<p>POLYESTER ARM CAPS</p> 	<p><b>EPAC-1</b></p> <p><i>Overall: 2.75"w 22.5"d 1.125"h</i></p> <hr/> <p><b>\$290 (Set Of 2) POLYESTER</b>  <i>Black Polyester Arm Cap (Additional Colors Available)</i></p> <p><i>Available: Facelift 3 Evolve Guest / Tandem Collection (1822 / 1823 / 1832 / 1833 / 1850 / 1851)</i></p>	
<p>CONTRASTING COVERS</p> 	<p><b>CC</b></p> <p><i>Overall: N/A</i></p> <hr/> <p><b>\$105</b>  <i>NOTE: If Two Or More Upholsteries Or Leathers Are Used On Any Piece Of Furniture, Then A Contrast Charge Will Apply Per Order. When Using Trinity Upholstery, The Higher Priced Upholstery Grade Will Be Used In Pricing, Unless It's Trinity Leather With Fabric Contrast Welt, Or COM With Trinity Contrast Welt, Then Contact Customer Service For Pricing.</i></p> <p><i>Available: Facelift 3 Evolve Guest / Tandem Collection</i></p>	

# FACELIFT<sup>3</sup> Evolve

---

HEALTHCARE MOTION

Effective: January 1, 2017

**Modified: May 1, 2018**

T R I N I T Y

<b>Date:</b>	<b>Page:</b>	<b>Modification:</b>	<b>Description:</b>
2-6-18	Page 249-250	Correction	Changed All Pricing For Item #:1820H-1828 (Grades 1-10)
2-6-18	Page 252-255	Correction	Changed All Pricing For Item#:1834-1857 (Grades 1-10 Replacement Covers Only)
5-1-18	All Pages	5% Price Increase	Price List Reflects 5% Increase To January 1, 2017
6-11-18	Page 269	New Product	1847/1847-R Fold Down Sleeper Sofa Added
6-27-18	Page 276	Correction	Changed Pricing / Description For Fold Down Arm (FDA-1)





**DESCRIPTION:**

- Upholstery Frames: Steel, Plywood & Hardwood
- Seat: High Density Polyurethane Foam Over Strap Webbing
- Back: High Density Polyurethane Foam Over Sinuous Wire Springs
- Upholstered Covers: Attached w/ Velcro / Removable For Maintenance
- Exposed Wood Legs: Solid Hardwood / Removable For Maintenance
- Antimicrobial Moisture Barrier Fully Encapsulates All Foam Areas
- Leather Upholstery Not Available
- Lifetime Warranty

**OPTIONS:**

- EPAC-1 Black Polyester Arm Caps (Set Of 2).....\$290
- Closed Arm Panels (See Page 260)
- Specify Exposed Wood Finish (See Page 6)

*NOTE: All Seating Configurations Are Viewed From Left To Right Facing. Please Attach A Layout Showing Seating Configuration w/ Your Order. Assembled Units Must Be Shipped In Configurations Of 3 Or Less.*

PATIENT	ITEM #:	SPECIFICATIONS   GRADES   LIST PRICES:													
		<b>Overall:</b> 23.75"w 24"d 38"h		<b>Arm:</b> 29.5"h					<b>COM:</b> 1.75 yds.						
		<b>Seat:</b> 20.25"w 19"d 24"h		<b>Weight:</b> 40 lbs.					<b>COL:</b> n/a						
		<b>COM</b>	<b>COL</b>	<b>1</b>	<b>2</b>	<b>3</b>	<b>4</b>	<b>5</b>	<b>6</b>	<b>7</b>	<b>8</b>	<b>9</b>	<b>10</b>	<b>L1</b>	<b>L2</b>
	<b>1820-H</b>	952	N/A	971	1006	1041	1077	1112	1147	1183	1218	1253	1289	N/A	N/A
		<i>Tight Seat &amp; Back / Removable Upholstery</i>													
	<b>1820-R</b>	105	N/A	170	205	240	276	311	346	382	417	452	488	N/A	N/A
		<i>Replacement Upholstery Covers</i>													
		<b>Overall:</b> 23.75"w 24"d 38"h		<b>Arm:</b> 29.5"h					<b>COM:</b> 1.75 yds.						
		<b>Seat:</b> 20.25"w 19"d 24"h		<b>Weight:</b> 40 lbs.					<b>COL:</b> n/a						
		<b>COM</b>	<b>COL</b>	<b>1</b>	<b>2</b>	<b>3</b>	<b>4</b>	<b>5</b>	<b>6</b>	<b>7</b>	<b>8</b>	<b>9</b>	<b>10</b>	<b>L1</b>	<b>L2</b>
	<b>1822-H</b>	1022	N/A	1037	1072	1107	1143	1178	1213	1249	1284	1319	1355	N/A	N/A
		<i>Tight Seat &amp; Back / Removable Upholstery</i>													
	<b>1820-R</b>	105	N/A	170	205	240	276	311	346	382	417	452	488	N/A	N/A
		<i>Replacement Upholstery Covers</i>													
		<b>Overall:</b> 23.5"w 28.75"d 45"h		<b>Arm:</b> 25"h					<b>COM:</b> 2.25 yds.						
		<b>Seat:</b> 20"w 19"d 18.5"h		<b>Weight:</b> 40 lbs.					<b>COL:</b> n/a						
		<b>COM</b>	<b>COL</b>	<b>1</b>	<b>2</b>	<b>3</b>	<b>4</b>	<b>5</b>	<b>6</b>	<b>7</b>	<b>8</b>	<b>9</b>	<b>10</b>	<b>L1</b>	<b>L2</b>
	<b>1824-RK</b>	1038	N/A	1076	1123	1170	1217	1264	1312	1359	1406	1453	1500	N/A	N/A
		<i>Tight Seat &amp; Back / Removable Upholstery</i>													
	<b>1824-R</b>	107	N/A	195	242	290	337	384	431	478	525	572	619	N/A	N/A
		<i>Replacement Upholstery Covers</i>													
		See Page 255 For Available Footstools													
		<b>Overall:</b> 23.5"w 28.75"d 45"h		<b>Arm:</b> 25"h					<b>COM:</b> 2.25 yds.						
		<b>Seat:</b> 20"w 19"d 18.5"h		<b>Weight:</b> 40 lbs.					<b>COL:</b> n/a						
		<b>COM</b>	<b>COL</b>	<b>1</b>	<b>2</b>	<b>3</b>	<b>4</b>	<b>5</b>	<b>6</b>	<b>7</b>	<b>8</b>	<b>9</b>	<b>10</b>	<b>L1</b>	<b>L2</b>
	<b>1825-RK</b>	1113	N/A	1147	1194	1241	1288	1335	1382	1429	1477	1524	1571	N/A	N/A
		<i>Tight Seat &amp; Back / Removable Upholstery</i>													
	<b>1824-R</b>	107	N/A	195	242	290	337	384	431	478	525	572	619	N/A	N/A
		<i>Replacement Upholstery Covers</i>													
		See Page 255 For Available Footstools													







**DESCRIPTION:**

- Upholstery Frames: Steel, Plywood & Hardwood
- Seat: High Density Polyurethane Foam Over Strap Webbing
- Back: High Density Polyurethane Foam Over Sinuous Wire Springs
- Upholstered Covers: Attached w/ Velcro / Removable For Maintenance
- Exposed Wood Legs: Solid Hardwood / Removable For Maintenance
- Antimicrobial Moisture Barrier Fully Encapsulates All Foam Areas
- Leather Upholstery Not Available
- Lifetime Warranty

**OPTIONS:**

- EPAC-1 Black Polyester Arm Caps (Set Of 2).....\$290
- Closed Arm Panels (See Page 260)
- Specify Exposed Wood Finish (See Page 6)

*NOTE: All Seating Configurations Are Viewed From Left To Right Facing. Please Attach A Layout Showing Seating Configuration w/ Your Order. Assembled Units Must Be Shipped In Configurations Of 3 Or Less.*



PATIENT / GLIDER		ITEM #:	SPECIFICATIONS   GRADES   LIST PRICES:													
			<b>Overall:</b> 23.5"w 26"d 45"h			<b>Arm:</b> 25"h			<b>COM:</b> 2.25 yds.							
			<b>Seat:</b> 20"w 19"d 18.5"h			<b>Weight:</b> 50 lbs.			<b>COL:</b> n/a							
			<b>COM</b>	<b>COL</b>	<b>1</b>	<b>2</b>	<b>3</b>	<b>4</b>	<b>5</b>	<b>6</b>	<b>7</b>	<b>8</b>	<b>9</b>	<b>10</b>	<b>L1</b>	<b>L2</b>
		<b>1824</b>	1003	N/A	1031	1072	1114	1147	1196	1237	1279	1320	1361	1402	N/A	N/A
			<i>Tight Seat &amp; Back / Removable Upholstery</i>													
		<b>1824-R</b>	107	N/A	195	242	290	337	384	431	478	525	572	619	N/A	N/A
			<i>Replacement Upholstery Covers</i>													
<b>Headrest/Lumbar</b>			57	N/A	77	89	101	113	124	136	148	160	172	183	N/A	N/A
			<i>COM: .75 yds.</i>													
See Page 255 For Available Footstools																
			<b>Overall:</b> 23.5"w 26"d 45"h			<b>Arm:</b> 25"h			<b>COM:</b> 2.25 yds.							
			<b>Seat:</b> 20"w 19"d 18.5"h			<b>Weight:</b> 50 lbs.			<b>COL:</b> n/a							
			<b>COM</b>	<b>COL</b>	<b>1</b>	<b>2</b>	<b>3</b>	<b>4</b>	<b>5</b>	<b>6</b>	<b>7</b>	<b>8</b>	<b>9</b>	<b>10</b>	<b>L1</b>	<b>L2</b>
		<b>1825</b>	1080	N/A	1116	1163	1210	1257	1304	1351	1398	1446	1493	1540	N/A	N/A
			<i>Tight Seat &amp; Back / Removable Upholstery</i>													
		<b>1824-R</b>	107	N/A	195	242	290	337	384	431	478	525	572	619	N/A	N/A
			<i>Replacement Upholstery Covers</i>													
<b>Headrest/Lumbar</b>			57	N/A	77	89	101	113	124	136	148	160	172	183	N/A	N/A
			<i>COM: .75 yds.</i>													
See Page 255 For Available Footstools																
			<b>Overall:</b> 23.75"w 24"d 34"h			<b>Arm:</b> 25"h			<b>COM:</b> 1.75 yds.							
			<b>Seat:</b> 20"w 19"d 18.5"h			<b>Weight:</b> 48 lbs.			<b>COL:</b> n/a							
			<b>COM</b>	<b>COL</b>	<b>1</b>	<b>2</b>	<b>3</b>	<b>4</b>	<b>5</b>	<b>6</b>	<b>7</b>	<b>8</b>	<b>9</b>	<b>10</b>	<b>L1</b>	<b>L2</b>
		<b>1826</b>	1690	N/A	1669	1704	1739	1775	1810	1846	1881	1916	1952	1987	N/A	N/A
			<i>Tight Seat &amp; Back / Removable Upholstery</i>													
		<b>1826-R</b>	117	N/A	205	252	300	347	394	441	488	535	582	630	N/A	N/A
			<i>Replacement Upholstery Covers</i>													
See Page 255 For Available Footstools																
			<b>Overall:</b> 23.75"w 28"d 45"h			<b>Arm:</b> 25"h			<b>COM:</b> 2.25 yds.							
			<b>Seat:</b> 20"w 20.75"d 18.5"h			<b>Weight:</b> 60 lbs.			<b>COL:</b> n/a							
			<b>COM</b>	<b>COL</b>	<b>1</b>	<b>2</b>	<b>3</b>	<b>4</b>	<b>5</b>	<b>6</b>	<b>7</b>	<b>8</b>	<b>9</b>	<b>10</b>	<b>L1</b>	<b>L2</b>
		<b>1828</b>	1803	N/A	1799	1846	1893	1940	1988	2035	2082	2129	2176	2223	N/A	N/A
			<i>Tight Seat &amp; Back / Adjustable Semi-Attached Pillow/Lumbar / Removable Upholstery</i>													
		<b>1828-R</b>	122	N/A	210	257	304	351	398	446	493	540	587	634	N/A	N/A
			<i>Replacement Upholstery Covers</i>													
See Page 255 For Available Footstools																

**DESCRIPTION:**

- Upholstery Frames: Plywood & Hardwood
- Seat: High Density Polyurethane Foam Over Sheet Webbing
- Upholstered Covers: Attached w/ Velcro / Removable For Maintenance
- Exposed Wood Legs: Solid Hardwood / Removable For Maintenance
- Antimicrobial Moisture Barrier Fully Encapsulates All Foam Areas
- Leather Upholstery Not Available
- Lifetime Warranty

**OPTIONS:**

Specify Exposed Wood Finish (See Page 6)

FOOTSTOOL		ITEM #:	SPECIFICATIONS   GRADES   LIST PRICES:													
	OTTOMAN / FOOTSTOOL / SLOPED / STOWS UNDER ALL PATIENT & GLIDER CHAIRS		<b>Overall:</b> 18"w 15"d 12"h <b>Seat:</b> n/a				<b>Arm:</b> n/a <b>Weight:</b> 27 lbs.				<b>COM:</b> 1.25 yds. <b>COL:</b> n/a					
			<b>COM</b>	<b>COL</b>	<b>1</b>	<b>2</b>	<b>3</b>	<b>4</b>	<b>5</b>	<b>6</b>	<b>7</b>	<b>8</b>	<b>9</b>	<b>10</b>	<b>L1</b>	<b>L2</b>
	<b>1834</b>		300	N/A	331	354	378	402	425	449	472	496	519	543	N/A	N/A
		<i>Tight Top / Removable Upholstery</i>														
	<b>1834-R</b>	60	N/A	104	128	151	175	198	222	246	269	293	316	N/A	N/A	
		<i>Replacement Upholstery Cover</i>														
	OTTOMAN / FOOTSTOOL / FLAT / STOWS UNDER ALL PATIENT & GLIDER CHAIRS		<b>Overall:</b> 18"w 15"d 12"h <b>Seat:</b> n/a				<b>Arm:</b> n/a <b>Weight:</b> 27 lbs.				<b>COM:</b> 1.25 yds. <b>COL:</b> n/a					
			<b>COM</b>	<b>COL</b>	<b>1</b>	<b>2</b>	<b>3</b>	<b>4</b>	<b>5</b>	<b>6</b>	<b>7</b>	<b>8</b>	<b>9</b>	<b>10</b>	<b>L1</b>	<b>L2</b>
	<b>1835</b>		320	N/A	350	373	397	420	444	468	491	515	538	562	N/A	N/A
		<i>Tight Top / Removable Upholstery</i>														
	<b>1835-R</b>	60	N/A	104	128	151	175	198	222	246	269	293	316	N/A	N/A	
		<i>Replacement Upholstery Cover</i>														

**DESCRIPTION:**

- Upholstery Frames: Steel, Plywood & Hardwood
- Seat: High Density Polyurethane Foam Over Sheet Webbing
- Back: High Density Polyurethane Foam Over Polypropylene Webbing
- Upholstered Covers: Attached w/ Velcro / Removable For Maintenance
- Removable Bolster Pillow For 1845 / 1846 (5" Diameter)
- Antimicrobial Moisture Barrier Fully Encapsulates All Foam Areas
- Double Needle Stitching Standard
- Metal To Metal Connections For All Hardware Assembly
- Leather Upholstery Not Available
- Lifetime Warranty


**OPTIONS:**

- EWAC-1 Solid Wood Arm Caps (Set Of 2) .....\$179
  - EUAC-1 Black Urethane Arm Caps (Set Of 2).....\$189
  - EPAC-2 Black Polyester Arm Caps (Set Of 2).....\$312
  - ILC In-Line Casters (Set Of 2).....\$47
  - LC Locking Casters (Set Of 2).....\$26
  - NLC Non-Locking Casters (Set Of 2).....\$21
  - 3LC 3" Locking Casters - #1847 Model Only (Set Of 2).....\$170
  - PM1 Power/Data Module (1-Power / 1-USB 2 Port Simplex Charger) .....\$683
- Feather Down & Polyester Pillows Available (See Page 5)  
Specify Exposed Wood Finish (See Page 6)  
Tablet Arm / Cup Holder Options (See Pages 273-274)

**SLEEPOVER UNITS**

**ITEM #: SPECIFICATIONS | GRADES | LIST PRICES:**

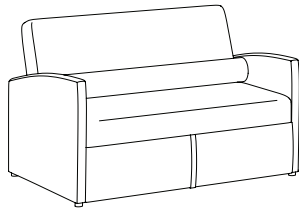
**LOUNGE CHAIR / FULLY UPHOLSTERED**



Healthcare Motion

		<b>Overall:</b> 33.5"w 34.5"d 33"h					<b>Overall Length:</b> 84"d					<b>Arm:</b> 24"h		<b>COM:</b> 6.5 yds.	
		<b>Sleep Area:</b> 28"w 80"d					<b>Seat:</b> 28"w 23"d 17.5"h					<b>Weight:</b> 175 lbs.		<b>COL:</b> n/a	
<b>COM</b>	<b>COL</b>	<b>1</b>	<b>2</b>	<b>3</b>	<b>4</b>	<b>5</b>	<b>6</b>	<b>7</b>	<b>8</b>	<b>9</b>	<b>10</b>	<b>L1</b>	<b>L2</b>		
1845	N/A	2631	2778	2925	3073	3220	3367	3515	3662	3809	3957	N/A	N/A		
<i>Tight Seat &amp; Back / Removable Upholstery / 500 lbs. Weight Capacity</i>															
1845-R	N/A	510	657	805	952	1099	1247	1394	1541	1689	1836	N/A	N/A		
<i>Replacement Upholstery Covers</i>															

**TWO PLACE SOFA / FULLY UPHOLSTERED**




Healthcare Motion

		<b>Overall:</b> 53"w 34.5"d 33"h					<b>Overall Length:</b> 84"d					<b>Arm:</b> 24"h		<b>COM:</b> 9 yds.	
		<b>Sleep Area:</b> 48"w 80"d					<b>Seat:</b> 48"w 23"d 17.5"h					<b>Weight:</b> 220 lbs.		<b>COL:</b> n/a	
<b>COM</b>	<b>COL</b>	<b>1</b>	<b>2</b>	<b>3</b>	<b>4</b>	<b>5</b>	<b>6</b>	<b>7</b>	<b>8</b>	<b>9</b>	<b>10</b>	<b>L1</b>	<b>L2</b>		
1846	N/A	3601	3808	4014	4220	4426	4632	4839	5045	5251	5457	N/A	N/A		
<i>Tight Seat &amp; Back / Removable Upholstery / 500 lbs. Weight Capacity</i>															
1846-R	N/A	670	876	1082	1288	1494	1701	1907	2113	2319	2526	N/A	N/A		
<i>Replacement Upholstery Covers</i>															


**FOUR POSITION ADJUSTMENT FOR 1845 / 1846**

See Replay Healthcare Motion (Page 151) And Revival Healthcare Motion (Page 232) For Additional Sleepover Units.



1) Closed Position      2) Ottoman Position      3) Chaise Position      4) Full-Recline Position  
Overall Length - 84"d

**FOLD DOWN SLEEPER SOFA**



		<b>Overall:</b> 77"w 32"d 34"h					<b>Arm:</b> 25"h					<b>COM:</b> 12.25 yds.	
		<b>Sleep Area:</b> 72"w 20.75"d 18.5"h					<b>Weight:</b> 210 lbs.					<b>COL:</b> n/a	
<b>COM</b>	<b>COL</b>	<b>1</b>	<b>2</b>	<b>3</b>	<b>4</b>	<b>5</b>	<b>6</b>	<b>7</b>	<b>8</b>	<b>9</b>	<b>10</b>	<b>L1</b>	<b>L2</b>
1847	N/A	3590	3859	4128	4398	4667	4936	5206	5475	5744	6014	N/A	N/A
<i>Tight Seat &amp; Back / Removable Upholstery / 1000 lbs. Weight Capacity</i>													
1847-R	N/A	1390	1673	1956	2238	2521	2804	3087	3370	3652	3935	N/A	N/A
<i>Replacement Upholstery Covers</i>													



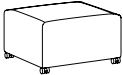




**DESCRIPTION:**

- Upholstery Frames: Steel, Plywood & Hardwood
- Seat: High Density Polyurethane Foam Over Sheet Webbing
- Back: High Density Polyurethane Foam Over Polypropylene Webbing
- Upholstered Covers: Attached w/ Velcro / Removable For Maintenance
- Antimicrobial Moisture Barrier Fully Encapsulates All Foam Areas
- Double Needle Stitching Standard
- Exposed Wood Legs: Solid Hardwood / Removable For Maintenance
- Leather Upholstery Not Available
- Lifetime Warranty

**OPTIONS:**

- EWAC-1 Solid Wood Arm Caps (Set Of 2) .....\$179
- EUAC-1 Black Urethane Arm Caps (Set Of 2).....\$189
- EPAC-2 Black Polyester Arm Caps (Set Of 2).....\$312
- ATL Aluminum Tapered Legs (Set Of 4) .....\$362
- ARL Brushed Aluminum Round Legs (Set Of 4).....\$289
- PM1 Power/Data Module (1-Power / 1-USB 2 Port Simplex Charger) .....\$683

Feather Down & Polyester Pillows Available (See Page 5)  
 Specify Exposed Wood Finish (See Page 6)  
 Tablet Arm / Cup Holder Options (See Pages 273-274)

PATIENT CHAIR / GLIDER		ITEM #:	SPECIFICATIONS   GRADES   LIST PRICES:													
	<b>ASYNCHRONOUS PATIENT CHAIR / FULLY UPHOLSTERED</b>	<b>1852</b>	<b>Overall:</b> 27.5"w 35.5"d 38"h <b>Seat:</b> 21"w 20"d 18"h			<b>Arm:</b> 24"h <b>Weight:</b> 63 lbs.			<b>COM:</b> 4.25 yds. <b>COL:</b> n/a							
			<b>COM</b>	<b>COL</b>	<b>1</b>	<b>2</b>	<b>3</b>	<b>4</b>	<b>5</b>	<b>6</b>	<b>7</b>	<b>8</b>	<b>9</b>	<b>10</b>	<b>L1</b>	<b>L2</b>
			1134	N/A	1260	1355	1449	1543	1637	1732	1826	1920	2015	2109	N/A	N/A
			<i>Tight Seat &amp; Back / Removable Upholstery</i>													
		<b>1852-R</b>	<b>171</b> N/A 350 444 539 633 727 821 916 1010 1104 1198 N/A N/A <i>Replacement Upholstery Covers</i>													
																
	<b>OTTOMAN ON CASTERS / STOWS UNDER ALL PATIENT CHAIRS</b>	<b>1809</b>	<b>Overall:</b> 18"w 18"d 11"h <b>Seat:</b> n/a			<b>Arm:</b> n/a <b>Weight:</b> 25 lbs.			<b>COM:</b> 1 yd. <b>COL:</b> n/a							
			<b>COM</b>	<b>COL</b>	<b>1</b>	<b>2</b>	<b>3</b>	<b>4</b>	<b>5</b>	<b>6</b>	<b>7</b>	<b>8</b>	<b>9</b>	<b>10</b>	<b>L1</b>	<b>L2</b>
			301	N/A	318	335	352	369	386	402	419	436	453	470	N/A	N/A
			<i>Removable Upholstery</i>													
		<b>1809-R</b>	<b>66</b> N/A 96 113 130 147 164 181 197 214 231 248 N/A N/A <i>Replacement Upholstery Covers</i>													
																
	<b>LOUNGE GLIDER / FULLY UPHOLSTERED</b>	<b>1854-G</b>	<b>Overall:</b> 27"w 32"d 35"h <b>Seat:</b> 21"w 20"d 18"h			<b>Arm:</b> 24"h <b>Weight:</b> 115 lbs.			<b>COM:</b> 4.5 yds. <b>COL:</b> n/a							
			<b>COM</b>	<b>COL</b>	<b>1</b>	<b>2</b>	<b>3</b>	<b>4</b>	<b>5</b>	<b>6</b>	<b>7</b>	<b>8</b>	<b>9</b>	<b>10</b>	<b>L1</b>	<b>L2</b>
			1504	N/A	1622	1722	1822	1922	2023	2123	2223	2323	2423	2523	N/A	N/A
			<i>Circular Wood Base / Tight Seat &amp; Back / Removable Upholstery</i>													
		<b>1854-SG</b>	<b>1628</b> N/A 1740 1840 1940 2040 2140 2241 2341 2441 2541 2641 N/A N/A <i>Swivel Glider w/ Circular Wood Base / Tight Seat &amp; Back / Removable Upholstery</i>													
		<b>1854-R</b>	<b>177</b> N/A 368 468 568 668 769 869 969 1069 1169 1269 N/A N/A <i>Replacement Upholstery Covers</i>													
																
		See Replay Healthcare Motion (Page 152) And Revival Healthcare Motion (Page 233) For Additional Patient Chairs & Gliders.														

**DESCRIPTION:**

- Upholstery Frames: Steel, Plywood & Hardwood
- Seat: High Density Polyurethane Foam Over Sheet Webbing
- Back: High Density Polyurethane Foam Over Sinuous Wire Springs
- Upholstered Covers: Attached w/ Velcro / Removable For Maintenance
- Antimicrobial Moisture Barrier Fully Encapsulates All Foam Areas
- Double Needle Stitching Standard (Welting Optional - No Charge)
- Leather Upholstery Not Available
- Lifetime Warranty

**OPTIONS:**

- EWAC-1 Solid Wood Arm Caps (Set Of 2) .....\$179
- EUAC-1 Black Urethane Arm Caps (Set Of 2) .....\$189
- EPAC-2 Black Polyester Arm Caps (Set Of 2) .....\$312
- ER-1 Electric Recline .....\$441
- BB Battery Backup .....\$263
- HM Heat & Massage .....\$1323
- H Heat Only .....\$1181
- FDA-1 Fold Down Arm .....\$300 Per Arm


Feather Down & Polyester Pillows Available (See Page 5)  
Specify Exposed Wood Finish (See Page 6)

**WALLSAVER / STAND-UP RECLINER**

ITEM #:

SPECIFICATIONS | GRADES | LIST PRICES:

**WALLSAVER RECLINER / FULLY UPHOLSTERED**




**Overall:** 27"w 34"d 41.5"h      **Arm:** 22.5"h      **COM:** 4.75 yds.  
**Seat:** 21"w 21.5"d 18"h      **Weight:** 110 lbs.      **COL:** n/a

COM	COL	1	2	3	4	5	6	7	8	9	10	L1	L2
1855	N/A	1527	1633	1739	1845	1951	2057	2163	2270	2376	2482	N/A	N/A
<i>Tight Seat &amp; Back / Removable Upholstery / 6" Wall Proximity / 350 lb. Weight Capacity</i>													
1855-R	N/A	404	510	616	722	828	934	1040	1146	1252	1358	N/A	N/A
<i>Replacement Upholstery Covers</i>													




**BARIATRIC WALLSAVER RECLINER / FULLY UPHOLSTERED**




**Overall:** 32"w 34"d 41.5"h      **Arm:** 22.5"h      **COM:** 5.25 yds.  
**Seat:** 26"w 21.5"d 18"h      **Weight:** 120 lbs.      **COL:** n/a


COM	COL	1	2	3	4	5	6	7	8	9	10	L1	L2
1855-X	N/A	1645	1763	1881	1998	2116	2234	2352	2470	2588	2706	N/A	N/A
<i>Tight Seat &amp; Back / Removable Upholstery / 6" Wall Proximity / 500 lb. Weight Capacity</i>													
1855-XR	N/A	432	550	667	785	903	1021	1139	1257	1375	1492	N/A	N/A
<i>Replacement Upholstery Covers</i>													



Upright Position  
34"D



Extended Footrest Position  
54.5"D



Full Recline Position  
65.5"D

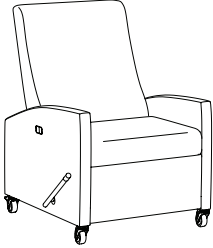

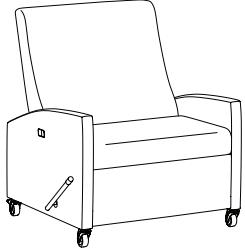

 See Replay Healthcare Motion (Page 153)  
And Revival Healthcare Motion (Page 230)  
For Additional Wallsaver Recliners.

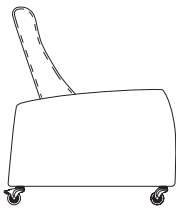
**DESCRIPTION:**

- Upholstery Frames: Steel, Plywood & Hardwood
- Seat: High Density Polyurethane Foam Over Sheet Webbing
- Back: High Density Polyurethane Foam Over Sinuous Wire Springs
- Upholstered Covers: Attached w/ Velcro / Removable For Maintenance
- Antimicrobial Moisture Barrier Fully Encapsulates All Foam Areas
- Double Needle Stitching Standard (Welting Optional - No Charge)
- Rotational & Directional Locking Casters (Rear)
- Leather Upholstery Not Available
- Lifetime Warranty

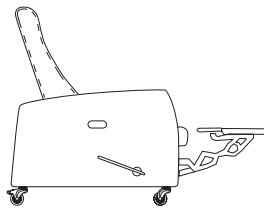
**OPTIONS:**

- Layflat Medical Recliner Options (See Pages 273-278)
- Feather Down & Polyester Pillows Available (See Page 5)

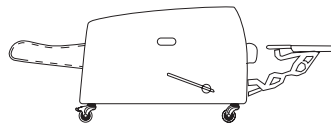
LAYFLAT MEDICAL RECLINER	ITEM #:	SPECIFICATIONS   GRADES   LIST PRICES:													
	<b>LAYFLAT / TRENDELENBURG RECLINER</b>	<b>Overall:</b> 30"w 38.5"d 45"h			<b>Arm:</b> 28"h			<b>COM:</b> 5.5 yds.							
		<b>Seat:</b> 24"w 20"d 20"h			<b>Weight:</b> 175 lbs.			<b>COL:</b> n/a							
		<b>COM</b>	<b>COL</b>	<b>1</b>	<b>2</b>	<b>3</b>	<b>4</b>	<b>5</b>	<b>6</b>	<b>7</b>	<b>8</b>	<b>9</b>	<b>10</b>	<b>L1</b>	<b>L2</b>
	<b>1857-L</b>	2599	N/A	2705	2829	2952	3076	3200	3324	3447	3571	3695	3819	N/A	N/A
		<i>Layflat / Tight Seat &amp; Back / Removable Upholstery / 500 lb. Weight Capacity</i>													
<b>1857-T</b>	2734	N/A	2832	2956	3080	3203	3327	3451	3575	3698	3822	3946	N/A	N/A	
		<i>Trendelenburg / Tight Seat &amp; Back / Removable Upholstery / 500 lb. Weight Capacity</i>													
<b>1857-R</b>	220	N/A	455	579	703	827	950	1074	1198	1321	1445	1569	N/A	N/A	
		<i>Replacement Upholstery Covers</i>													
															
	<b>BARIATRIC LAYFLAT / TRENDELENBURG RECLINER</b>	<b>Overall:</b> 35"w 38.5"d 45"h			<b>Arm:</b> 28"h			<b>COM:</b> 6 yds.							
		<b>Seat:</b> 29"w 20"d 20"h			<b>Weight:</b> 200 lbs.			<b>COL:</b> n/a							
		<b>COM</b>	<b>COL</b>	<b>1</b>	<b>2</b>	<b>3</b>	<b>4</b>	<b>5</b>	<b>6</b>	<b>7</b>	<b>8</b>	<b>9</b>	<b>10</b>	<b>L1</b>	<b>L2</b>
	<b>1857-XL</b>	2634	N/A	2762	2897	3033	3168	3304	3439	3575	3710	3846	3981	N/A	N/A
		<i>Layflat / Tight Seat &amp; Back / Removable Upholstery / 600 lb. Weight Capacity</i>													
<b>1857-XT</b>	2834	N/A	2950	3086	3221	3357	3492	3628	3763	3899	4034	4170	N/A	N/A	
		<i>Trendelenburg / Tight Seat &amp; Back / Removable Upholstery / 600 lb. Weight Capacity</i>													
<b>1857-XR</b>	225	N/A	484	619	755	890	1026	1161	1297	1432	1568	1703	N/A	N/A	
		<i>Replacement Upholstery Covers</i>													
															



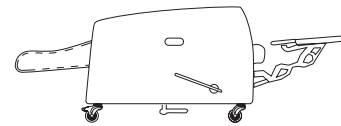
Upright Position  
38.5"D



Extended Footrest Position  
57.5"D












Layflat Position  
73.75"D



Trendelenburg Position  
74.75"D





 See Replay Healthcare Motion (Page 155)  
And Revival Healthcare Motion (Page 232)  
For Additional Layflat Medical Recliners.

ARM CAPS / TABLET ARMS	OPTION #:	SPECIFICATIONS   LIST PRICES   AVAILABILITY:
<p><b>POLYESTER ARM CAPS</b> (Open Arm Chairs)</p> 	<p><b>EPAC-1</b></p> <p><b>\$290 (Set Of 2) POLYESTER</b> (1822-H Hip Height Chair) (1825-RK Rocking Chair) (1825 High Back Patient Chair)</p> <p><i>Black Polyester Arm Cap (Additional Colors Available)</i></p>	
<p><b>SOLID WOOD / URETHANE / POLYESTER ARM CAPS</b> (Upholstered Arm Chairs)</p>   	<p><b>EWAC-1</b></p> <p><b>\$179 (Set Of 2) WOOD</b> (1845 / 1846 Sleepover Lounge) - Specify Finish (1852 Asynchronous Patient Chair) - Specify Finish (1854-G Lounge Glider / 1854-SG Lounge Swivel Glider) - Specify Finish (1855 Wallsaver Recliner / 1855-X Bariatric Wallsaver Recliner) - Specify Finish (1857-L &amp; 1857-T Medical Recliners / 1857-XL &amp; 1857-XT Bariatric Medical Recliners) - Specify Finish</p> <p><b>EUAC-1</b></p> <p><b>\$189 (Set Of 2) URETHANE</b> (1845 / 1846 Sleepover Lounge) (1852 Asynchronous Patient Chair) (1854-G Lounge Glider / 1854-SG Lounge Swivel Glider) (1855 Wallsaver Recliner / 1855-X Bariatric Wallsaver Recliner) (1857-L &amp; 1857-T Medical Recliners / 1857-XL &amp; 1857-XT Bariatric Medical Recliners)</p> <p><b>EPAC-2</b></p> <p><b>\$312 (Set Of 2) POLYESTER</b> (1845 / 1846 Sleepover Lounge) (1852 Asynchronous Patient Chair) (1854-G Lounge Glider / 1854-SG Lounge Swivel Glider) (1855 Wallsaver Recliner / 1855-X Bariatric Wallsaver Recliner) (1857-L &amp; 1857-T Medical Recliners / 1857-XL &amp; 1857-XT Bariatric Medical Recliners)</p> <p><i>Black Polyester Arm Cap (Additional Colors Available)</i></p>	
<p><b>TABLET ARMS / CUP HOLDER</b></p>  <p>Laminate Tablet Arm Shown w/ Cup Holder</p>  <p>Veneer Tablet Arm Shown w/ Cup Holder</p>  <p>Corian Tablet Arm Shown w/ Cup Holder</p>	<p><b>Overall: 14" Diameter .75"h</b></p> <p><b>TA-L</b></p> <p><b>\$352</b> <i>Tablet Arm With 360° Rotation - High Pressure Laminate. (Specify Laminate / Specify Left Or Right Facing Arm Location)</i></p> <p><b>TA-V</b></p> <p><b>\$404</b> <i>Tablet Arm With 360° Rotation - Sunburst Cherry Veneer. (Specify Finish / Specify Left Or Right Facing Arm Location)</i></p> <p><b>TA-C</b></p> <p><b>\$525</b> <i>Tablet Arm With 360° Rotation - White Corian. (Available In White Only / Specify Left Or Right Facing Arm Location)</i></p> <p><b>CH-1</b></p> <p><b>\$84</b> <i>Black Plastic Cup Holder (Only Available If Used With Tablet Arm)</i></p> <p><b>CH-2</b></p> <p><b>\$126</b> <i>Spun Aluminum Cup Holder (Only Available If Used With Tablet Arm)</i></p> <p><b>Available: Facelift 3 Evolve Healthcare Collection</b></p>	
<p><b>FOLD DOWN TABLET ARM</b></p>  	<p><b>Overall: 14" Diameter .75"h</b></p> <p><b>FDTA-L</b></p> <p><b>\$730</b> <i>Tablet Arm With 360° Rotation - High Pressure Laminate. (Specify Laminate / Specify Left Or Right Facing Arm Location)</i></p> <p><b>FDTA-V</b></p> <p><b>\$761</b> <i>Tablet Arm With 360° Rotation - Sunburst Cherry Veneer. (Specify Finish / Specify Left Or Right Facing Arm Location)</i></p> <p><b>FDTA-C</b></p> <p><b>\$903</b> <i>Tablet Arm With 360° Rotation - White Corian. (Available In White Only / Specify Left Or Right Facing Arm Location)</i></p> <p><b>Available: Facelift 3 Evolve Healthcare Collection</b></p>	



TABLET ARMS / POWER / CASTERS	OPTION #:	SPECIFICATIONS   LIST PRICES   AVAILABILITY:
<p><b>DOUBLE ARTICULATING / SWIVEL TABLET ARM</b></p>	<p><b>Overall:</b> 14" Diameter .75"h</p> <hr/> <p><b>ATA-L</b> \$693 Tablet Arm With 360° Rotation - High Pressure Laminate. (Specify Laminate / Specify Left Or Right Facing Arm Location)</p> <p><b>ATA-V</b> \$725 Tablet Arm With 360° Rotation - Sunburst Cherry Veneer. (Specify Finish / Specify Left Or Right Facing Arm Location)</p> <p><b>ATA-C</b> \$872 Tablet Arm With 360° Rotation - White Corian. (Available In White Only / Specify Left Or Right Facing Arm Location)</p> <p><b>CH-1</b> \$84 Black Plastic Cup Holder (Only Available If Used With Tablet Arm)</p> <p><b>CH-2</b> \$126 Spun Aluminum Cup Holder (Only Available If Used With Tablet Arm)</p> <p><b>Available:</b> Facelift 3 Evolve Healthcare Collection</p>	
<p><b>POWER / DATA MODULE</b></p> 	<p><b>Overall:</b> 5.25"w 1.25"d 4.25"h</p> <hr/> <p><b>PM1</b> \$683 (1-Power / 1-USB 2 Port Simplex Charger Standard) Vertical / Horizontal Mount Power Module. Price Varies By Socket. Contact Customer Service For Quote. (Additional Colors Available)</p> <p><b>Available:</b> Facelift 3 Evolve Sleepover Lounge (1844-1845 Models)</p>	
<p><b>IN-LINE CASTERS</b></p> 	<p><b>Overall:</b> 2.75" Diameter 1.75"h</p> <hr/> <p><b>ILC</b> \$47 (Set Of Two) Single Direction In-Line Caster (Non-Locking / Specify Wood Finish / Specify Location)</p> <p><b>Available:</b> Facelift 3 Evolve Sleepover Lounge (1844-1845 Models)</p>	
<p><b>LOCKING / NON-LOCKING CASTERS</b></p>  <p>Locking Casters</p> <p>Non-Locking Casters</p>	<p><b>Overall:</b> 1.875"w 2.25"d 1.5"h (Locking) / 1.875"w 1.625"d 1.5"h (Non-Locking)</p> <hr/> <p><b>LC</b> \$26 (Set Of Two) Locking Casters (Black Finish / Specify Location)</p> <p><b>NLC</b> \$21 (Set Of Two) Non-Locking Casters (Black Finish / Specify Location)</p> <p><b>Available:</b> Facelift 3 Evolve Sleepover Lounge (1844-1845 Models)</p>	



CASTERS / LEGS / ELECTRIC / FOLD DOWN ARM	OPTION #:	SPECIFICATIONS   LIST PRICES   AVAILABILITY:
<p><b>MEDICAL LOCKING / NON-LOCKING CASTERS</b></p> <div style="display: flex; justify-content: space-around; align-items: center;"> <div style="text-align: center;">  <p>Locking Casters</p> </div> <div style="text-align: center;">  <p>Non-Locking Casters</p> </div> </div>	<p><b>MLC</b></p> <p><b>MNLC</b></p>	<p><b>Overall:</b> 2.25"w 5"d 5.25"h (Locking) / 2"w 3.75"d 5.25"h (Non-Locking)</p> <hr/> <p>\$147 (Set Of Two) <i>Locking Casters - Motion &amp; Direction (Gray Finish / Specify Location)</i></p> <p>\$168 (Set Of Two) <i>Non-Locking Casters - Single Direction (Gray Finish / Specify Location)</i></p> <p><b>Available:</b> <i>Facelift 3 Evolve Medical Recliners</i></p>
<p><b>ALUMINUM TAPERED LEGS</b></p> 	<p><b>ATL</b></p>	<p><b>Overall:</b> 1.75"w 1.75"d 4.5"h</p> <hr/> <p>\$362 (Set Of 4) <i>(Brushed Finish)</i></p> <p><b>Available:</b> <i>Facelift 3 Evolve Asynchronous Patient Chair (1852 Model)</i></p>
<p><b>BRUSHED ALUMINUM ROUND LEGS</b></p> 	<p><b>ARL</b></p>	<p><b>Overall:</b> 2" Diameter 5"h</p> <hr/> <p>\$289 (Set Of 4) <i>(Brushed Aluminum Finish)</i></p> <p><b>Available:</b> <i>Facelift 3 Evolve Asynchronous Patient Chair (1852 Model)</i></p>
<p><b>ELECTRIC RECLINE / BATTERY BACKUP / HEAT / MASSAGE</b></p>	<p><b>ER-1</b></p> <p><b>ER-2</b></p> <p><b>BB</b></p> <p><b>HM</b></p> <p><b>H</b></p>	<p><b>Overall:</b> N/A</p> <hr/> <p>\$441 Electric Recline <i>Replaces Manual Mechanism On Any Wallsaver Model - Surface Mounts On Inside Arm (Specify Left Or Right Facing)</i></p> <p>\$452 Electric Recline <i>Replaces Manual Mechanism On Any Layflat Model - Surface Mounts On Inside Arm (Specify Left Or Right Facing)</i></p> <p>\$263 Battery Backup <i>Allows Any Wallsaver, Layflat, Or Standup Electric Recliner To Be Cordless - Surface Mounts On Inside Arm (Specify Left Or Right Facing)</i></p> <p>\$1323 Heat &amp; Massage <i>Add Heat &amp; Massage To Any Wallsaver, Layflat, Or Standup Electric Recliner - Surface Mounts On Inside Arm (Specify Left Or Right Facing)</i></p> <p>\$1181 Heat <i>Add Heat Only To Any Wallsaver, Layflat, Or Standup Electric Recliner - Surface Mounts On Inside Arm (Specify Left Or Right Facing)</i></p> <p><b>Available:</b> <i>Facelift Evolve Recliners</i></p>

FOLD DOWN ARM / PUSH BAR / I.V. POLE / SIDE TRAY	OPTION #:	SPECIFICATIONS   LIST PRICES   AVAILABILITY:
<p><b>FOLD DOWN ARM</b></p> 	<p><b>FDA-1</b></p>	<p><b>Overall:</b> 24"w 2.5"d 10"h</p> <hr/> <p><b>\$300 Per Arm</b> <i>Piano Hinged Fold Down Arm.</i></p> <p><b>Available:</b> <i>Facelift 3 Evolve Wallsaver Recliner (1855 - Right Facing Only) &amp; Layflat Medical Recliner (1857 - Right Facing Only)</i> <b>Note:</b> <i>If Two Fold Down Arms (Left &amp; Right) Are Requested On A Recliner, The Electric Wand Must Be Specified.</i></p>
<p><b>PUSH BAR</b></p> 	<p><b>PB</b></p>	<p><b>Overall:</b> 18.5"w 3.5"d 1"h</p> <hr/> <p><b>\$189</b> <i>(Black Finish)</i></p> <p><b>Available:</b> <i>Facelift 3 Evolve Medical Recliners</i></p>
<p><b>I.V. POLE</b></p> 	<p><b>IV</b></p>	<p><b>Overall:</b> 10"w 2.5"d 39.5" / 69.75"h</p> <hr/> <p><b>\$347</b> <i>Height Adjustable I.V. Pole (Chrome &amp; Black Finish / Specify Left Or Right Facing Location)</i></p> <p><b>Available:</b> <i>Facelift 3 Evolve Medical Recliners</i></p>
<p><b>SIDE TRAY</b></p> 	<p><b>ST-1</b> <b>ST-2</b></p>	<p><b>Overall:</b> 12.75"w 10"d 4"h (Small Side Tray) / 17"w 10"d 4"h (Large Side Tray)</p> <hr/> <p><b>\$200</b> <i>Drop-Down Side Tray (Small Side Tray)</i></p> <p><b>\$273</b> <i>Drop-Down Side Tray (Large Side Tray)</i></p> <p><b>Available:</b> <i>Facelift 3 Evolve Medical Recliners</i></p>

BAG HOLDER / BUCKLE FOOTREST / OXYGEN TANK HOLDER / BASE	OPTION #:	SPECIFICATIONS   LIST PRICES   AVAILABILITY:
<p><b>BAG HOLDER / PERSONAL RESTRAINT BUCKLE</b></p> 	<p><b>Overall:</b> 2.19"w .38"d 2.56"h</p> <hr/> <p><b>BH</b> \$53 <i>Bag Holder (Brushed Finish / Specify Left Or Right Facing Location)</i></p> <p><b>RB</b> \$95 (Set Of 2) <i>Personal Restraint Buckle (Brushed Finish)</i></p> <p><b>Available:</b> <i>Facelift 3 Evolve Medical Recliners</i> <i>Note: If A Medical Recliner With A Manual Mechanism Is Selected, The Standard Side Tray Location Will Be Front Right Facing</i></p>	
<p><b>FOOTREST</b></p> 	<p><b>Overall:</b> 16"w 8"d .1875"h</p> <hr/> <p><b>FR</b> \$247 <i>(Black Finish)</i></p> <p><b>Available:</b> <i>Facelift 3 Evolve Medical Recliners</i></p>	
<p><b>OXYGEN TANK HOLDER</b></p> 	<p><b>Overall:</b> 4.75" Diameter 9.75"h</p> <hr/> <p><b>OH</b> \$194 <i>Black Metal Oxygen Tank Holder Holds a 4.375" Diameter Oxygen Tank (Not Included) (Specify Left Or Right Facing Location)</i></p> <p><b>Available:</b> <i>Facelift 3 Evolve Medical Recliners</i></p>	
<p><b>GLIDER STEEL METAL BASE</b></p> 	<p><b>Overall:</b> 24" Diameter 4.5"h</p> <hr/> <p><b>GB</b> \$142 <i>Description. (Black Finish)</i></p> <p><b>Available:</b> <i>Facelift 3 Evolve Gliders (1854 Models)</i></p>	

COVERS / SPRINGS	OPTION #:	SPECIFICATIONS   LIST PRICES   AVAILABILITY:
<p>CONTRASTING COVERS</p> 	<p><b>Overall:</b> N/A</p> <hr/> <p><b>CC</b> \$105  <i>NOTE: If Two Or More Upholsteries Or Leathers Are Used On Any Piece Of Furniture, Then A Contrast Charge Will Apply Per Order. When Using Trinity Upholstery, The Higher Priced Upholstery Grade Will Be Used In Pricing, Unless It's Trinity Leather With Fabric Contrast Welt, Or COM With Trinity Contrast Welt, Then Contact Customer Service For Pricing.</i></p> <p><b>Available:</b> <i>Facelift 3 Evolve Healthcare Motion</i></p>	
<p>TRI-COIL SPRING SYSTEM SEAT CUSHION</p>	<p><b>Overall:</b> 23.5"w 20"d 6"h</p> <hr/> <p><b>TCS</b> Contact Customer Service  <i>Tri-Coil Spring System. (Standard Unit Widths)</i></p> <p><b>TCSB</b> Contact Customer Service  <i>Tri-Coil Spring System. (Bariatric Widths)</i></p> <p><b>Available:</b> <i>Facelift 3 Evolve Recliners</i></p>	

# FACELIFT<sup>3</sup> Evolve

---

HEALTHCARE MOTION  
Weight-Activated Medical Recliners

Effective: January 1, 2017

Modified: April 1, 2019

T R I N I T Y

<b>Date:</b>	<b>Page:</b>	<b>Modification:</b>	<b>Description:</b>
2-6-18	Pages 264-273	Correction	Changed All Pricing For Item #:1858-1860 (Grades 1-10 Replacment Covers Only)
5-1-18	All Pages	5% Price Increase	Price List Reflects 5% Increase To January 1, 2017
4-1-19	Pages 282-287	Product Discontinued	All 1859 Models (24)
4-1-19	Pages 289-290	Product Discontinued	All 1860 Trendelenburg Models (6)

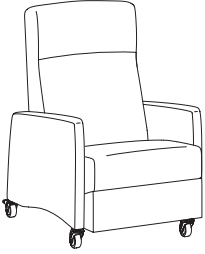

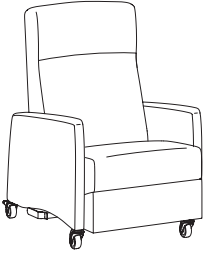
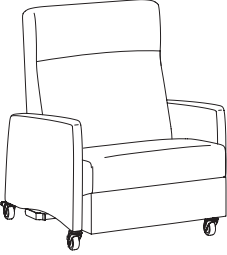
**DESCRIPTION:**

- Upholstery Frames: Plywood, Hardwood & Steel
- Seat: High Density Polyurethane Foam Over Sheet Webbing
- Back: High Density Polyurethane Foam Over Sinuous Wire Springs
- Upholstered Covers: Attached w/ Velcro / Removable For Maintenance
- Antimicrobial Moisture Barrier Fully Encapsulates All Foam Areas
- Double Needle Stitching Standard (Wetling Optional - No Charge)
- Rotational & Directional Locking Casters (Rear)
- Leather Upholstery Not Available
- Lifetime Warranty

**OPTIONS:**

Weight Activated Medical Recliner Options (See Pages 293-295)

Feather Down & Polyester Pillows Available (See Page 5)


FULLY UPHOLSTERED ARM		ITEM #:	SPECIFICATIONS   GRADES   LIST PRICES:													
	<b>THREE POSITION RECLINER / UPHOLSTERED ARM</b>		<b>Overall:</b> 28.5"w 37"d 47"h <b>Seat:</b> 23.5"w 20"d 20"h		<b>Arm:</b> 26"h <b>Weight:</b> 140 lbs.			<b>COM:</b> 5.75 yds. <b>COL:</b> n/a								
			<b>COM</b>	<b>COL</b>	<b>1</b>	<b>2</b>	<b>3</b>	<b>4</b>	<b>5</b>	<b>6</b>	<b>7</b>	<b>8</b>	<b>9</b>	<b>10</b>	<b>L1</b>	<b>L2</b>
	<b>1858</b>		1912	N/A	2067	2196	2326	2456	2585	2715	2844	2974	3104	3233	N/A	N/A
		<i>Tight Seat &amp; Back / Removable Upholstery / 350 lb. Weight Capacity</i>														
	<b>1858-R</b>	242	N/A	488	618	747	877	1007	1136	1266	1396	1525	1655	N/A	N/A	
		<i>Replacement Upholstery Covers</i>														
	<b>BARIATRIC THREE POSITION RECLINER / UPHOLSTERED ARM</b>		<b>Overall:</b> 33.5"w 37"d 47"h <b>Seat:</b> 28.5"w 20"d 20"h		<b>Arm:</b> 26"h <b>Weight:</b> 155 lbs.			<b>COM:</b> 5.75 yds. <b>COL:</b> n/a								
			<b>COM</b>	<b>COL</b>	<b>1</b>	<b>2</b>	<b>3</b>	<b>4</b>	<b>5</b>	<b>6</b>	<b>7</b>	<b>8</b>	<b>9</b>	<b>10</b>	<b>L1</b>	<b>L2</b>
	<b>1858-X</b>		1952	N/A	2104	2234	2364	2493	2623	2752	2882	3012	3141	3271	N/A	N/A
		<i>Tight Seat &amp; Back / Removable Upholstery / 500 lbs. Weight Capacity</i>														
	<b>1858-XR</b>	247	N/A	493	622	752	882	1011	1141	1271	1400	1530	1659	N/A	N/A	
		<i>Replacement Upholstery Covers</i>														
	<b>TRENDELENBURG FOUR POSITION RECLINER / UPHOLSTERED ARM</b>		<b>Overall:</b> 28.5"w 37"d 47"h <b>Seat:</b> 23.5"w 20"d 20"h		<b>Arm:</b> 26"h <b>Weight:</b> 140 lbs.			<b>COM:</b> 5.75 yds. <b>COL:</b> n/a								
			<b>COM</b>	<b>COL</b>	<b>1</b>	<b>2</b>	<b>3</b>	<b>4</b>	<b>5</b>	<b>6</b>	<b>7</b>	<b>8</b>	<b>9</b>	<b>10</b>	<b>L1</b>	<b>L2</b>
	<b>1858-T</b>		2036	N/A	2184	2314	2444	2573	2703	2833	2962	3092	3221	3351	N/A	N/A
		<i>Tight Seat &amp; Back / Removable Upholstery / 350 lb. Weight Capacity</i>														
	<b>1858-TR</b>	242	N/A	488	618	747	877	1007	1136	1266	1396	1525	1655	N/A	N/A	
		<i>Replacement Upholstery Covers</i>														
	<b>BARIATRIC TRENDELENBURG FOUR POSITION RECLINER / UPHOLSTERED ARM</b>		<b>Overall:</b> 33.5"w 37"d 47"h <b>Seat:</b> 28.5"w 20"d 20"h		<b>Arm:</b> 26"h <b>Weight:</b> 155 lbs.			<b>COM:</b> 5.75 yds. <b>COL:</b> n/a								
			<b>COM</b>	<b>COL</b>	<b>1</b>	<b>2</b>	<b>3</b>	<b>4</b>	<b>5</b>	<b>6</b>	<b>7</b>	<b>8</b>	<b>9</b>	<b>10</b>	<b>L1</b>	<b>L2</b>
	<b>1858-XT</b>		2131	N/A	2274	2404	2533	2663	2793	2922	3052	3181	3311	3441	N/A	N/A
		<i>Tight Seat &amp; Back / Removable Upholstery / 500 lbs. Weight Capacity</i>														
	<b>1858-XTR</b>	247	N/A	493	622	752	882	1011	1141	1271	1400	1530	1659	N/A	N/A	
		<i>Replacement Upholstery Covers</i>														

**DESCRIPTION:**

- Upholstery Frames: Plywood, Hardwood & Steel
- Seat: High Density Polyurethane Foam Over Sheet Webbing
- Back: High Density Polyurethane Foam Over Sinuous Wire Springs
- Upholstered Covers: Attached w/ Velcro / Removable For Maintenance
- Antimicrobial Moisture Barrier Fully Encapsulates All Foam Areas
- Double Needle Stitching Standard (Wetling Optional - No Charge)
- Rotational & Directional Locking Casters (Rear)
- Leather Upholstery Not Available
- Lifetime Warranty

**OPTIONS:**

Weight Activated Medical Recliner Options (See Pages 293-295)  
 Feather Down & Polyester Pillows Available (See Page 5)

ENCLOSED ARM	ITEM #:	SPECIFICATIONS   GRADES   LIST PRICES:													
		<b>Overall:</b> 28.5"w 37"d 47"h			<b>Arm:</b> 26"h			<b>COM:</b> 5.5 yds.							
		<b>Seat:</b> 23.5"w 20"d 20"h			<b>Weight:</b> 140 lbs.			<b>COL:</b> n/a							
		<b>COM</b>	<b>COL</b>	<b>1</b>	<b>2</b>	<b>3</b>	<b>4</b>	<b>5</b>	<b>6</b>	<b>7</b>	<b>8</b>	<b>9</b>	<b>10</b>	<b>L1</b>	<b>L2</b>
	<b>1859</b>		N/A	2309	2433	2556	2680	2804	2928	3051	3175	3299	3423	N/A	N/A
		<i>Tight Seat &amp; Back / Removable Upholstery / 350 lb. Weight Capacity</i>													
	<b>1859-R</b>	257	N/A	514	649	785	920	1056	1191	1327	1462	1598	1733	N/A	N/A
		<i>Replacement Upholstery Covers</i>													
		<b>Overall:</b> 33.5"w 37"d 47"h			<b>Arm:</b> 26"h			<b>COM:</b> 5.5 yds.							
		<b>Seat:</b> 28.5"w 20"d 20"h			<b>Weight:</b> 155 lbs.			<b>COL:</b> n/a							
		<b>COM</b>	<b>COL</b>	<b>1</b>	<b>2</b>	<b>3</b>	<b>4</b>	<b>5</b>	<b>6</b>	<b>7</b>	<b>8</b>	<b>9</b>	<b>10</b>	<b>L1</b>	<b>L2</b>
	<b>1859-X</b>	2275	N/A	2403	2527	2651	2775	2898	3022	3146	3270	3393	3517	N/A	N/A
		<i>Tight Seat &amp; Back / Removable Upholstery / 500 lb. Weight Capacity</i>													
	<b>1859-XR</b>	262	N/A	519	654	790	925	1061	1196	1332	1467	1603	1738	N/A	N/A
		<i>Replacement Upholstery Covers</i>													
		<b>Overall:</b> 28.5"w 37"d 47"h			<b>Arm:</b> 26"h			<b>COM:</b> 5.5 yds.							
		<b>Seat:</b> 23.5"w 20"d 20"h			<b>Weight:</b> 140 lbs.			<b>COL:</b> n/a							
		<b>COM</b>	<b>COL</b>	<b>1</b>	<b>2</b>	<b>3</b>	<b>4</b>	<b>5</b>	<b>6</b>	<b>7</b>	<b>8</b>	<b>9</b>	<b>10</b>	<b>L1</b>	<b>L2</b>
	<b>1859-W</b>	2235	N/A	2361	2485	2608	2732	2856	2979	3103	3227	3351	3474	N/A	N/A
		<i>Tight Seat &amp; Back / Removable Upholstery / 350 lb. Weight Capacity</i>													
	<b>1859-WR</b>	257	N/A	514	649	785	920	1056	1191	1327	1462	1598	1733	N/A	N/A
		<i>Replacement Upholstery Covers</i>													
		<b>Overall:</b> 33.5"w 37"d 47"h			<b>Arm:</b> 26"h			<b>COM:</b> 5.5 yds.							
		<b>Seat:</b> 28.5"w 20"d 20"h			<b>Weight:</b> 155 lbs.			<b>COL:</b> n/a							
		<b>COM</b>	<b>COL</b>	<b>1</b>	<b>2</b>	<b>3</b>	<b>4</b>	<b>5</b>	<b>6</b>	<b>7</b>	<b>8</b>	<b>9</b>	<b>10</b>	<b>L1</b>	<b>L2</b>
	<b>1859-XW</b>	2330	N/A	2455	2579	2703	2827	2950	3074	3198	3321	3445	3569	N/A	N/A
		<i>Tight Seat &amp; Back / Removable Upholstery / 500 lb. Weight Capacity</i>													
	<b>1859-XWR</b>	262	N/A	519	654	790	925	1061	1196	1332	1467	1603	1738	N/A	N/A
		<i>Replacement Upholstery Covers</i>													




**DESCRIPTION:**

- Upholstery Frames: Plywood, Hardwood & Steel
- Seat: High Density Polyurethane Foam Over Sheet Webbing
- Back: High Density Polyurethane Foam Over Sinuous Wire Springs
- Upholstered Covers: Attached w/ Velcro / Removable For Maintenance
- Antimicrobial Moisture Barrier Fully Encapsulates All Foam Areas
- Double Needle Stitching Standard (Wetling Optional - No Charge)
- Rotational & Directional Locking Casters (Rear)
- Leather Upholstery Not Available
- Lifetime Warranty

**OPTIONS:**

Weight Activated Medical Recliner Options (See Pages 293-295)

Feather Down & Polyester Pillows Available (See Page 5)

ENCLOSED ARM	ITEM #:	SPECIFICATIONS   GRADES   LIST PRICES:													
		<b>Overall:</b> 28.5"w 37"d 47"h		<b>Arm:</b> 26"h					<b>COM:</b> 5.5 yds.						
		<b>Seat:</b> 23.5"w 20"d 20"h		<b>Weight:</b> 140 lbs.					<b>COL:</b> n/a						
		<b>COM</b>	<b>COL</b>	<b>1</b>	<b>2</b>	<b>3</b>	<b>4</b>	<b>5</b>	<b>6</b>	<b>7</b>	<b>8</b>	<b>9</b>	<b>10</b>	<b>L1</b>	<b>L2</b>
	<b>1859-U</b>	2260	N/A	2384	2508	2632	2756	2879	3003	3127	3250	3374	3498	N/A	N/A
		<i>Tight Seat &amp; Back / Removable Upholstery / 350 lb. Weight Capacity</i>													
	<b>1859-UR</b>	257	N/A	514	649	785	920	1056	1191	1327	1462	1598	1733	N/A	N/A
		<i>Replacement Upholstery Covers</i>													
		<b>Overall:</b> 33.5"w 37"d 47"h		<b>Arm:</b> 26"h					<b>COM:</b> 5.5 yds.						
		<b>Seat:</b> 28.5"w 20"d 20"h		<b>Weight:</b> 155 lbs.					<b>COL:</b> n/a						
		<b>COM</b>	<b>COL</b>	<b>1</b>	<b>2</b>	<b>3</b>	<b>4</b>	<b>5</b>	<b>6</b>	<b>7</b>	<b>8</b>	<b>9</b>	<b>10</b>	<b>L1</b>	<b>L2</b>
	<b>1859-XU</b>	2355	N/A	2479	2603	2726	2850	2974	3098	3221	3345	3469	3592	N/A	N/A
		<i>Tight Seat &amp; Back / Removable Upholstery / 500 lb. Weight Capacity</i>													
	<b>1859-XUR</b>	262	N/A	519	654	790	925	1061	1196	1332	1467	1603	1738	N/A	N/A
		<i>Replacement Upholstery Covers</i>													
		<b>Overall:</b> 28.5"w 37"d 47"h		<b>Arm:</b> 26"h					<b>COM:</b> 5.5 yds.						
		<b>Seat:</b> 23.5"w 20"d 20"h		<b>Weight:</b> 140 lbs.					<b>COL:</b> n/a						
		<b>COM</b>	<b>COL</b>	<b>1</b>	<b>2</b>	<b>3</b>	<b>4</b>	<b>5</b>	<b>6</b>	<b>7</b>	<b>8</b>	<b>9</b>	<b>10</b>	<b>L1</b>	<b>L2</b>
	<b>1859-T</b>	2305	N/A	2427	2551	2674	2798	2922	3045	3169	3293	3417	3540	N/A	N/A
		<i>Tight Seat &amp; Back / Removable Upholstery / 350 lb. Weight Capacity</i>													
	<b>1859-TR</b>	257	N/A	514	649	785	920	1056	1191	1327	1462	1598	1733	N/A	N/A
		<i>Replacement Upholstery Covers</i>													
		<b>Overall:</b> 33.5"w 37"d 47"h		<b>Arm:</b> 26"h					<b>COM:</b> 5.5 yds.						
		<b>Seat:</b> 28.5"w 20"d 20"h		<b>Weight:</b> 155 lbs.					<b>COL:</b> n/a						
		<b>COM</b>	<b>COL</b>	<b>1</b>	<b>2</b>	<b>3</b>	<b>4</b>	<b>5</b>	<b>6</b>	<b>7</b>	<b>8</b>	<b>9</b>	<b>10</b>	<b>L1</b>	<b>L2</b>
	<b>1859-XT</b>	2400	N/A	2521	2645	2769	2892	3016	3140	3264	3387	3511	3635	N/A	N/A
		<i>Tight Seat &amp; Back / Removable Upholstery / 500 lb. Weight Capacity</i>													
	<b>1859-XTR</b>	262	N/A	519	654	790	925	1061	1196	1332	1467	1603	1738	N/A	N/A
		<i>Replacement Upholstery Covers</i>													


**DESCRIPTION:**

- Upholstery Frames: Plywood, Hardwood & Steel
- Seat: High Density Polyurethane Foam Over Sheet Webbing
- Back: High Density Polyurethane Foam Over Sinuous Wire Springs
- Upholstered Covers: Attached w/ Velcro / Removable For Maintenance
- Antimicrobial Moisture Barrier Fully Encapsulates All Foam Areas
- Double Needle Stitching Standard (Wetling Optional - No Charge)
- Rotational & Directional Locking Casters (Rear)
- Leather Upholstery Not Available
- Lifetime Warranty

**OPTIONS:**

Weight Activated Medical Recliner Options (See Pages 293-295)

Feather Down & Polyester Pillows Available (See Page 5)

ENCLOSED ARM		ITEM #:	SPECIFICATIONS   GRADES   LIST PRICES:													
		1859-TW	<b>Overall:</b> 28.5"w 37"d 47"h		<b>Arm:</b> 26"h					<b>COM:</b> 5.5 yds.						
			<b>Seat:</b> 23.5"w 20"d 20"h		<b>Weight:</b> 140 lbs.					<b>COL:</b> n/a						
			<b>COM</b>	<b>COL</b>	<b>1</b>	<b>2</b>	<b>3</b>	<b>4</b>	<b>5</b>	<b>6</b>	<b>7</b>	<b>8</b>	<b>9</b>	<b>10</b>	<b>L1</b>	<b>L2</b>
			2360	N/A	2479	2602	2726	2850	2974	3097	3221	3345	3468	3592	N/A	N/A
			<i>Tight Seat &amp; Back / Removable Upholstery / 350 lb. Weight Capacity</i>													
		1859-TWR	257	N/A	514	649	785	920	1056	1191	1327	1462	1598	1733	N/A	N/A
			<i>Replacement Upholstery Covers</i>													
		1859-XTW	<b>Overall:</b> 33.5"w 37"d 47"h		<b>Arm:</b> 26"h					<b>COM:</b> 5.5 yds.						
			<b>Seat:</b> 28.5"w 20"d 20"h		<b>Weight:</b> 155 lbs.					<b>COL:</b> n/a						
			<b>COM</b>	<b>COL</b>	<b>1</b>	<b>2</b>	<b>3</b>	<b>4</b>	<b>5</b>	<b>6</b>	<b>7</b>	<b>8</b>	<b>9</b>	<b>10</b>	<b>L1</b>	<b>L2</b>
			2454	N/A	2573	2697	2821	2944	3068	3192	3316	3439	3563	3687	N/A	N/A
			<i>Tight Seat &amp; Back / Removable Upholstery / 500 lbs. Weight Capacity</i>													
		1859-XTWR	262	N/A	519	654	790	925	1061	1196	1332	1467	1603	1738	N/A	N/A
			<i>Replacement Upholstery Covers</i>													
		1859-TU	<b>Overall:</b> 28.5"w 37"d 47"h		<b>Arm:</b> 26"h					<b>COM:</b> 5.5 yds.						
			<b>Seat:</b> 23.5"w 20"d 20"h		<b>Weight:</b> 140 lbs.					<b>COL:</b> n/a						
			<b>COM</b>	<b>COL</b>	<b>1</b>	<b>2</b>	<b>3</b>	<b>4</b>	<b>5</b>	<b>6</b>	<b>7</b>	<b>8</b>	<b>9</b>	<b>10</b>	<b>L1</b>	<b>L2</b>
			2380	N/A	2498	2621	2745	2869	2992	3116	3240	3364	3487	3611	N/A	N/A
			<i>Tight Seat &amp; Back / Removable Upholstery / 350 lb. Weight Capacity</i>													
		1859-TUR	257	N/A	514	649	785	920	1056	1191	1327	1462	1598	1733	N/A	N/A
			<i>Replacement Upholstery Covers</i>													
		1859-XTU	<b>Overall:</b> 33.5"w 37"d 47"h		<b>Arm:</b> 26"h					<b>COM:</b> 5.5 yds.						
			<b>Seat:</b> 28.5"w 20"d 20"h		<b>Weight:</b> 155 lbs.					<b>COL:</b> n/a						
			<b>COM</b>	<b>COL</b>	<b>1</b>	<b>2</b>	<b>3</b>	<b>4</b>	<b>5</b>	<b>6</b>	<b>7</b>	<b>8</b>	<b>9</b>	<b>10</b>	<b>L1</b>	<b>L2</b>
			2474	N/A	2592	2716	2839	2963	3087	3211	3334	3458	3582	3706	N/A	N/A
			<i>Tight Seat &amp; Back / Removable Upholstery / 500 lbs. Weight Capacity</i>													
		1859-XTUR	262	N/A	519	654	790	925	1061	1196	1332	1467	1603	1738	N/A	N/A
			<i>Replacement Upholstery Covers</i>													

**DESCRIPTION:**

- Upholstery Frames: Plywood, Hardwood & Steel
- Seat: High Density Polyurethane Foam Over Sheet Webbing
- Back: High Density Polyurethane Foam Over Sinuous Wire Springs
- Upholstered Covers: Attached w/ Velcro / Removable For Maintenance
- Antimicrobial Moisture Barrier Fully Encapsulates All Foam Areas
- Double Needle Stitching Standard (Wetling Optional - No Charge)
- Rotational & Directional Locking Casters (Rear)
- Leather Upholstery Not Available
- Lifetime Warranty

**OPTIONS:**

Weight Activated Medical Recliner Options (See Pages 293-295)  
 Feather Down & Polyester Pillows Available (See Page 5)

NOTCHED OPEN ARM		ITEM #:	SPECIFICATIONS   GRADES   LIST PRICES:													
	<b>THREE POSITION RECLINER / NOTCHED WOOD FRONT / UPHOLSTERED ARM CAP</b>		<b>Overall:</b> 28.5"w 37"d 47"h <b>Seat:</b> 23.5"w 20"d 20"h		<b>Arm:</b> 26"h <b>Weight:</b> 140 lbs.			<b>COM:</b> 5.5 yds. <b>COL:</b> n/a								
			<b>COM</b>	<b>COL</b>	<b>1</b>	<b>2</b>	<b>3</b>	<b>4</b>	<b>5</b>	<b>6</b>	<b>7</b>	<b>8</b>	<b>9</b>	<b>10</b>	<b>L1</b>	<b>L2</b>
	<b>1859N</b>		2220	N/A	2347	2470	2594	2718	2842	2965	3089	3213	3337	3460	N/A	N/A
		<i>Tight Seat &amp; Back / Removable Upholstery / 350 lb. Weight Capacity</i>														
	<b>1859N-R</b>	257	N/A	490	614	738	861	985	1109	1233	1356	1480	1604	N/A	N/A	
		<i>Replacement Upholstery Covers</i>														
	<b>BARIATRIC THREE POSITION RECLINER / NOTCHED WOOD FRONT / UPHOLSTERED ARM CAP</b>		<b>Overall:</b> 33.5"w 37"d 47"h <b>Seat:</b> 28.5"w 20"d 20"h		<b>Arm:</b> 26"h <b>Weight:</b> 155 lbs.			<b>COM:</b> 5.5 yds. <b>COL:</b> n/a								
			<b>COM</b>	<b>COL</b>	<b>1</b>	<b>2</b>	<b>3</b>	<b>4</b>	<b>5</b>	<b>6</b>	<b>7</b>	<b>8</b>	<b>9</b>	<b>10</b>	<b>L1</b>	<b>L2</b>
	<b>1859N-X</b>		2315	N/A	2441	2565	2689	2812	2936	3060	3184	3307	3431	3555	N/A	N/A
		<i>Tight Seat &amp; Back / Removable Upholstery / 500 lb. Weight Capacity</i>														
	<b>1859N-XR</b>	262	N/A	495	619	742	866	990	1114	1237	1361	1485	1609	N/A	N/A	
		<i>Replacement Upholstery Covers</i>														
	<b>THREE POSITION RECLINER / NOTCHED WOOD FRONT / WOOD ARM CAP</b>		<b>Overall:</b> 28.5"w 37"d 47"h <b>Seat:</b> 23.5"w 20"d 20"h		<b>Arm:</b> 26"h <b>Weight:</b> 140 lbs.			<b>COM:</b> 5.5 yds. <b>COL:</b> n/a								
			<b>COM</b>	<b>COL</b>	<b>1</b>	<b>2</b>	<b>3</b>	<b>4</b>	<b>5</b>	<b>6</b>	<b>7</b>	<b>8</b>	<b>9</b>	<b>10</b>	<b>L1</b>	<b>L2</b>
	<b>1859N-W</b>		2275	N/A	2399	2522	2646	2770	2893	3017	3141	3265	3388	3512	N/A	N/A
		<i>Tight Seat &amp; Back / Removable Upholstery / 350 lb. Weight Capacity</i>														
	<b>1859N-WR</b>	257	N/A	490	614	738	861	985	1109	1233	1356	1480	1604	N/A	N/A	
		<i>Replacement Upholstery Covers</i>														
	<b>BARIATRIC THREE POSITION RECLINER / NOTCHED WOOD FRONT / WOOD ARM CAP</b>		<b>Overall:</b> 33.5"w 37"d 47"h <b>Seat:</b> 28.5"w 20"d 20"h		<b>Arm:</b> 26"h <b>Weight:</b> 155 lbs.			<b>COM:</b> 5.5 yds. <b>COL:</b> n/a								
			<b>COM</b>	<b>COL</b>	<b>1</b>	<b>2</b>	<b>3</b>	<b>4</b>	<b>5</b>	<b>6</b>	<b>7</b>	<b>8</b>	<b>9</b>	<b>10</b>	<b>L1</b>	<b>L2</b>
	<b>1859N-XW</b>		2370	N/A	2493	2617	2740	2864	2988	3112	3235	3359	3483	3607	N/A	N/A
		<i>Tight Seat &amp; Back / Removable Upholstery / 500 lb. Weight Capacity</i>														
	<b>1859N-XWR</b>	262	N/A	495	619	742	866	990	1114	1237	1361	1485	1609	N/A	N/A	
		<i>Replacement Upholstery Covers</i>														

**DESCRIPTION:**

- Upholstery Frames: Plywood, Hardwood & Steel
- Seat: High Density Polyurethane Foam Over Sheet Webbing
- Back: High Density Polyurethane Foam Over Sinuous Wire Springs
- Upholstered Covers: Attached w/ Velcro / Removable For Maintenance
- Antimicrobial Moisture Barrier Fully Encapsulates All Foam Areas
- Double Needle Stitching Standard (Wetling Optional - No Charge)
- Rotational & Directional Locking Casters (Rear)
- Leather Upholstery Not Available
- Lifetime Warranty

**OPTIONS:**

Weight Activated Medical Recliner Options (See Pages 293-295)

Feather Down & Polyester Pillows Available (See Page 5)

NOTCHED OPEN ARM		ITEM #:	SPECIFICATIONS   GRADES   LIST PRICES:													
	<b>THREE POSITION RECLINER / NOTCHED WOOD FRONT / URETHANE ARM CAP</b>		<b>Overall:</b> 28.5"w 37"d 47"h <b>Seat:</b> 23.5"w 20"d 20"h			<b>Arm:</b> 26"h <b>Weight:</b> 140 lbs.			<b>COM:</b> 5.5 yds. <b>COL:</b> n/a							
			<b>COM</b>	<b>COL</b>	<b>1</b>	<b>2</b>	<b>3</b>	<b>4</b>	<b>5</b>	<b>6</b>	<b>7</b>	<b>8</b>	<b>9</b>	<b>10</b>	<b>L1</b>	<b>L2</b>
	<b>1859N-U</b>		2300	N/A	2422	2546	2670	2793	2917	3041	3164	3288	3412	3536	N/A	N/A
		<i>Tight Seat &amp; Back / Removable Upholstery / 350 lb. Weight Capacity</i>														
	<b>1859N-UR</b>	257	N/A	490	614	738	861	985	1109	1233	1356	1480	1604	N/A	N/A	
		<i>Replacement Upholstery Covers</i>														
	<b>BARIATRIC THREE POSITION RECLINER / NOTCHED WOOD FRONT / URETHANE ARM CAP</b>		<b>Overall:</b> 33.5"w 37"d 47"h <b>Seat:</b> 28.5"w 20"d 20"h			<b>Arm:</b> 26"h <b>Weight:</b> 155 lbs.			<b>COM:</b> 5.5 yds. <b>COL:</b> n/a							
			<b>COM</b>	<b>COL</b>	<b>1</b>	<b>2</b>	<b>3</b>	<b>4</b>	<b>5</b>	<b>6</b>	<b>7</b>	<b>8</b>	<b>9</b>	<b>10</b>	<b>L1</b>	<b>L2</b>
	<b>1859N-XU</b>		2395	N/A	2517	2640	2764	2888	3012	3135	3259	3383	3506	3630	N/A	N/A
		<i>Tight Seat &amp; Back / Removable Upholstery / 500 lb. Weight Capacity</i>														
	<b>1859N-XUR</b>	262	N/A	495	619	742	866	990	1114	1237	1361	1485	1609	N/A	N/A	
		<i>Replacement Upholstery Covers</i>														
	<b>TRENDELENBURG FOUR POSITION RECLINER / NOTCHED WOOD STUMP / UPHOLSTERED ARM CAP</b>		<b>Overall:</b> 28.5"w 37"d 47"h <b>Seat:</b> 23.5"w 20"d 20"h			<b>Arm:</b> 26"h <b>Weight:</b> 140 lbs.			<b>COM:</b> 5.5 yds. <b>COL:</b> n/a							
			<b>COM</b>	<b>COL</b>	<b>1</b>	<b>2</b>	<b>3</b>	<b>4</b>	<b>5</b>	<b>6</b>	<b>7</b>	<b>8</b>	<b>9</b>	<b>10</b>	<b>L1</b>	<b>L2</b>
	<b>1859N-T</b>		2345	N/A	2465	2588	2712	2836	2959	3083	3207	3331	3454	3578	N/A	N/A
		<i>Tight Seat &amp; Back / Removable Upholstery / 350 lb. Weight Capacity</i>														
	<b>1859N-TR</b>	257	N/A	490	614	738	861	985	1109	1233	1356	1480	1604	N/A	N/A	
		<i>Replacement Upholstery Covers</i>														
	<b>BARIATRIC TRENDELENBURG FOUR POSITION RECLINER / NOTCHED WOOD FRONT / UPHOLSTERED ARM CAP</b>		<b>Overall:</b> 33.5"w 37"d 47"h <b>Seat:</b> 28.5"w 20"d 20"h			<b>Arm:</b> 26"h <b>Weight:</b> 155 lbs.			<b>COM:</b> 5.5 yds. <b>COL:</b> n/a							
			<b>COM</b>	<b>COL</b>	<b>1</b>	<b>2</b>	<b>3</b>	<b>4</b>	<b>5</b>	<b>6</b>	<b>7</b>	<b>8</b>	<b>9</b>	<b>10</b>	<b>L1</b>	<b>L2</b>
	<b>1859N-XT</b>		2439	N/A	2559	2683	2806	2930	3054	3178	3301	3425	3549	3673	N/A	N/A
		<i>Tight Seat &amp; Back / Removable Upholstery / 500 lb. Weight Capacity</i>														
	<b>1859N-XTR</b>	262	N/A	495	619	742	866	990	1114	1237	1361	1485	1609	N/A	N/A	
		<i>Replacement Upholstery Covers</i>														

**DESCRIPTION:**

- Upholstery Frames: Plywood, Hardwood & Steel
- Seat: High Density Polyurethane Foam Over Sheet Webbing
- Back: High Density Polyurethane Foam Over Sinuous Wire Springs
- Upholstered Covers: Attached w/ Velcro / Removable For Maintenance
- Antimicrobial Moisture Barrier Fully Encapsulates All Foam Areas
- Double Needle Stitching Standard (Wetling Optional - No Charge)
- Rotational & Directional Locking Casters (Rear)
- Leather Upholstery Not Available
- Lifetime Warranty

**OPTIONS:**

Weight Activated Medical Recliner Options (See Pages 293-295)

Feather Down & Polyester Pillows Available (See Page 5)

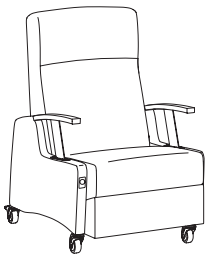
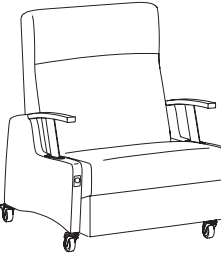
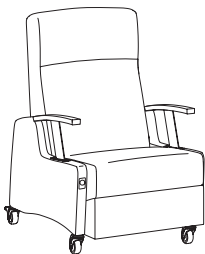
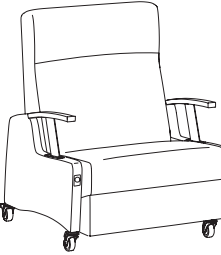
NOTCHED OPEN ARM		ITEM #:	SPECIFICATIONS   GRADES   LIST PRICES:													
		<b>TRENDELENBURG FOUR POSITION RECLINER / NOTCHED WOOD FRONT / WOOD ARM CAP</b>	<b>Overall:</b> 28.5"w 37"d 47"h <b>Seat:</b> 23.5"w 20"d 20"h			<b>Arm:</b> 26"h <b>Weight:</b> 140 lbs.			<b>COM:</b> 5.5 yds. <b>COL:</b> n/a							
			<b>COM</b>	<b>COL</b>	<b>1</b>	<b>2</b>	<b>3</b>	<b>4</b>	<b>5</b>	<b>6</b>	<b>7</b>	<b>8</b>	<b>9</b>	<b>10</b>	<b>L1</b>	<b>L2</b>
			2400	N/A	2516	2640	2764	2888	3011	3135	3259	3382	3506	3630	N/A	N/A
		<b>1859N-TW</b>	Tight Seat & Back / Removable Upholstery / 350 lb. Weight Capacity													
		<b>1859N-TWR</b>	Replacement Upholstery Covers													
			257	N/A	490	614	738	861	985	1109	1233	1356	1480	1604	N/A	N/A
		<b>BARIATRIC TRENDELENBURG FOUR POSITION RECLINER / NOTCHED WOOD FRONT / WOOD ARM CAP</b>	<b>Overall:</b> 33.5"w 37"d 47"h <b>Seat:</b> 28.5"w 20"d 20"h			<b>Arm:</b> 26"h <b>Weight:</b> 155 lbs.			<b>COM:</b> 5.5 yds. <b>COL:</b> n/a							
			<b>COM</b>	<b>COL</b>	<b>1</b>	<b>2</b>	<b>3</b>	<b>4</b>	<b>5</b>	<b>6</b>	<b>7</b>	<b>8</b>	<b>9</b>	<b>10</b>	<b>L1</b>	<b>L2</b>
			2494	N/A	2611	2735	2858	2982	3106	3230	3353	3477	3601	3724	N/A	N/A
		<b>1859N-XTW</b>	Tight Seat & Back / Removable Upholstery / 500 lbs. Weight Capacity													
		<b>1859N-XTWR</b>	Replacement Upholstery Covers													
			262	N/A	495	619	742	866	990	1114	1237	1361	1485	1609	N/A	N/A
		<b>TRENDELENBURG FOUR POSITION RECLINER / NOTCHED WOOD STUMP / URETHANE ARM CAP</b>	<b>Overall:</b> 28.5"w 37"d 47"h <b>Seat:</b> 23.5"w 20"d 20"h			<b>Arm:</b> 26"h <b>Weight:</b> 140 lbs.			<b>COM:</b> 5.5 yds. <b>COL:</b> n/a							
			<b>COM</b>	<b>COL</b>	<b>1</b>	<b>2</b>	<b>3</b>	<b>4</b>	<b>5</b>	<b>6</b>	<b>7</b>	<b>8</b>	<b>9</b>	<b>10</b>	<b>L1</b>	<b>L2</b>
			2420	N/A	2535	2659	2783	2906	3030	3154	3278	3401	3525	3649	N/A	N/A
		<b>1859N-TU</b>	Tight Seat & Back / Removable Upholstery / 350 lb. Weight Capacity													
		<b>1859N-TUR</b>	Replacement Upholstery Covers													
			257	N/A	490	614	738	861	985	1109	1233	1356	1480	1604	N/A	N/A
		<b>BARIATRIC TRENDELENBURG FOUR POSITION RECLINER / NOTCHED WOOD FRONT / URETHANE ARM CAP</b>	<b>Overall:</b> 33.5"w 37"d 47"h <b>Seat:</b> 28.5"w 20"d 20"h			<b>Arm:</b> 26"h <b>Weight:</b> 155 lbs.			<b>COM:</b> 5.5 yds. <b>COL:</b> n/a							
			<b>COM</b>	<b>COL</b>	<b>1</b>	<b>2</b>	<b>3</b>	<b>4</b>	<b>5</b>	<b>6</b>	<b>7</b>	<b>8</b>	<b>9</b>	<b>10</b>	<b>L1</b>	<b>L2</b>
			2514	N/A	2630	2753	2877	3001	3125	3248	3372	3496	3620	3743	N/A	N/A
		<b>1859N-XTU</b>	Tight Seat & Back / Removable Upholstery / 500 lbs. Weight Capacity													
		<b>1859N-XTUR</b>	Replacement Upholstery Covers													
			262	N/A	495	619	742	866	990	1114	1237	1361	1485	1609	N/A	N/A

**DESCRIPTION:**

- Upholstery Frames: Plywood, Hardwood & Steel
- Seat: High Density Polyurethane Foam Over Sheet Webbing
- Back: High Density Polyurethane Foam Over Sinuous Wire Springs
- Upholstered Covers: Attached w/ Velcro / Removable For Maintenance
- Antimicrobial Moisture Barrier Fully Encapsulates All Foam Areas
- Double Needle Stitching Standard (Wetling Optional - No Charge)
- Rotational & Directional Locking Casters (Rear)
- Leather Upholstery Not Available
- Lifetime Warranty

**OPTIONS:**

- Weight Activated Medical Recliner Options (See Pages 293-295)
- Feather Down & Polyester Pillows Available (See Page 5)

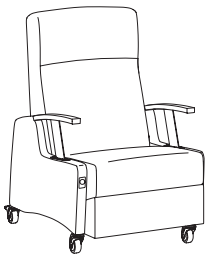
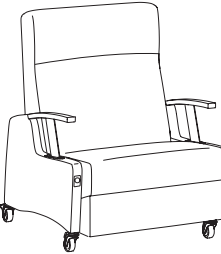
DROP-DOWN ARM		ITEM #:	SPECIFICATIONS   GRADES   LIST PRICES:													
	<b>THREE POSITION RECLINER / DROP-DOWN ARM / UPHOLSTERED TASK ARM CAP</b>		<b>Overall:</b> 28.5"w 37"d 47"h <b>Seat:</b> 23.5"w 20"d 20"h		<b>Arm:</b> 26"h <b>Weight:</b> 125 lbs.			<b>COM:</b> 5.5 yds. <b>COL:</b> n/a								
			<b>COM</b>	<b>COL</b>	<b>1</b>	<b>2</b>	<b>3</b>	<b>4</b>	<b>5</b>	<b>6</b>	<b>7</b>	<b>8</b>	<b>9</b>	<b>10</b>	<b>L1</b>	<b>L2</b>
	<b>1860-F</b>		2507	N/A	2606	2724	2842	2960	3078	3195	3313	3431	3549	3667	N/A	N/A
			<i>Tight Seat &amp; Back / Removable Upholstery / 350 lb. Weight Capacity</i>													
	<b>1860-FR</b>		233	N/A	480	609	739	869	998	1128	1257	1387	1517	1646	N/A	N/A
			<i>Replacement Upholstery Covers</i>													
	<b>BARIATRIC THREE POSITION RECLINER / DROP-DOWN ARM / UPHOLSTERED TASK ARM CAP</b>		<b>Overall:</b> 33.5"w 37"d 47"h <b>Seat:</b> 28.5"w 20"d 20"h		<b>Arm:</b> 26"h <b>Weight:</b> 140 lbs.			<b>COM:</b> 5.75 yds. <b>COL:</b> n/a								
			<b>COM</b>	<b>COL</b>	<b>1</b>	<b>2</b>	<b>3</b>	<b>4</b>	<b>5</b>	<b>6</b>	<b>7</b>	<b>8</b>	<b>9</b>	<b>10</b>	<b>L1</b>	<b>L2</b>
	<b>1860-XF</b>		2602	N/A	2701	2819	2936	3054	3172	3290	3408	3526	3643	3761	N/A	N/A
			<i>Tight Seat &amp; Back / Removable Upholstery / 500 lbs. Weight Capacity</i>													
	<b>1860-XFR</b>		238	N/A	484	614	744	873	1003	1132	1262	1392	1521	1651	N/A	N/A
			<i>Replacement Upholstery Covers</i>													
	<b>THREE POSITION RECLINER / DROP-DOWN ARM / WOOD TASK ARM CAP</b>		<b>Overall:</b> 28.5"w 37"d 47"h <b>Seat:</b> 23.5"w 20"d 20"h		<b>Arm:</b> 26"h <b>Weight:</b> 125 lbs.			<b>COM:</b> 5.5 yds. <b>COL:</b> n/a								
			<b>COM</b>	<b>COL</b>	<b>1</b>	<b>2</b>	<b>3</b>	<b>4</b>	<b>5</b>	<b>6</b>	<b>7</b>	<b>8</b>	<b>9</b>	<b>10</b>	<b>L1</b>	<b>L2</b>
	<b>1860-W</b>		2497	N/A	2620	2750	2880	3009	3139	3268	3398	3528	3657	3787	N/A	N/A
			<i>Tight Seat &amp; Back / Removable Upholstery / 350 lb. Weight Capacity</i>													
	<b>1860-WR</b>		233	N/A	480	609	739	869	998	1128	1257	1387	1517	1646	N/A	N/A
			<i>Replacement Upholstery Covers</i>													
	<b>BARIATRIC THREE POSITION RECLINER / DROP-DOWN ARM / WOOD TASK ARM CAP</b>		<b>Overall:</b> 33.5"w 37"d 47"h <b>Seat:</b> 28.5"w 20"d 20"h		<b>Arm:</b> 26"h <b>Weight:</b> 140 lbs.			<b>COM:</b> 5.75 yds. <b>COL:</b> n/a								
			<b>COM</b>	<b>COL</b>	<b>1</b>	<b>2</b>	<b>3</b>	<b>4</b>	<b>5</b>	<b>6</b>	<b>7</b>	<b>8</b>	<b>9</b>	<b>10</b>	<b>L1</b>	<b>L2</b>
	<b>1860-XW</b>		2592	N/A	2715	2844	2974	3104	3233	3363	3493	3622	3752	3881	N/A	N/A
			<i>Tight Seat &amp; Back / Removable Upholstery / 500 lbs. Weight Capacity</i>													
	<b>1860-XWR</b>		238	N/A	484	614	744	873	1003	1132	1262	1392	1521	1651	N/A	N/A
			<i>Replacement Upholstery Covers</i>													

**DESCRIPTION:**

- Upholstery Frames: Plywood, Hardwood & Steel
- Seat: High Density Polyurethane Foam Over Sheet Webbing
- Back: High Density Polyurethane Foam Over Sinuous Wire Springs
- Upholstered Covers: Attached w/ Velcro / Removable For Maintenance
- Antimicrobial Moisture Barrier Fully Encapsulates All Foam Areas
- Double Needle Stitching Standard (Wetling Optional - No Charge)
- Rotational & Directional Locking Casters (Rear)
- Leather Upholstery Not Available
- Lifetime Warranty

**OPTIONS:**

Weight Activated Medical Recliner Options (See Pages 293-295)  
 Feather Down & Polyester Pillows Available (See Page 5)

DROP-DOWN ARM		ITEM #:	SPECIFICATIONS   GRADES   LIST PRICES:												
	THREE POSITION RECLINER / DROP-DOWN ARM / URETHANE TASK ARM CAP		<b>Overall:</b> 28.5"w 37"d 47"h <b>Seat:</b> 23.5"w 20"d 20"h		<b>Arm:</b> 26"h <b>Weight:</b> 125 lbs.			<b>COM:</b> 5.5 yds. <b>COL:</b> n/a							
	1860-U	2572	N/A	2691	2821	2950	3080	3210	3339	3469	3598	3728	3858	N/A	N/A
	1860-UR	233	N/A	480	609	739	869	998	1128	1257	1387	1517	1646	N/A	N/A
			<i>Tight Seat &amp; Back / Removable Upholstery / 350 lb. Weight Capacity</i> <i>Replacement Upholstery Covers</i>												
	BARIATRIC THREE POSITION RECLINER / DROP-DOWN ARM / URETHANE TASK ARM CAP		<b>Overall:</b> 33.5"w 37"d 47"h <b>Seat:</b> 28.5"w 20"d 20"h		<b>Arm:</b> 26"h <b>Weight:</b> 140 lbs.			<b>COM:</b> 5.75 yds. <b>COL:</b> n/a							
	1860-XU	2667	N/A	2786	2915	3045	3174	3304	3434	3563	3693	3822	3952	N/A	N/A
	1860-XUR	238	N/A	484	614	744	873	1003	1132	1262	1392	1521	1651	N/A	N/A
			<i>Tight Seat &amp; Back / Removable Upholstery / 500 lb. Weight Capacity</i> <i>Replacement Upholstery Covers</i>												
	TRENDELENBURG FOUR POSITION RECLINER / DROP-DOWN ARM / UPHOLSTERED TASK ARM CAP		<b>Overall:</b> 28.5"w 37"d 47"h <b>Seat:</b> 23.5"w 20"d 20"h		<b>Arm:</b> 26"h <b>Weight:</b> 125 lbs.			<b>COM:</b> 5.5 yds. <b>COL:</b> n/a							
	1860-TF	2592	N/A	2710	2839	2969	3099	3228	3358	3488	3617	3747	3876	N/A	N/A
	1860-TFR	233	N/A	480	609	739	869	998	1128	1257	1387	1517	1646	N/A	N/A
			<i>Tight Seat &amp; Back / Removable Upholstery / 350 lb. Weight Capacity</i> <i>Replacement Upholstery Covers</i>												
	BARIATRIC TRENDELENBURG FOUR POSITION RECLINER / DROP-DOWN ARM / UPHOLSTERED TASK ARM CAP		<b>Overall:</b> 33.5"w 37"d 47"h <b>Seat:</b> 28.5"w 20"d 20"h		<b>Arm:</b> 26"h <b>Weight:</b> 140 lbs.			<b>COM:</b> 5.75 yds. <b>COL:</b> n/a							
	1860-XTF	2687	N/A	2804	2934	3064	3193	3323	3452	3582	3712	3841	3971	N/A	N/A
	1860-XTFR	238	N/A	484	614	744	873	1003	1132	1262	1392	1521	1651	N/A	N/A
			<i>Tight Seat &amp; Back / Removable Upholstery / 500 lb. Weight Capacity</i> <i>Replacement Upholstery Covers</i>												



**DESCRIPTION:**

- Upholstery Frames: Plywood, Hardwood & Steel
- Seat: High Density Polyurethane Foam Over Sheet Webbing
- Back: High Density Polyurethane Foam Over Sinuous Wire Springs
- Upholstered Covers: Attached w/ Velcro / Removable For Maintenance
- Antimicrobial Moisture Barrier Fully Encapsulates All Foam Areas
- Double Needle Stitching Standard (Wetling Optional - No Charge)
- Rotational & Directional Locking Casters (Rear)
- Leather Upholstery Not Available
- Lifetime Warranty

**OPTIONS:**


Weight Activated Medical Recliner Options (See Pages 293-295)  
 Feather Down & Polyester Pillows Available (See Page 5)

DROP-DOWN ARM		ITEM #:	SPECIFICATIONS   GRADES   LIST PRICES:												
	<b>TRENDELENBURG FOUR POSITION RECLINER / DROP-DOWN ARM / WOOD TASK ARM CAP</b>		<b>Overall:</b> 28.5"w 37"d 47"h <b>Seat:</b> 23.5"w 20"d 20"h			<b>Arm:</b> 26"h <b>Weight:</b> 125 lbs.			<b>COM:</b> 5.5 yds. <b>COL:</b> n/a						
	1860-TW	COM	COL	1	2	3	4	5	6	7	8	9	10	L1	L2
	1860-TWR	Replacement Upholstery Covers													
	<b>BARIATRIC TRENDELENBURG FOUR POSITION RECLINER / DROP-DOWN ARM / WOOD TASK ARM CAP</b>		<b>Overall:</b> 33.5"w 37"d 47"h <b>Seat:</b> 28.5"w 20"d 20"h			<b>Arm:</b> 26"h <b>Weight:</b> 140 lbs.			<b>COM:</b> 5.75 yds. <b>COL:</b> n/a						
	1860-XTW	COM	COL	1	2	3	4	5	6	7	8	9	10	L1	L2
	1860-XTWR	Replacement Upholstery Covers													
	<b>TRENDELENBURG FOUR POSITION RECLINER / DROP-DOWN ARM / URETHANE TASK ARM CAP</b>		<b>Overall:</b> 28.5"w 37"d 47"h <b>Seat:</b> 23.5"w 20"d 20"h			<b>Arm:</b> 26"h <b>Weight:</b> 125 lbs.			<b>COM:</b> 5.5 yds. <b>COL:</b> n/a						
	1860-TU	COM	COL	1	2	3	4	5	6	7	8	9	10	L1	L2
	1860-TUR	Replacement Upholstery Covers													
	<b>BARIATRIC TRENDELENBURG FOUR POSITION RECLINER / DROP-DOWN ARM / URETHANE TASK ARM CAP</b>		<b>Overall:</b> 33.5"w 37"d 47"h <b>Seat:</b> 28.5"w 20"d 20"h			<b>Arm:</b> 26"h <b>Weight:</b> 140 lbs.			<b>COM:</b> 5.75 yds. <b>COL:</b> n/a						
	1860-XTU	COM	COL	1	2	3	4	5	6	7	8	9	10	L1	L2
	1860-XTUR	Replacement Upholstery Covers													

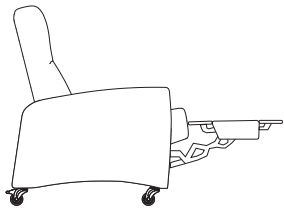


## WEIGHT-ACTIVATED MEDICAL RECLINER POSITIONS:


### Fully Upholstered Arm Recliner Positions



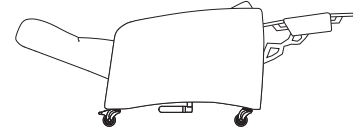
Upright Position  
28.5°D



Extended Footrest Position  
55.5°D

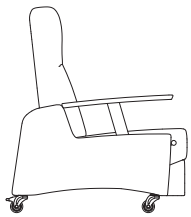


Layflat Position  
67°D

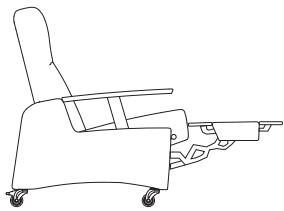


Trendelenburg Position  
69°D

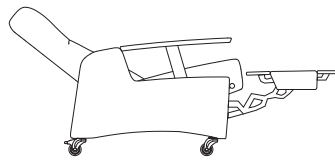
### Drop-Down Arm Recliner Positions



Upright Position  
28.5°D



Extended Footrest Position  
55.5°D



Layflat Position  
67°D

**1860 CLOSED ARM EXAMPLES:**  
 (SPECIFY LEFT OR RIGHT FACING)



**1860-AU**  
 (Closed Arm Left | Drop-Down Urethane Arm Right)  
 Left Facing Closed Arm  
 Note: Full Arm - \$200 Deduct



**1860-UA**  
 (Drop-Down Urethane Arm Left | Closed Arm Right)  
 Right Facing Closed Arm  
 Note: Full Arm - \$200 Deduct

PUSH BAR / IV / SIDE TRAY / BAG HOLDER / RESTRAINT BUCKLE	OPTION #:	SPECIFICATIONS   LIST PRICES   AVAILABILITY:
<p>PUSH BAR</p> 	<p><b>PB</b></p> <p><b>\$189</b> <i>(Black Finish)</i></p> <p><b>Available:</b> <i>Facelift 3 Evolve Weight Activated Medical Recliners</i></p>	
<p>I.V. POLE</p> 	<p><b>IV</b></p> <p><b>\$347</b> <i>Height Adjustable I.V. Pole (Chrome / Black Finish)</i></p> <p><b>Available:</b> <i>Facelift 3 Evolve Weight Activated Medical Recliners</i></p>	
<p>SIDE TRAY</p> 	<p><b>ST-1</b> <b>\$200</b> <i>Drop-Down Side Tray (Small Side Tray)</i></p> <p><b>ST-2</b> <b>\$273</b> <i>Drop-Down Side Tray (Large Side Tray)</i></p> <p><b>Available:</b> <i>Facelift 3 Evolve Weight Activated Medical Recliners</i></p>	
<p>BAG HOLDER / PERSONAL RESTRAINT BUCKLE</p> 	<p><b>BH</b> <b>\$53</b> <i>Bag Holder (Brushed Finish / Specify Left Or Right Facing Location)</i></p> <p><b>RB</b> <b>\$95 (Set Of 2)</b> <i>Personal Restraint Buckle (Brushed Finish)</i></p> <p><b>Available:</b> <i>Facelift 3 Evolve Weight Activated Medical Recliners</i></p>	

OXYGEN TANK HOLDER / ARM CAPS / CASTERS	OPTION #:	SPECIFICATIONS   LIST PRICES   AVAILABILITY:
OXYGEN TANK HOLDER		<b>Overall:</b> 4.75" Diameter 9.75"h
	<b>OH</b>	\$194 <i>Black Metal Oxygen Tank Holder Holds a 4.375" Diameter Oxygen Tank (Not Included)</i>
		<b>Available:</b> Facelift 3 Evolve Weight Activated Medical Recliners
<b>SOLID WOOD / URETHANE ARM CAPS</b>		<b>Overall:</b> 2.75"w 29"d 1.125"h
	<b>EWAC-1</b>	\$179 (Set Of 2) WOOD <i>(Specify Finish)</i>
		<b>Available:</b> 1858 Models Only
	<b>EUAC-1</b>	\$189 (Set Of 2) URETHANE <i>(Black Urethane)</i>
		<b>Available:</b> 1858 Models Only
<b>POLYESTER ARM CAPS</b>		<b>Overall:</b> 2.75"w 22.5"d 1.125"h (EPAC-1) / 2.75"w 29"d 1.125"h (EPAC-2)
	<b>EPAC-1</b>	\$290 (Set Of 2) POLYESTER <i>(1860-U / 1860-XU / 1860-TU / 1860-XTU)</i>
		<i>Black Polyester Arm Cap (Additional Colors Available)</i>
	<b>EPAC-2</b>	\$312 (Set Of 2) POLYESTER <i>(1858 / 1858-X / 1858-T / 1858-XT)                      (1859-U / 1859-XU / 1859-TU / 1859-XTU)                      (1859N-U / 1859N-XU / 1859N-TU / 1859N-XTU)</i>
		<i>Black Polyester Arm Cap (Additional Colors Available)</i>
<b>MEDICAL LOCKING / NON-LOCKING CASTERS</b>		<b>Overall:</b> 2.25"w 5"d 5.25"h (Locking) / 2"w 3.75"d 5.25"h (Non-Locking)
 <p data-bbox="105 1900 227 1921">Locking Casters</p>  <p data-bbox="324 1963 487 1984">Non-Locking Casters</p>	<b>MLC</b>	\$147 (Set Of Two) <i>Locking Casters - Motion &amp; Direction (Gray Finish / Specify Location)</i>
	<b>MNLC</b>	\$168 (Set Of Two) <i>Non-Locking Casters - Single Direction (Gray Finish / Specify Location)</i>
		<b>Available:</b> Facelift 3 Evolve Weight Activated Medical Recliners

CLOSED ARMS / COVERS / SPRINGS	OPTION #:	SPECIFICATIONS   LIST PRICES   AVAILABILITY:
<p>CLOSED ARM WITH SOLID WOOD ARM CAP</p> 	<p>CA-W</p>	<p><b>Overall:</b> 2.75"w 35"d 26.25"h</p> <hr/> <p>\$200 Deduct                      Closed Arm w/ Solid Wood Arm Cap (Specify Left Or Right Facing / Specify Wood Arm Cap Finish)</p> <p><b>Available:</b> 1860 Drop-Down Arm Models Only</p>
<p>CLOSED ARM WITH URETHANE ARM CAP</p> 	<p>CA-U</p>	<p><b>Overall:</b> 2.75"w 35"d 26.25"h</p> <hr/> <p>\$200 Deduct                      Closed Arm w/ Urethane Arm Cap (Specify Left Or Right Facing)</p> <p><b>Available:</b> 1860 Drop-Down Arm Models Only</p>
<p>CONTRASTING COVERS</p> 	<p>CC</p>	<p><b>Overall:</b> N/A</p> <hr/> <p>\$105                      NOTE: If Two Or More Upholsteries Or Leathers Are Used On Any Piece Of Furniture, Then A Contrast Charge Will Apply Per Order. When Using Trinity Upholstery, The Higher Priced Upholstery Grade Will Be Used In Pricing, Unless It's Trinity Leather With Fabric Contrast Welt, Or COM With Trinity Contrast Welt, Then Contact Customer Service For Pricing.</p> <p><b>Available:</b> Facelift 3 Evolve Weight Activated Medical Recliners</p>
<p>TRI-COIL SPRING SYSTEM SEAT CUSHION</p>	<p>TCS  TCSB</p>	<p><b>Overall:</b> 23.5"w 20"d 6"h</p> <hr/> <p>Contact Customer Service                      Tri-Coil Spring System. (Standard Unit Widths)</p> <p>Contact Customer Service                      Tri-Coil Spring System. (Bariatric Widths)</p> <p><b>Available:</b> Facelift 3 Evolve Weight Activated Medical Recliners</p>

# FACELIFT<sup>3</sup> Evolve

---

LOUNGE / TANDEM

Effective: January 1, 2017

**Modified: May 1, 2018**

T R I N I T Y

<b>Date:</b>	<b>Page:</b>	<b>Modification:</b>	<b>Description:</b>
2-6-18	Page 281-289	Correction	Changed All Pricing For Item #:1841-1874 (Grades 1-10 Replacment Covers Only)
5-1-18	All Pages	5% Price Increase	Price List Reflects 5% Increase To January 1, 2017


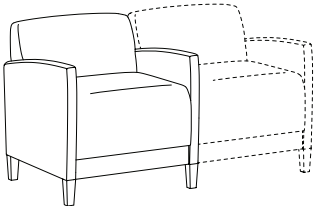


**DESCRIPTION:**

- Upholstery Frames: Steel, Plywood & Hardwood
- Seat: High Density Polyurethane Foam Over Strap Webbing
- Back: High Density Polyurethane Foam Over Sinuous Wire Springs
- Upholstered Covers: Attached w/ Velcro / Removable For Maintenance
- Exposed Wood Legs: Solid Hardwood / Removable For Maintenance
- Antimicrobial Moisture Barrier Fully Encapsulates All Foam Areas
- Leather Upholstery Not Available
- Lifetime Warranty

**OPTIONS:**

- EWAC Solid Wood Arm Caps (Set Of 2) .....\$179
  - EUAC Black Urethane Arm Caps (Set Of 2).....\$189
  - EPAC-2 Black Polyester Arm Caps (Set Of 2).....\$312
  - ATL Aluminum Tapered Legs (Set Of 4) .....\$362
  - ARL Brushed Aluminum Round Legs (Set Of 4).....\$289
  - PM1 Power/Data Module (1-Power / 1-USB 2 Port Simplex Charger) .....\$683
- Feather Down & Polyester Pillows Available (See Page 5)  
Specify Exposed Wood Finish (See Page 6)  
Tablet Arm / Cup Holder Options (See Pages 307-308)

*NOTE: All Seating Configurations Are Viewed From Left To Right Facing. Please Attach A Layout Showing Seating Configuration w/ Your Order. Assembled Units Must Be Shipped In Configurations Of 3 Or Less.*

LOUNGE / TANDEM		ITEM #:	SPECIFICATIONS   GRADES   LIST PRICES:													
		1841	<b>Overall:</b> 28"w 29"d 31.5"h			<b>Arm:</b> 24.5"h			<b>COM:</b> 4.5 yds.							
			<b>Seat:</b> 23.5"w 19"d 18.5"h			<b>Weight:</b> 85 lbs.			<b>COL:</b> n/a							
			<b>COM</b>	<b>COL</b>	<b>1</b>	<b>2</b>	<b>3</b>	<b>4</b>	<b>5</b>	<b>6</b>	<b>7</b>	<b>8</b>	<b>9</b>	<b>10</b>	<b>L1</b>	<b>L2</b>
			1210	N/A	1344	1444	1545	1645	1745	1845	1945	2045	2146	2246	N/A	N/A
			<i>Tight Seat &amp; Back / Removable Upholstery</i>													
		1841-R	167	N/A	347	441	535	630	724	818	912	1007	1101	1195	N/A	N/A
			<i>Replacement Upholstery Covers</i>													
		1841-C	<b>Overall:</b> 28"w 29"d 31.5"h			<b>Arm:</b> 24.5"h			<b>COM:</b> 4.5 yds.							
			<b>Seat:</b> 23.5"w 19"d 18.5"h			<b>Weight:</b> 85 lbs.			<b>COL:</b> n/a							
			<b>COM</b>	<b>COL</b>	<b>1</b>	<b>2</b>	<b>3</b>	<b>4</b>	<b>5</b>	<b>6</b>	<b>7</b>	<b>8</b>	<b>9</b>	<b>10</b>	<b>L1</b>	<b>L2</b>
			1210	N/A	1344	1444	1545	1645	1745	1845	1945	2045	2146	2246	N/A	N/A
			<i>Tight Seat &amp; Back / Removable Upholstery</i>													
		1841-R	167	N/A	347	441	535	630	724	818	912	1007	1101	1195	N/A	N/A
			<i>Replacement Upholstery Covers</i>													
		1841-X	<b>Overall:</b> 34"w 29"d 31.5"h			<b>Arm:</b> 24.5"h			<b>COM:</b> 5 yds.							
			<b>Seat:</b> 29.5"w 19"d 18.5"h			<b>Weight:</b> 100 lbs.			<b>COL:</b> n/a							
			<b>COM</b>	<b>COL</b>	<b>1</b>	<b>2</b>	<b>3</b>	<b>4</b>	<b>5</b>	<b>6</b>	<b>7</b>	<b>8</b>	<b>9</b>	<b>10</b>	<b>L1</b>	<b>L2</b>
			1374	N/A	1523	1635	1747	1859	1971	2083	2195	2307	2419	2531	N/A	N/A
			<i>Tight Seat &amp; Back / Removable Upholstery / 1000 lb. Weight Capacity</i>													
		1841-XR	167	N/A	347	441	535	630	724	818	912	1007	1101	1195	N/A	N/A
			<i>Replacement Upholstery Covers</i>													
		1841-XC	<b>Overall:</b> 34"w 29"d 31.5"h			<b>Arm:</b> 24.5"h			<b>COM:</b> 5 yds.							
			<b>Seat:</b> 29.5"w 19"d 18.5"h			<b>Weight:</b> 100 lbs.			<b>COL:</b> n/a							
			<b>COM</b>	<b>COL</b>	<b>1</b>	<b>2</b>	<b>3</b>	<b>4</b>	<b>5</b>	<b>6</b>	<b>7</b>	<b>8</b>	<b>9</b>	<b>10</b>	<b>L1</b>	<b>L2</b>
			1374	N/A	1523	1635	1747	1859	1971	2083	2195	2307	2419	2531	N/A	N/A
			<i>Tight Seat &amp; Back / Removable Upholstery / 1000 lb. Weight Capacity</i>													
		1841-XR	167	N/A	347	441	535	630	724	818	912	1007	1101	1195	N/A	N/A
			<i>Replacement Upholstery Covers</i>													







**DESCRIPTION:**

- Upholstery Frames: Steel, Plywood & Hardwood
- Seat: High Density Polyurethane Foam Over Strap Webbing
- Back: High Density Polyurethane Foam Over Sinuous Wire Springs
- Upholstered Covers: Attached w/ Velcro / Removable For Maintenance
- Exposed Wood Legs: Solid Hardwood / Removable For Maintenance
- Antimicrobial Moisture Barrier Fully Encapsulates All Foam Areas
- Leather Upholstery Not Available
- Lifetime Warranty

**OPTIONS:**

- EWAC Solid Wood Arm Caps (Set Of 2) .....\$179
  - EUAC Black Urethane Arm Caps (Set Of 2).....\$189
  - EPAC-2 Black Polyester Arm Caps (Set Of 2).....\$312
  - ATL Aluminum Tapered Legs (Set Of 4) .....\$362
  - ARL Brushed Aluminum Round Legs (Set Of 4).....\$289
  - PM1 Power/Data Module (1-Power / 1-USB 2 Port Simplex Charger) .....\$683
- Feather Down & Polyester Pillows Available (See Page 5)  
Specify Exposed Wood Finish (See Page 6)  
Tablet Arm / Cup Holder Options (See Pages 307-308)

*NOTE: All Seating Configurations Are Viewed From Left To Right Facing. Please Attach A Layout Showing Seating Configuration w/ Your Order. Assembled Units Must Be Shipped In Configurations Of 3 Or Less.*

LOUNGE / TANDEM		ITEM #:	SPECIFICATIONS   GRADES   LIST PRICES:													
		<b>TWO PLACE SOFA / FULLY UPHOLSTERED</b>  <b>1842</b>  <b>1842-R</b>	<b>Overall:</b> 52"w 29"d 31.5"h <b>Seat:</b> 47.5"w 19"d 18.5"h			<b>Arm:</b> 24.5"h <b>Weight:</b> 135 lbs.			<b>COM:</b> 6.75 yds. <b>COL:</b> n/a							
			<b>COM</b>	<b>COL</b>	<b>1</b>	<b>2</b>	<b>3</b>	<b>4</b>	<b>5</b>	<b>6</b>	<b>7</b>	<b>8</b>	<b>9</b>	<b>10</b>	<b>L1</b>	<b>L2</b>
			2019	N/A	2215	2368	2521	2675	2828	2981	3134	3287	3441	3594	N/A	N/A
			<i>Tight Seat &amp; Back / Removable Upholstery</i>													
			<i>Replacement Upholstery Covers</i>													
		<b>THREE PLACE SOFA / FULLY UPHOLSTERED</b>  <b>1843</b>  <b>1843-R</b>	<b>Overall:</b> 76"w 29"d 31.5"h <b>Seat:</b> 71.5"w 19"d 18.5"h			<b>Arm:</b> 24.5"h <b>Weight:</b> 180 lbs.			<b>COM:</b> 8.5 yds. <b>COL:</b> n/a							
			<b>COM</b>	<b>COL</b>	<b>1</b>	<b>2</b>	<b>3</b>	<b>4</b>	<b>5</b>	<b>6</b>	<b>7</b>	<b>8</b>	<b>9</b>	<b>10</b>	<b>L1</b>	<b>L2</b>
			2524	N/A	2775	2969	3164	3358	3553	3747	3942	4136	4330	4525	N/A	N/A
			<i>Tight Seat &amp; Back / Removable Upholstery</i>													
			<i>Replacement Upholstery Covers</i>													
		<b>FULLY UPHOLSTERED / ADD-A-SEAT</b>  <b>1844</b>  <b>1844-R</b>	<b>Overall:</b> 26"w 29"d 31.5"h <b>Seat:</b> 23.5"w 19"d 18.5"h			<b>Arm:</b> 24.5"h <b>Weight:</b> 65 lbs.			<b>COM:</b> 4.25 yds. <b>COL:</b> n/a							
			<b>COM</b>	<b>COL</b>	<b>1</b>	<b>2</b>	<b>3</b>	<b>4</b>	<b>5</b>	<b>6</b>	<b>7</b>	<b>8</b>	<b>9</b>	<b>10</b>	<b>L1</b>	<b>L2</b>
			986	N/A	1109	1198	1286	1374	1463	1551	1639	1728	1816	1905	N/A	N/A
			<i>Tight Seat &amp; Back / Removable Upholstery</i>													
			<i>Replacement Upholstery Covers</i>													
		<b>LOUNGE CHAIR / FULLY UPHOLSTERED / ADD-A-SEAT / ACCEPTS SEAT ON RIGHT</b>  <b>1844-C</b>  <b>1844-CR</b>	<b>Overall:</b> 26"w 29"d 31.5"h <b>Seat:</b> 23.5"w 19"d 18.5"h			<b>Arm:</b> 24.5"h <b>Weight:</b> 65 lbs.			<b>COM:</b> 4.25 yds. <b>COL:</b> n/a							
			<b>COM</b>	<b>COL</b>	<b>1</b>	<b>2</b>	<b>3</b>	<b>4</b>	<b>5</b>	<b>6</b>	<b>7</b>	<b>8</b>	<b>9</b>	<b>10</b>	<b>L1</b>	<b>L2</b>
			986	N/A	1109	1198	1286	1374	1463	1551	1639	1728	1816	1905	N/A	N/A
			<i>Tight Seat &amp; Back / Removable Upholstery</i>													
			<i>Replacement Upholstery Covers</i>													



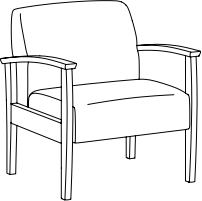
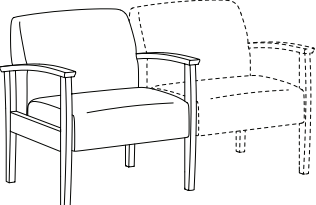

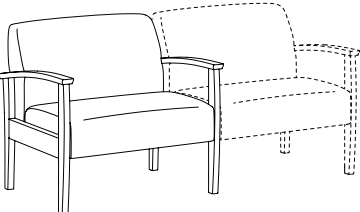
**DESCRIPTION:**

- Upholstery Frames: Steel, Plywood & Hardwood
- Seat: High Density Polyurethane Foam Over Strap Webbing
- Back: High Density Polyurethane Foam Over Sinuous Wire Springs
- Upholstered Covers: Attached w/ Velcro / Removable For Maintenance
- Exposed Wood Arms: Solid Hardwood / Removable For Maintenance
- Antimicrobial Moisture Barrier Fully Encapsulates All Foam Areas
- Leather Upholstery Not Available
- Lifetime Warranty

**OPTIONS:**

- Feather Down & Polyester Pillows Available (See Page 5)
- Specify Exposed Wood Finish (See Page 6)
- Closed Arm Panels (See Page 306)

*NOTE: All Seating Configurations Are Viewed From Left To Right Facing. Please Attach A Layout Showing Seating Configuration w/ Your Order. Assembled Units Must Be Shipped In Configurations Of 3 Or Less.*

OPEN ARM LOUNGE / TANDEM		ITEM #:	SPECIFICATIONS   GRADES   LIST PRICES:														
	LOUNGE CHAIR / OPEN WOOD ARMS		<b>Overall:</b> 28.5"w 29.5"d 32"h <b>Seat:</b> 24"w 19.5"d 18.5"h			<b>Arm:</b> 24.5"h <b>Weight:</b> 65 lbs.			<b>COM:</b> 2.5 yds. <b>COL:</b> n/a								
	1861	COM COL 1 2 3 4 5 6 7 8 9 10 L1 L2	1196	N/A	1237	1290	1343	1396	1449	1502	1555	1608	1661	1714	N/A	N/A	
	1861-R	Tight Seat & Back / Removable Upholstery															
			120	N/A	220	273	326	379	432	485	538	591	644	697	N/A	N/A	
			Replacement Upholstery Covers														
	LOUNGE CHAIR / OPEN WOOD ARMS / ACCEPTS SEAT ON RIGHT		<b>Overall:</b> 28.5"w 29.5"d 32"h <b>Seat:</b> 24"w 19.5"d 18.5"h			<b>Arm:</b> 24.5"h <b>Weight:</b> 65 lbs.			<b>COM:</b> 2.5 yds. <b>COL:</b> n/a								
	1861-C	COM COL 1 2 3 4 5 6 7 8 9 10 L1 L2	1196	N/A	1237	1290	1343	1396	1449	1502	1555	1608	1661	1714	N/A	N/A	
	1861-R	Tight Seat & Back / Removable Upholstery															
			120	N/A	220	273	326	379	432	485	538	591	644	697	N/A	N/A	
			Replacement Upholstery Covers														
	BARIATRIC LOUNGE CHAIR / OPEN WOOD ARMS		<b>Overall:</b> 34.5"w 29.5"d 32"h <b>Seat:</b> 30"w 19.5"d 18.5"h			<b>Arm:</b> 24.5"h <b>Weight:</b> 80 lbs.			<b>COM:</b> 3 yds. <b>COL:</b> n/a								
	1861-X	COM COL 1 2 3 4 5 6 7 8 9 10 L1 L2	1366	N/A	1421	1485	1550	1615	1680	1745	1810	1874	1939	2004	N/A	N/A	
	1861-XR	Tight Seat & Back / Removable Upholstery / 750 lb. Weight Capacity															
			125	N/A	248	313	377	442	507	572	637	701	766	831	N/A	N/A	
			Replacement Upholstery Covers														
	BARIATRIC LOUNGE CHAIR / OPEN WOOD ARMS / ACCEPTS SEAT ON RIGHT		<b>Overall:</b> 34.5"w 29.5"d 32"h <b>Seat:</b> 30"w 19.5"d 18.5"h			<b>Arm:</b> 24.5"h <b>Weight:</b> 80 lbs.			<b>COM:</b> 3 yds. <b>COL:</b> n/a								
	1861-XC	COM COL 1 2 3 4 5 6 7 8 9 10 L1 L2	1366	N/A	1421	1485	1550	1615	1680	1745	1810	1874	1939	2004	N/A	N/A	
	1861-XR	Tight Seat & Back / Removable Upholstery / 750 lb. Weight Capacity															
			125	N/A	248	313	377	442	507	572	637	701	766	831	N/A	N/A	
			Replacement Upholstery Covers														





**DESCRIPTION:**

- Upholstery Frames: Steel, Plywood & Hardwood
- Seat: High Density Polyurethane Foam Over Strap Webbing
- Back: High Density Polyurethane Foam Over Sinuous Wire Springs
- Upholstered Covers: Attached w/ Velcro / Removable For Maintenance
- Exposed Wood Arms: Solid Hardwood / Removable For Maintenance
- Antimicrobial Moisture Barrier Fully Encapsulates All Foam Areas
- Leather Upholstery Not Available
- Lifetime Warranty

**OPTIONS:**

- Feather Down & Polyester Pillows Available (See Page 5)
- Specify Exposed Wood Finish (See Page 6)
- Closed Arm Panels (See Page 306)

*NOTE: All Seating Configurations Are Viewed From Left To Right Facing. Please Attach A Layout Showing Seating Configuration w/ Your Order. Assembled Units Must Be Shipped In Configurations Of 3 Or Less.*

OPEN ARM LOUNGE / TANDEM		ITEM #:	SPECIFICATIONS   GRADES   LIST PRICES:													
<b>TWO PLACE SOFA / OPEN WOOD ARMS</b>			<b>Overall:</b> 52.5"w 29.5"d 32"h			<b>Arm:</b> 24.5"h			<b>COM:</b> 4.75 yds.							
			<b>Seat:</b> 48"w 19.5"d 18.5"h			<b>Weight:</b> 140 lbs.			<b>COL:</b> n/a							
			<b>COM</b>	<b>COL</b>	<b>1</b>	<b>2</b>	<b>3</b>	<b>4</b>	<b>5</b>	<b>6</b>	<b>7</b>	<b>8</b>	<b>9</b>	<b>10</b>	<b>L1</b>	<b>L2</b>
	<b>1862</b>		1841	N/A	1952	2058	2164	2270	2377	2483	2589	2695	2801	2907	N/A	N/A
			<i>Tight Seat &amp; Back / Removable Upholstery</i>													
	<b>1862-R</b>		184	N/A	386	492	598	704	810	916	1022	1128	1234	1340	N/A	N/A
			<i>Replacement Upholstery Covers</i>													
<b>THREE PLACE SOFA / OPEN WOOD ARMS</b>			<b>Overall:</b> 76.5"w 29.5"d 32"h			<b>Arm:</b> 24.5"h			<b>COM:</b> 7 yds.							
			<b>Seat:</b> 72"w 19.5"d 18.5"h			<b>Weight:</b> 180 lbs.			<b>COL:</b> n/a							
			<b>COM</b>	<b>COL</b>	<b>1</b>	<b>2</b>	<b>3</b>	<b>4</b>	<b>5</b>	<b>6</b>	<b>7</b>	<b>8</b>	<b>9</b>	<b>10</b>	<b>L1</b>	<b>L2</b>
	<b>1863</b>		2383	N/A	2571	2730	2889	3048	3207	3366	3525	3685	3844	4003	N/A	N/A
			<i>Tight Seat &amp; Back / Removable Upholstery</i>													
	<b>1863-R</b>		245	N/A	550	709	868	1027	1186	1345	1504	1663	1822	1981	N/A	N/A
			<i>Replacement Upholstery Covers</i>													
<b>ADD-A-SEAT / OPEN WOOD ARMS</b>			<b>Overall:</b> 26.5"w 29.5"d 32"h			<b>Arm:</b> 24.5"h			<b>COM:</b> 2.5 yds.							
			<b>Seat:</b> 24"w 19.5"d 18.5"h			<b>Weight:</b> 60 lbs.			<b>COL:</b> n/a							
			<b>COM</b>	<b>COL</b>	<b>1</b>	<b>2</b>	<b>3</b>	<b>4</b>	<b>5</b>	<b>6</b>	<b>7</b>	<b>8</b>	<b>9</b>	<b>10</b>	<b>L1</b>	<b>L2</b>
	<b>1864</b>		971	N/A	1024	1077	1130	1183	1236	1290	1343	1396	1449	1502	N/A	N/A
			<i>Tight Seat &amp; Back / Removable Upholstery</i>													
	<b>1864-R</b>		120	N/A	220	273	326	379	432	485	538	591	644	697	N/A	N/A
			<i>Replacement Upholstery Covers</i>													
<b>ADD-A-SEAT / OPEN WOOD ARMS / ACCEPTS SEAT ON RIGHT</b>			<b>Overall:</b> 26.5"w 29.5"d 32"h			<b>Arm:</b> 24.5"h			<b>COM:</b> 2.5 yds.							
			<b>Seat:</b> 24"w 19.5"d 18.5"h			<b>Weight:</b> 60 lbs.			<b>COL:</b> n/a							
			<b>COM</b>	<b>COL</b>	<b>1</b>	<b>2</b>	<b>3</b>	<b>4</b>	<b>5</b>	<b>6</b>	<b>7</b>	<b>8</b>	<b>9</b>	<b>10</b>	<b>L1</b>	<b>L2</b>
	<b>1864-C</b>		971	N/A	1024	1077	1130	1183	1236	1290	1343	1396	1449	1502	N/A	N/A
			<i>Tight Seat &amp; Back / Removable Upholstery</i>													
	<b>1864-R</b>		120	N/A	220	273	326	379	432	485	538	591	644	697	N/A	N/A
			<i>Replacement Upholstery Covers</i>													


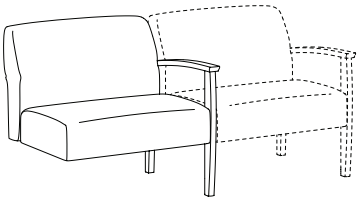
**DESCRIPTION:**

- Upholstery Frames: Steel, Plywood & Hardwood
- Seat: High Density Polyurethane Foam Over Strap Webbing
- Back: High Density Polyurethane Foam Over Sinuous Wire Springs
- Upholstered Covers: Attached w/ Velcro / Removable For Maintenance
- Exposed Wood Arms: Solid Hardwood / Removable For Maintenance
- Antimicrobial Moisture Barrier Fully Encapsulates All Foam Areas
- Leather Upholstery Not Available
- Lifetime Warranty

**OPTIONS:**

- Feather Down & Polyester Pillows Available (See Page 5)
- Specify Exposed Wood Finish (See Page 6)
- Closed Arm Panels (See Page 306)

*NOTE: All Seating Configurations Are Viewed From Left To Right Facing. Please Attach A Layout Showing Seating Configuration w/ Your Order. Assembled Units Must Be Shipped In Configurations Of 3 Or Less.*

OPEN ARM LOUNGE / TANDEM		ITEM #:	SPECIFICATIONS   GRADES   LIST PRICES:													
		<b>1864-X</b>          <b>1864-XR</b>	<b>BARIATRIC ADD-A-SEAT / OPEN WOOD ARMS</b>		<i>Overall: 32.5"w 29.5"d 32"h</i> <i>Seat: 30"w 19.5"d 18.5"h</i>			<i>Arm: 24.5"h</i> <i>Weight: 75 lbs.</i>			<i>COM: 3 yds.</i> <i>COL: n/a</i>					
			<b>COM</b>	<b>COL</b>	<b>1</b>	<b>2</b>	<b>3</b>	<b>4</b>	<b>5</b>	<b>6</b>	<b>7</b>	<b>8</b>	<b>9</b>	<b>10</b>	<b>L1</b>	<b>L2</b>
			1136	N/A	1203	1268	1333	1398	1463	1528	1592	1657	1722	1787	N/A	N/A
<i>Tight Seat &amp; Back / Removable Upholstery / 750 lb. Weight Capacity</i>																
<i>Replacement Upholstery Covers</i>																
		<b>1864-XC</b>          <b>1864-XR</b>	<b>BARIATRIC ADD-A-SEAT / OPEN WOOD ARMS / ACCEPTS SEAT ON RIGHT</b>		<i>Overall: 32.5"w 29.5"d 32"h</i> <i>Seat: 30"w 19.5"d 18.5"h</i>			<i>Arm: 24.5"h</i> <i>Weight: 75 lbs.</i>			<i>COM: 3 yds.</i> <i>COL: n/a</i>					
			<b>COM</b>	<b>COL</b>	<b>1</b>	<b>2</b>	<b>3</b>	<b>4</b>	<b>5</b>	<b>6</b>	<b>7</b>	<b>8</b>	<b>9</b>	<b>10</b>	<b>L1</b>	<b>L2</b>
			1136	N/A	1203	1268	1333	1398	1463	1528	1592	1657	1722	1787	N/A	N/A
<i>Tight Seat &amp; Back / Removable Upholstery / 750 lb. Weight Capacity</i>																
<i>Replacement Upholstery Covers</i>																

**DESCRIPTION:**

- Upholstery Frames: Steel, Plywood & Hardwood
- Seat: High Density Polyurethane Foam Over Strap Webbing
- Back: High Density Polyurethane Foam Over Sinuous Wire Springs
- Upholstered Covers: Attached w/ Velcro / Removable For Maintenance
- Exposed Wood Arms: Solid Hardwood / Removable For Maintenance
- Antimicrobial Moisture Barrier Fully Encapsulates All Foam Areas
- Leather Upholstery Not Available
- Lifetime Warranty

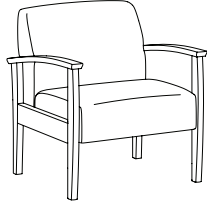
**OPTIONS:**

- EPAC-2 Black Polyester Arm Caps (Set Of 2).....\$312
- Feather Down & Polyester Pillows Available (See Page 5)
- Specify Exposed Wood Finish (See Page 6)
- Closed Arm Panels (See Page 306)

*NOTE: All Seating Configurations Are Viewed From Left To Right Facing. Please Attach A Layout Showing Seating Configuration w/ Your Order. Assembled Units Must Be Shipped In Configurations Of 3 Or Less.*

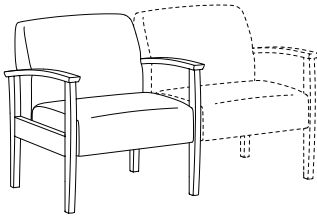
**OPEN ARM LOUNGE / TANDEM**

**LOUNGE CHAIR / OPEN URETHANE ARMS**



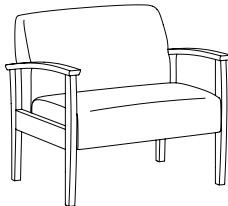
SPECIFICATIONS   GRADES   LIST PRICES:													
		Overall: 28.5"w 29.5"d 32"h		Arm: 24.5"h		COM: 2.5 yds.							
		Seat: 24"w 19.5"d 18.5"h		Weight: 65 lbs.		COL: n/a							
COM	COL	1	2	3	4	5	6	7	8	9	10	L1	L2
1871	N/A	1275	1328	1381	1434	1487	1540	1593	1646	1699	1752	N/A	N/A
<i>Tight Seat &amp; Back / Removable Upholstery</i>													
1871-R	N/A	220	273	326	379	432	485	538	591	644	697	N/A	N/A
<i>Replacement Upholstery Covers</i>													

**LOUNGE CHAIR / OPEN URETHANE ARMS / ACCEPTS SEAT ON RIGHT**



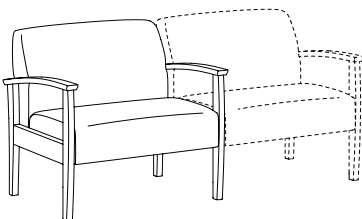
SPECIFICATIONS   GRADES   LIST PRICES:													
		Overall: 28.5"w 29.5"d 32"h		Arm: 24.5"h		COM: 2.5 yds.							
		Seat: 24"w 19.5"d 18.5"h		Weight: 65 lbs.		COL: n/a							
COM	COL	1	2	3	4	5	6	7	8	9	10	L1	L2
1871-C	N/A	1275	1328	1381	1434	1487	1540	1593	1646	1699	1752	N/A	N/A
<i>Tight Seat &amp; Back / Removable Upholstery</i>													
1871-R	N/A	220	273	326	379	432	485	538	591	644	697	N/A	N/A
<i>Replacement Upholstery Covers</i>													

**BIARTRIC LOUNGE CHAIR / OPEN URETHANE ARMS**



SPECIFICATIONS   GRADES   LIST PRICES:													
		Overall: 34.5"w 29.5"d 32"h		Arm: 24.5"h		COM: 3 yds.							
		Seat: 30"w 19.5"d 18.5"h		Weight: 80 lbs.		COL: n/a							
COM	COL	1	2	3	4	5	6	7	8	9	10	L1	L2
1871-X	N/A	1454	1518	1583	1648	1713	1778	1843	1907	1972	2037	N/A	N/A
<i>Tight Seat &amp; Back / Removable Upholstery / 750 lb. Weight Capacity</i>													
1871-XR	N/A	248	313	377	442	507	572	637	701	766	831	N/A	N/A
<i>Replacement Upholstery Covers</i>													

**BIARTRIC LOUNGE CHAIR / OPEN URETHANE ARMS / ACCEPTS SEAT ON RIGHT**



SPECIFICATIONS   GRADES   LIST PRICES:													
		Overall: 34.5"w 29.5"d 32"h		Arm: 24.5"h		COM: 3 yds.							
		Seat: 30"w 19.5"d 18.5"h		Weight: 80 lbs.		COL: n/a							
COM	COL	1	2	3	4	5	6	7	8	9	10	L1	L2
1871-XC	N/A	1454	1518	1583	1648	1713	1778	1843	1907	1972	2037	N/A	N/A
<i>Tight Seat &amp; Back / Removable Upholstery / 750 lb. Weight Capacity</i>													
1871-XR	N/A	248	313	377	442	507	572	637	701	766	831	N/A	N/A
<i>Replacement Upholstery Covers</i>													

**DESCRIPTION:**

- Upholstery Frames: Steel, Plywood & Hardwood
- Seat: High Density Polyurethane Foam Over Strap Webbing
- Back: High Density Polyurethane Foam Over Sinuous Wire Springs
- Upholstered Covers: Attached w/ Velcro / Removable For Maintenance
- Exposed Wood Arms: Solid Hardwood / Removable For Maintenance
- Antimicrobial Moisture Barrier Fully Encapsulates All Foam Areas
- Leather Upholstery Not Available
- Lifetime Warranty

**OPTIONS:**

- EPAC-2 Black Polyester Arm Caps (Set Of 2).....\$312
- Feather Down & Polyester Pillows Available (See Page 5)
- Specify Exposed Wood Finish (See Page 6)
- Closed Arm Panels (See Page 306)


*NOTE: All Seating Configurations Are Viewed From Left To Right Facing. Please Attach A Layout Showing Seating Configuration w/ Your Order. Assembled Units Must Be Shipped In Configurations Of 3 Or Less.*

**OPEN ARM LOUNGE / TANDEM**

ITEM #:

SPECIFICATIONS | GRADES | LIST PRICES:


**TWO PLACE SOFA / OPEN URETHANE ARMS**



**Overall:** 52.5"w 29.5"d 32"h      **Arm:** 24.5"h      **COM:** 4.75 yds.  
**Seat:** 48"w 19.5"d 18.5"h      **Weight:** 140 lbs.      **COL:** n/a

COM	COL	1	2	3	4	5	6	7	8	9	10	L1	L2
1872	N/A	1990	2096	2202	2308	2414	2520	2626	2732	2838	2945	N/A	N/A
<i>Tight Seat &amp; Back / Removable Upholstery</i>													
1872-R	N/A	386	492	598	704	810	916	1022	1128	1234	1340	N/A	N/A
<i>Replacement Upholstery Covers</i>													


**THREE PLACE SOFA / OPEN URETHANE ARMS**



**Overall:** 76.5"w 29.5"d 32"h      **Arm:** 24.5"h      **COM:** 7 yds.  
**Seat:** 72"w 19.5"d 18.5"h      **Weight:** 180 lbs.      **COL:** n/a

COM	COL	1	2	3	4	5	6	7	8	9	10	L1	L2
1873	N/A	2609	2768	2927	3086	3245	3404	3563	3722	3881	4040	N/A	N/A
<i>Tight Seat &amp; Back / Removable Upholstery</i>													
1873-R	N/A	550	709	868	1027	1186	1345	1504	1663	1822	1981	N/A	N/A
<i>Replacement Upholstery Covers</i>													

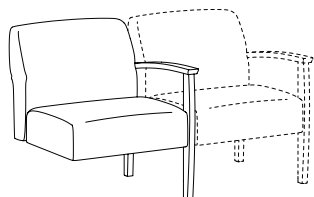
**ADD-A-SEAT / OPEN URETHANE ARMS**



**Overall:** 26.5"w 29.5"d 32"h      **Arm:** 24.5"h      **COM:** 2.5 yds.  
**Seat:** 24"w 19.5"d 18.5"h      **Weight:** 60 lbs.      **COL:** n/a

COM	COL	1	2	3	4	5	6	7	8	9	10	L1	L2
1874	N/A	1043	1096	1149	1202	1255	1308	1361	1414	1467	1520	N/A	N/A
<i>Tight Seat &amp; Back / Removable Upholstery</i>													
1874-R	N/A	220	273	326	379	432	485	538	591	644	697	N/A	N/A
<i>Replacement Upholstery Covers</i>													

**ADD-A-SEAT / OPEN URETHANE ARMS / ACCEPTS SEAT ON RIGHT**



**Overall:** 26.5"w 29.5"d 32"h      **Arm:** 24.5"h      **COM:** 2.5 yds.  
**Seat:** 24"w 19.5"d 18.5"h      **Weight:** 60 lbs.      **COL:** n/a

COM	COL	1	2	3	4	5	6	7	8	9	10	L1	L2
1874-C	N/A	1043	1096	1149	1202	1255	1308	1361	1414	1467	1520	N/A	N/A
<i>Tight Seat &amp; Back / Removable Upholstery</i>													
1874-R	N/A	220	273	326	379	432	485	538	591	644	697	N/A	N/A
<i>Replacement Upholstery Covers</i>													

**DESCRIPTION:**

- Upholstery Frames: Steel, Plywood & Hardwood
- Seat: High Density Polyurethane Foam Over Strap Webbing
- Back: High Density Polyurethane Foam Over Sinuous Wire Springs
- Upholstered Covers: Attached w/ Velcro / Removable For Maintenance
- Exposed Wood Arms: Solid Hardwood / Removable For Maintenance
- Antimicrobial Moisture Barrier Fully Encapsulates All Foam Areas
- Leather Upholstery Not Available
- Lifetime Warranty

**OPTIONS:**

- EPAC-2 Black Polyester Arm Caps (Set Of 2).....\$312
- Feather Down & Polyester Pillows Available (See Page 5)
- Specify Exposed Wood Finish (See Page 6)
- Closed Arm Panels (See Page 306)


*NOTE: All Seating Configurations Are Viewed From Left To Right Facing. Please Attach A Layout Showing Seating Configuration w/ Your Order. Assembled Units Must Be Shipped In Configurations Of 3 Or Less.*

**OPEN ARM LOUNGE / TANDEM**

ITEM #:

SPECIFICATIONS | GRADES | LIST PRICES:

**BARIATRIC ADD-A-SEAT / OPEN URETHANE ARMS**

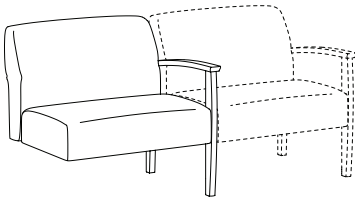


<b>Overall:</b> 32.5"w 29.5"d 32"h		<b>Arm:</b> 24.5"h		<b>COM:</b> 3 yds.									
<b>Seat:</b> 30"w 19.5"d 18.5"h		<b>Weight:</b> 75 lbs.		<b>COL:</b> n/a									
COM	COL	1	2	3	4	5	6	7	8	9	10	L1	L2
1156	N/A	1222	1287	1352	1417	1482	1546	1611	1676	1741	1806	N/A	N/A
<i>Tight Seat &amp; Back / Removable Upholstery / 750 lb. Weight Capacity</i>													
125	N/A	248	313	377	442	507	572	637	701	766	831	N/A	N/A
<i>Replacement Upholstery Covers</i>													

1874-X

1874-XR

**BARIATRIC ADD-A-SEAT / OPEN URETHANE ARMS / ACCEPTS SEAT ON RIGHT**




<b>Overall:</b> 32.5"w 29.5"d 32"h		<b>Arm:</b> 24.5"h		<b>COM:</b> 3 yds.									
<b>Seat:</b> 30"w 19.5"d 18.5"h		<b>Weight:</b> 75 lbs.		<b>COL:</b> n/a									
COM	COL	1	2	3	4	5	6	7	8	9	10	L1	L2
1156	N/A	1222	1287	1352	1417	1482	1546	1611	1676	1741	1806	N/A	N/A
<i>Tight Seat &amp; Back / Removable Upholstery / 750 lb. Weight Capacity</i>													
125	N/A	248	313	377	442	507	572	637	701	766	831	N/A	N/A
<i>Replacement Upholstery Covers</i>													

1874-XC

1874-XR

**CLOSED ARM PANELS**










<b>COM:</b> .75 yds.		<b>Weight:</b> 10 lbs.											
COM	COL	1	2	3	4	5	6	7	8	9	10	L1	L2
122	N/A	171	196	222	247	270	296	321	347	371	396	N/A	N/A
<i>Left Facing Outside Arm Panel Set</i>													
122	N/A	171	196	222	247	270	296	321	347	371	396	N/A	N/A
<i>Right Facing Outside Arm Panel Set</i>													
122	N/A	171	196	222	247	270	296	321	347	371	396	N/A	N/A
<i>Center Arm Panel Set</i>													

1861-PL

1861-PR

1861-PC



ARM CAPS / TABLETS / POWER	OPTION #:	SPECIFICATIONS   LIST PRICES   AVAILABILITY:
<p><b>SOLID WOOD ARM CAPS</b></p> 	<p><b>EWAC</b></p>	<p><b>Overall:</b> 2.75"w 29"d 1.125"h</p> <hr/> <p>\$179 (Set Of 2) <i>(Specify Finish)</i></p> <p><b>Available:</b> <i>Facelift 3 Evolve Fully Upholstered Lounge &amp; Tandem</i></p>
<p><b>URETHANE / POLYESTER ARM CAPS</b></p> 	<p><b>EUAC</b></p> <p><b>EPAC-2</b></p>	<p><b>Overall:</b> 2.75"w 29"d 1.125"h</p> <hr/> <p>\$189 (Set Of 2) URETHANE <i>(1841-1844 Black Urethane)</i></p> <p>\$312 (Set Of 2) POLYESTER <i>(1841-1844 / 1871-1874)</i></p> <p><i>Black Polyester Arm Cap (Additional Colors Available)</i></p> <p><b>Available:</b> <i>Facelift 3 Evolve Fully Upholstered Lounge &amp; Tandem</i></p>
<p><b>TABLET ARMS / CUP HOLDER</b></p>  <p>Laminate Tablet Arm Shown w/ Cup Holder</p>  <p>Veneer Tablet Arm Shown w/ Cup Holder</p>  <p>Corian Tablet Arm Shown w/ Cup Holder</p>	<p><b>TA-L</b></p> <p><b>TA-V</b></p> <p><b>TA-C</b></p> <p><b>CH-1</b></p> <p><b>CH-2</b></p>	<p><b>Overall:</b> 14" Diameter .75"h</p> <hr/> <p>\$352 <i>Tablet Arm With 360° Rotation - High Pressure Laminate. (Specify Laminate / Specify Left Or Right Facing Arm Location)</i></p> <p>\$404 <i>Tablet Arm With 360° Rotation - Sunburst Cherry Veneer. (Specify Finish / Specify Left Or Right Facing Arm Location)</i></p> <p>\$525 <i>Tablet Arm With 360° Rotation - White Corian. (Available In White Only / Specify Left Or Right Facing Arm Location)</i></p> <p>\$84 <i>Black Plastic Cup Holder (Only Available If Used With Tablet Arm)</i></p> <p>\$126 <i>Spun Aluminum Cup Holder (Only Available If Used With Tablet Arm)</i></p> <p><b>Available:</b> <i>Facelift 3 Evolve Lounge / Tandem Collection</i></p>
<p><b>FOLD DOWN TABLET ARM</b></p>  	<p><b>FDTA-L</b></p> <p><b>FDTA-V</b></p> <p><b>FDTA-C</b></p>	<p><b>Overall:</b> 14" Diameter .75"h</p> <hr/> <p>\$730 <i>Tablet Arm With 360° Rotation - High Pressure Laminate. (Specify Laminate / Specify Left Or Right Facing Arm Location)</i></p> <p>\$761 <i>Tablet Arm With 360° Rotation - Sunburst Cherry Veneer. (Specify Finish / Specify Left Or Right Facing Arm Location)</i></p> <p>\$903 <i>Tablet Arm With 360° Rotation - White Corian. (Available In White Only / Specify Left Or Right Facing Arm Location)</i></p> <p><b>Available:</b> <i>Facelift 3 Evolve Lounge / Tandem Collection</i></p>

LEGS / COVERS	OPTION #:	SPECIFICATIONS   LIST PRICES   AVAILABILITY:
<p><b>DOUBLE ARTICULATING / SWIVEL TABLET ARM</b></p>	<p><b>Overall:</b> 14" Diameter .75"h</p> <hr/> <p><b>ATA-L</b> \$693 Tablet Arm With 360° Rotation - High Pressure Laminate. (Specify Laminate / Specify Left Or Right Facing Arm Location)</p> <p><b>ATA-V</b> \$725 Tablet Arm With 360° Rotation - Sunburst Cherry Veneer. (Specify Finish / Specify Left Or Right Facing Arm Location)</p> <p><b>ATA-C</b> \$872 Tablet Arm With 360° Rotation - White Corian. (Available In White Only / Specify Left Or Right Facing Arm Location)</p> <p><b>CH-1</b> \$84 Black Plastic Cup Holder (Only Available If Used With Tablet Arm)</p> <p><b>CH-2</b> \$126 Spun Aluminum Cup Holder (Only Available If Used With Tablet Arm)</p> <p><b>Available:</b> Facelift 3 Evolve Lounge / Tandem Collection</p>	
<p><b>POWER / DATA MODULE</b></p> 	<p><b>Overall:</b> 5.25"w 1.25"d 4.25"h</p> <hr/> <p><b>PM1</b> \$683 (1-Power / 1-USB 2 Port Simplex Charger Standard) Vertical / Horizontal Mount Power Module. Price Varies By Socket. Contact Customer Service For Quote. (Additional Colors Available)</p> <p><b>Available:</b> Facelift 3 Evolve Fully Upholstered Lounge</p>	
<p><b>ALUMINUM TAPERED LEGS</b></p> 	<p><b>Overall:</b> 1.75"w 1.75"d 4.5"h</p> <hr/> <p><b>ATL</b> \$362 (Set Of 4) (Brushed Finish)</p> <p><b>Available:</b> Facelift 3 Evolve Lounge &amp; Tandem</p>	
<p><b>BRUSHED ALUMINUM ROUND LEGS</b></p> 	<p><b>Overall:</b> 2" Diameter 5"h</p> <hr/> <p><b>ARL</b> \$289 (Set Of 4) (Brushed Aluminum Finish)</p> <p><b>Available:</b> Facelift 3 Evolve Lounge &amp; Tandem</p>	

LEGS / COVERS	OPTION #:	SPECIFICATIONS   LIST PRICES   AVAILABILITY:
<p>CONTRASTING COVERS</p> 	<p><b>CC</b></p>	<p><i>Overall: N/A</i></p> <p><b>\$105</b>  <i>NOTE: If Two Or More Upholsteries Or Leathers Are Used On Any Piece Of Furniture, Then A Contrast Charge Will Apply Per Order. When Using Trinity Upholstery, The Higher Priced Upholstery Grade Will Be Used In Pricing, Unless It's Trinity Leather With Fabric Contrast Welt, Or COM With Trinity Contrast Welt, Then Contact Customer Service For Pricing.</i></p> <p><b>Available: Facelift 3 Evolve Lounge &amp; Tandem</b></p>

# T R I N I T Y

*Established 1984*



T R I N I T Y

---

P.O. Box 150  
Trinity, NC 27370  
T 336.472.6660 F 336.475.0037 TF 855.311.6660  
sales@trinityfurniture.com www.trinityfurniture.com