

FACELIFT³ COLLECTION

LOUNGE / GUEST / TANDEM / TABLES



1820
Wood arm chair
W 23 D 25 H 34
AH 25 SH 19



1825
Wood arm
High back patient chair
W 23 D 30 H 45
AH 25 SH 19



All FACELIFT items are engineered to be completely refurbished on-site, without special tools, and are fully backed by a Lifetime Warranty.

Models include exposed wood and urethane arm chairs, two place sofas, tandem seating and gliders.

A wide selection of tables complement the Collection.

T R I N I T Y



Tandem grouping
1820-C / 1821-T / 18RC45-L / 1830-LT



Tandem grouping
18E2320-L / 1820-TC / 1821-C / 1821



Tandem grouping
1820-T / 18C2020-L / 1820-TC / 1821

The FACELIFT³ guest seating system is the right solution for high traffic public seating needs.

Models

*Individual chairs and two place sofas
Bariatric models rated to 500 lbs.*

*Ganged seating configurations
two and three place ganged units
may be shipped assembled*

Attached and free standing tables

Arm styles

*Exposed wood
open or closed*

*Molded urethane over steel frame
open or closed*

Features

*Components are 100% renewable
for simple complete maintenance
on-site*

Velcro attached upholstery

*Antimicrobial moisture barrier
encases all cushioning*

*Tandem seating configurations are
easily assembled on-site*

Lifetime warranty / Made in the USA



1820
Wood arm chair
W 23 D 25 H 34
AH 25 SH 19

All frame components are easily renewable using only a phillips screwdriver, and are assembled with metal-to-metal fasteners for unlimited service.

All exposed wood surfaces are protected with Trinity's Safe-T-Guard antimicrobial wood finish, and proven to be highly resistant to cleaning solutions and abrasion.

Our FACELIFT Collection is engineered with total flexibility in mind and allows for modifications in design or dimension to suit your specific needs. Please contact us with your custom requests.



1830
Bariatric chair
W 33 D 25 H 34
AH 25 SH 19



1850
Urethane arm
Two place sofa
W 51 D 25 H 34
AH 25 SH 19



Ottomans are designed to be stowed under the chair when not in use. Lightweight, yet sturdy, it can easily be accessed when needed.

1820
Wood arm chair with
optional closed arm panel
W 23 D 25 H 34
AH 25 SH 19

1835
Foot stool
W 18 D 15 H 12



Optional bolster may be easily adjusted vertically from headrest to lumbar

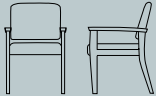
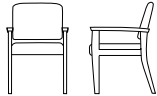



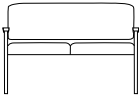
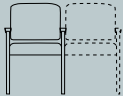
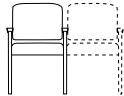
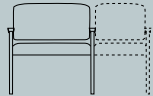
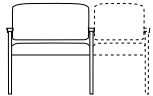
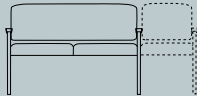
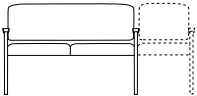
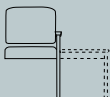
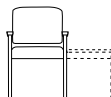
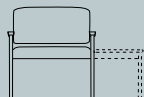
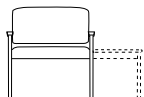
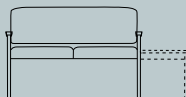
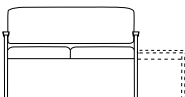
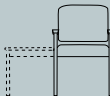
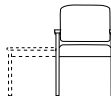
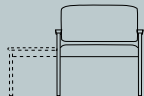
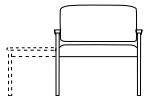
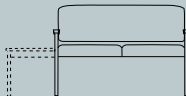
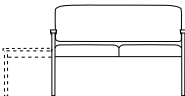
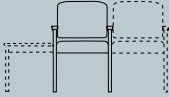
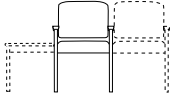

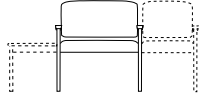

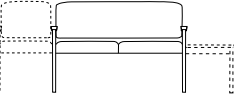
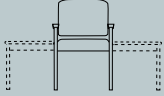
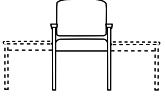
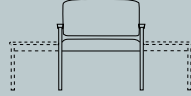
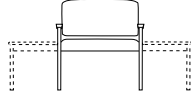






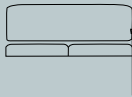
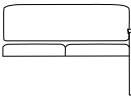
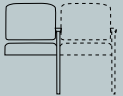
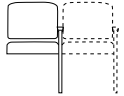
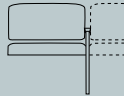
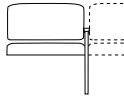
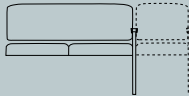
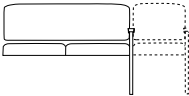
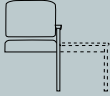
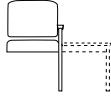
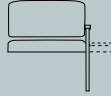
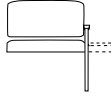
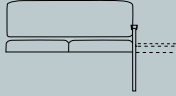
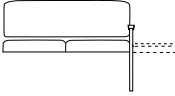

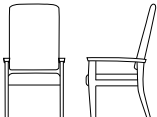



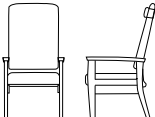




1834
Foot stool
W 18 D 15 H 12

1824
Wood arm
High back patient chair
W 23 D 30 H 45
AH 25 SH 19



1829
Urethane arm
High back glider chair
W 23 D 30 H 45
AH 25 SH 19

	Wood arm	Urethane arm	Wood arm	Urethane arm	Wood arm	Urethane arm
Seating unit	 1820	 1822	 1830 Bariatric	 1832 Bariatric	 1848	 1850
Accepts Seat on right	 1820-C	 1822-C	 1830-C Bariatric	 1832-C Bariatric	 1848-C	 1850-C
Accepts Table on right	 1820-T	 1822-T	 1830-T Bariatric	 1832-T Bariatric	 1848-T	 1850-T
Accepts Table on left	 1820-LT	 1822-LT	 1830-LT Bariatric	 1832-LT Bariatric	 1848-LT	 1850-LT
Accepts Table on left and chair on right	 1820-TC	 1822-TC	 1830-TC Bariatric	 1832-TC Bariatric	 1848-TC	 1850-TC
Accepts Table on left and right	 1820-TT	 1822-TT	 1830-TT Bariatric	 1832-TT Bariatric	 1848-TT	 1850-TT
Add-a-seat	 1821	 1823	 1831 Bariatric	 1833 Bariatric	 1849	 1851
Add-a-seat / Accepts seat on right	 1821-C	 1823-C	 1831-C Bariatric	 1833-C Bariatric	 1849-C	 1851-C
Add-a-seat / Accepts table on right	 1821-T	 1823-T	 1831-T Bariatric	 1833-T Bariatric	 1849-T	 1851-T
Patient seating and Gliders	 1824 HB Patient	 1825 HB Patient	 1826 Glider	 1827 Glider	 1828 HB Glider	 1829 HB Glider
Foot Stool	 1834 Sloped	 1835 Flat				



1834D16-V
Round coffee table
veneer top
Dia. 34 H 16



184220-L
Coffee table
lamine top
W 42 D 20 H 18




1826D22-V
Round coffee table
wood veneer top
Dia. 26 H 22

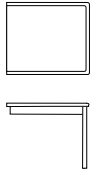


182424-L
Corner table
lamine top
W 24 D 24 H 23
Also available:
182226-L
End table
W 22 D 26 H 23

Tables / Tandem



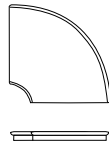
18C2020
W 20 D 20 H 18



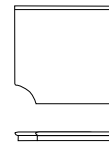
18E2320
W 23 D 20 H 18



18RC45
W 21 D 20 H 18

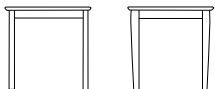


18RC90
W 26 D 26 H 18

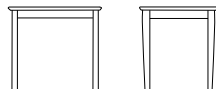


18SC2626
W 26 D 26 H 18

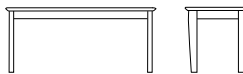
Tables / Free standing



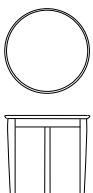
182424
W 24 D 24 H 23



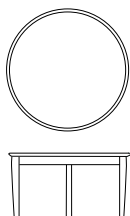
182226
W 22 D 26 H 23



184220
W 42 D 20 H 18



1826D22
W 26 D 26 H 22



1834D16
W 34 D 34 H 16



the BIFMA sustainability standard

TRINITY

FURNITURE INCORPORATED

PO BOX 150

TRINITY, NC 27370

PHONE 336-472-6660

FACSIMILE 336-475-0037

TOLL FREE 855-311-6660

E-MAIL sales@trinityfurniture.com

INTERNET www.trinityfurniture.com