

Transitional

COLLECTION

GUEST / EXECUTIVE / LOUNGE / BENCHES / TABLES



600-4 Judges Executive
Exposed wood arm
Knee tilt swivel with forward tilt
Pneumatic seat Adjustment
W27" D29" H47"-50"
AH25-28" SH18"-21"

T R I N I T Y



610-4 Medium Back
Exposed wood arm
Knee tilt swivel with forward tilt
Pneumatic seat Adjustment
W26" D27" H44"-47" "
AH25-28" SH18"-21"



611-4 Medium Back
Fully upholstered arms
Knee tilt swivel with forward tilt
Pneumatic seat Adjustment
W26" D27" H44"-47"
AH25-28" SH18"-21"



620-2
Exposed wood closed arm
Pneumatic seat Adjustment
W25" D27" H37"-40"
AH25-28" SH18"-21"

622-2 Exposed wood open arm
Pneumatic seat Adjustment
W25" D27" H37"-40"
AH25-28" SH18"-21"



620-5 Jury chair
Exposed wood open arm
Self Centering
W25" D27" H37"-40"
AH25-28" SH18"-21"

630-3 High Back Managerial Chair with arms
 Tilt swivel with forward tilt and infinite lock
 Horiz. and vert. adj. upholstered wood arms
 Height adj. articulating back
 Pneumatic seat height adj.
 W26" D23" H37"-42"
 AH25"-33" SH18"-23"

640-2 Low Back Task Chair with Arms
 Asynchronous seat and back tilt with infinite lock
 Horiz. and vert. adj. upholstered wood arms
 Height adj. articulating back
 Pneumatic seat height adj.
 W26" D23" H34"-39"
 AH25"-33" SH18"-23"



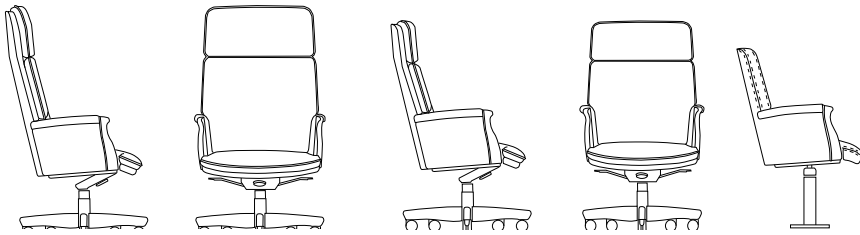
650-1 Low Back task Chair
 Tilt swivel with at rest lock
 Height adj. articulating back
 Pneumatic seat height adj.
 W26" D23" H34"-39"
 AH25"-33" SH18"-23"



Transitional task seating offers an array of design comfort features including fully adjustable arms, backs and seats. Just the right seating solution can be created for any office environment



Exposed Wood Arm




600

610

620

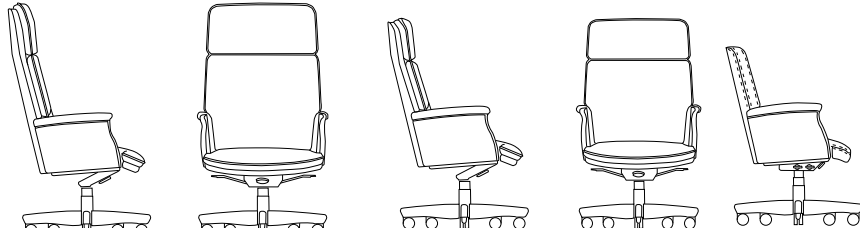
Open Arm



612

622

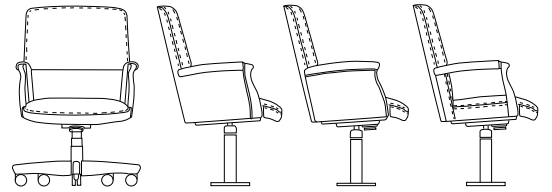
Fully Upholstered Arm



601

611

Jury Seating



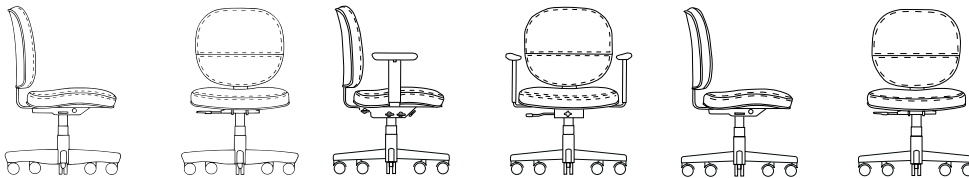
621

620-5

621-5

622-5

Task Seating

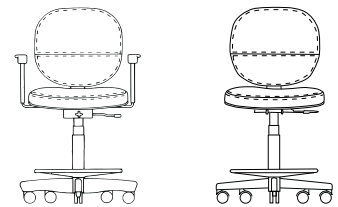


630

640

650

Teller Stool



640-6

650-6

The Transitional Collection offers a full compliment of furniture including:

- Executive, task, guest, lounge, benches, and tables. The collections many options include:

Tilt mechanisms which include:

- Conference tilt swivel • ergonomic tilt swivel with forward tilt and infinite lock.
- Executive knee tilt swivel with forward tilt and lock.
- Jury knee tilt swivel with forward tilt 360° Swivel
- Teller tilt swivel • ergonomic tilt swivel with forward tilt and infinite lock.

A selection of wood capped and resin 5 arm bases. Textiles and leathers plus approved textile jobber selection and COMI. Custom wood finishes and a selection of standard Trinity wood finishes.

TRINITY

FURNITURE INCORPORATED

PO BOX 150

TRINITY, NC 27370

PHONE 336-472-6660

FACSIMILE 336-475-0037

TOLL FREE 855-311-6660

E-MAIL sales@trinityfurniture.com

INTERNET www.trinityfurniture.com