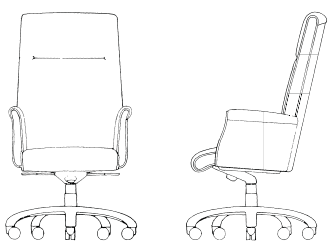
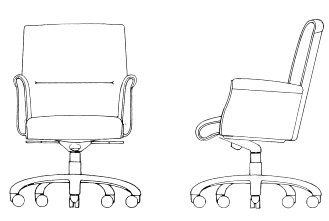
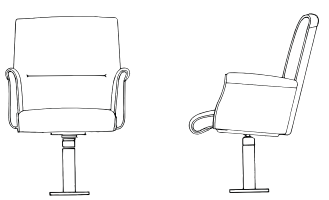


Langton

WIDTH	DEPTH	HEIGHT	SEAT HEIGHT	ARM HEIGHT	ITEM NUMBER	COM	COL	FABRIC 1	FABRIC 2	FABRIC 3	FABRIC 4	FABRIC 5	FABRIC 6	LEATHER 1	LEATHER 2	COM YDS.	COL SQ. FT.	WEIGHT
26	31	47-45	18-21	26-29		HIGH BACK CHAIR / FULLY UPHOLSTERED ARM										3 1/2	63	80
		811-1	1057	1163	1160	1205	1249	1293	1352	1411	1844	2109	TILT SWIVEL / MECHANICAL SEAT HEIGHT ADJ.					
		811-2	1062	1168	1165	1209	1253	1297	1356	1415	1849	2114	TILT SWIVEL / PNEUMATIC SEAT HEIGHT ADJ.					
		811-3	1085	1193	1188	1232	1276	1320	1379	1438	1872	2137	TILT SWIVEL WITH INFINITE LOCK / PNEUMATIC SEAT HEIGHT ADJ.					
		811-4	1143	1258	1246	1291	1335	1379	1438	1497	1930	2196	KNEE TILT SWIVEL WITH INFINITE LOCK / PNEUMATIC SEAT HEIGHT ADJ.					

26	31	38-41	18-21	26-29		LOW BACK CHAIR / FULLY UPHOLSTERED ARM										3 1/4	59	70
		821-1	994	1094	1089	1130	1171	1212	1266	1320	1717	1962	TILT SWIVEL / MECHANICAL SEAT HEIGHT ADJ.					
		821-2	999	1099	1094	1135	1176	1216	1271	1325	1722	1966	TILT SWIVEL / PNEUMATIC SEAT HEIGHT ADJ.					
		821-3	1017	1119	1112	1153	1194	1234	1289	1343	1740	1985	TILT SWIVEL WITH INFINITE LOCK / PNEUMATIC SEAT HEIGHT ADJ.					
		821-4	1080	1188	1176	1216	1257	1298	1352	1407	1803	2048	KNEE TILT SWIVEL WITH INFINITE LOCK / PNEUMATIC SEAT HEIGHT ADJ.					

26	31	38	18	26		LOW BACK JURY CHAIR / FULLY UPHOLSTERED ARM										3 1/4	59	70
		821-5	1121	1233	1216	1257	1298	1339	1393	1447	1844	2089	TILT SWIVEL / MECHANICAL SEAT HEIGHT ADJ. / JURY BASE					

SPECIFICATIONS

UPHOLSTERY FRAMES ARE PLYWOOD AND HARDWOOD. SEAT IS HIGH DENSITY POLYURETHANE FOAM OVER SHEET WEBBING. BACK IS HIGH DENSITY POLYURETHANE FOAM OVER POLYPROPYLENE WEBBING. ARMS ARE HIGH DENSITY POLYURETHANE OVER PLYWOOD AND HARDWOOD.

OPTIONS

1. BLACK ARCHED RESIN BASE IS STANDARD. SEE PAGE 6 FOR BASE AND CASTER OPTIONS.