



1511 Wallsaver Recliner
W 31" D 33" H 41" SH 18" AH 24"



Upright Position



Extended Footrest Position



Full Recline Position

Wallsaver Recliner


With healthcare environments shrinking, the ability to place our recliner in very close proximity to the wall can save valuable floor space. The robust recline release lever is conveniently located on the inside of the arm to relieve issues of breakage and snagging tubes and cables. Where increased patient comfort may require a breathable fabric selection, the seat and back can be easily married to coordinating vinyl on the arms and headrest.

PRODUCT STYLES:

Patient Chair / Asynchronous Tilting Seat & Back

Ottoman On Casters

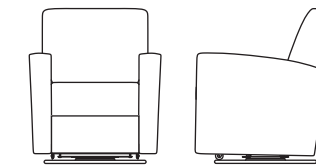
Lounge Glider



1508

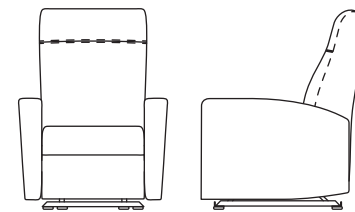


1809 (Stows Under All Patient Chairs)




1510-G (Glider) / 1510-SG (Swivel Glider)

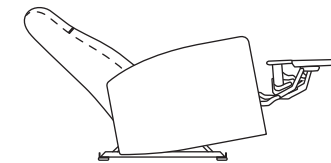
Wall-Saver Recliner



1511

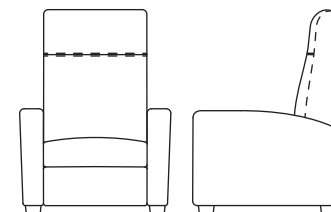


Extended Footrest Position

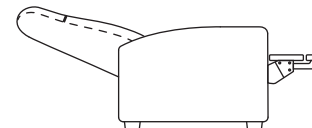


Full Recline Position

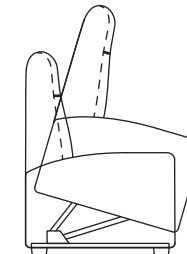
Electric Stand-Up Recliner



1512




Full Recline Position

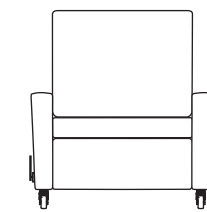


Stand-Up Position

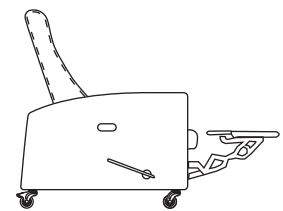
Layflat & Trendelenburg Medical Recliner



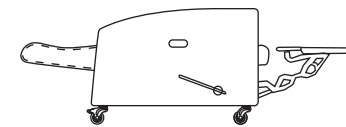
1513-L / 1513-T



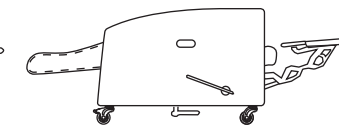
1513-XL / 1513-XT



Extended Footrest Position



Layflat Position



Trendelenburg Position

Velcro attached upholstery, antimicrobial moisture barrier and easily replaced components are standard features of our expanding Facelift Replay Collection. The complete line of patient care recliners and gliders, which includes wallsaver, lay-flat and trendelenburg models, joins the Replay lounge chairs and sofas, guest and tandem seating. Regardless of the damage, items can get a "facelift" simply by replacing any worn component. Requests for custom sizes and features are welcome. Made exclusively in the United States of America.



T R I N I T Y

P.O. Box 150
Trinity, NC 27370
T 336.472.6660 F 336.475.0037 TF 855.311.6660
sales@trinityfurniture.com www.trinityfurniture.com



FACELIFT *Replay*

Healthcare Motion



1513-L Layflat Recliner
W 35" D 38" H 44" SH 18" AH 24"
*Shown with Optional Push Bar,
IV Pole, and Foot Rest

T R I N I T Y

FACELIFT *Replay*

Patient Chair

The patient chair glides effortlessly with a range of motion from upright to partial recline. As the back is reclined to a comfortable position, the seat slides forward and gently rises to insure a stressless seating position. All movement is accomplished simply by sitting down and leaning back to assume the position that is most comfortable.



1508 Asynchronous Patient Chair
W 32½" D 35½" H 38" SH 18" AH 25"

1809 Ottoman On Casters
W 18" D 18" H 11"



Reclined Position



Reclined Position



Removable Covers Standard



1513-L Layflat Recliner
W 35" D 38" H 44" SH 18" AH 24"
*Shown With Optional Push Bar, IV Pole,
Side Tray, And Oxygen Tank Holder



1512 Electric Stand-Up Recliner
W 33½" D 33" H 44¼" SH 18" AH 25"

Electric Stand-Up Recliner

The electric stand-up recliner effortlessly glides from a full recline to a full lift position, supporting 350 lbs. With the optional battery backup accessory, 200 lift-recline cycles are possible between charges. Locking casters are available to substantially increase mobility and flexibility in a variety of healthcare environments.



Stand-Up Position

Medical Recliner

The Replay medical recliner has been engineered to withstand the rigors of the modern healthcare environment, blending extreme comfort with reliability and function. It comes with all the necessary options required by caregivers to serve their patients with the best available care. Utilizing all the standard Facelift features of Velcro attached upholstery and full antimicrobial protection encapsulating all cushioning, Replay extends the longest service life of any recliner available today. All models, including bariatric, are capable of supporting 500 lbs.



1513-L Layflat Recliner
*Shown With Optional Push Bar



1513-L Layflat Recliner
*Shown With Standard Removable
Covers And Optional Push Bar

Lounge Glider

The lounge glider is equipped with a generous back height, insuring comfortable long term sitting with proper support. The gliding motion gives a calming restful movement, requiring very minimal physical exertion. Models include stationary gliders and 360° swivel rotation gliders.



1510-G Lounge Glider
W 32" D 32" H 35" SH 18" AH 25"
*Shown With Optional Wood Arm Caps