

Ace

WALLSAVER RECLINER

Effective: August 1, 2022

T R I N I T Y

Date:

Page:

Modification:

Description:

DESCRIPTION:

- Upholstery Frames: Steel, Plywood & Hardwood
- Removable Seat: High Density Polyurethane Foam Over Sheet Webbing
- Back: High Density Polyurethane Foam Over Contoured Curved Plywood Back
- Upholstered Covers On Seat & Back: Attached w/ Velcro / Removable For Maintenance
- Antimicrobial Moisture Barrier Fully Encapsulates All Foam Areas On Seat & Back
- Manual Side Lever Footrest Control
- Double Needle Stitching Standard
- Leather Upholstery Available
- 10 Year Warranty

OPTIONS:

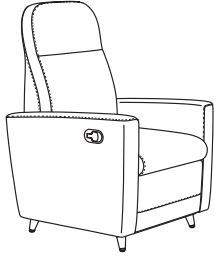
- SSAC Solid Surface Arm Caps (Set Of 2)\$702
 - VAC Vinyl Arm Caps (Set Of 2).....\$297
 - PP Power Port.....\$243
 - PDM Power/Data Module\$836
 - HM Heat & Massage (Back Only)\$918
 - H Heat\$810
 - NRS Non-Removable Seat\$54
- Feather Down & Polyester Pillows Available (See Page 5)
Specify Exposed Wood Finish (See Page 6)

WALLSAVER

ITEM #:

SPECIFICATIONS | GRADES | LIST PRICES:

WALLSAVER RECLINER / TAPERED WOODEN LEGS / FULLY UPHOLSTERED



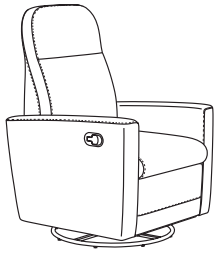
Healthcare Motion

1055-A

Overall: 29"w 33"d 46.5"h	Arm: 27"h	COM: 5.5 yds.											
Seat: 21"w 21.5"d 19.5"h	Weight: 120 lbs.	COL: 99 sq.ft.											
COM	COL	1	2	3	4	5	6	7	8	9	10	L1	L2
2198	2418	2325	2449	2572	2696	2819	2943	3066	3190	3313	3436	3585	4030

Tight Seat & Back / Removable Seat & Back Upholstery / 7" Wall Proximity / 350 lb. Weight Capacity

WALLSAVER RECLINER / 360° SWIVEL BASE / FULLY UPHOLSTERED



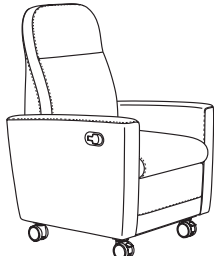
Healthcare Motion

1055-B

Overall: 29"w 33"d 46.5"h	Arm: 27"h	COM: 5.5 yds.											
Seat: 21"w 21.5"d 18"h	Weight: 120 lbs.	COL: 99 sq.ft.											
COM	COL	1	2	3	4	5	6	7	8	9	10	L1	L2
2258	2484	2382	2506	2629	2752	2876	2999	3123	3246	3370	3493	3642	4086

Tight Seat & Back / Removable Seat & Back Upholstery / 7" Wall Proximity / 350 lb. Weight Capacity

WALLSAVER RECLINER / CASTERS / FULLY UPHOLSTERED



Healthcare Motion

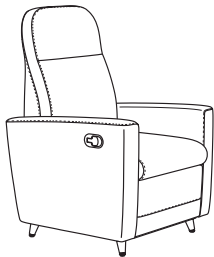
1055-C

Overall: 29"w 33"d 46.5"h	Arm: 27"h	COM: 5.5 yds.											
Seat: 21"w 21.5"d 19.5"h	Weight: 120 lbs.	COL: 99 sq.ft.											
COM	COL	1	2	3	4	5	6	7	8	9	10	L1	L2
2163	2380	2292	2416	2539	2663	2786	2910	3033	3156	3280	3403	3552	3996

Tight Seat & Back / Removable Seat & Back Upholstery / 7" Wall Proximity / 350 lb. Weight Capacity

Swivel & Locking Casters (Front)
Non-Swivel & Non-Locking Casters (Rear)

WALLSAVER RECLINER / TAPERED BRUSHED ALUMINUM LEGS / FULLY UPHOLSTERED



Healthcare Motion

1055-D

Overall: 29"w 33"d 46.5"h	Arm: 27"h	COM: 5.5 yds.											
Seat: 21"w 21.5"d 19.5"h	Weight: 120 lbs.	COL: 99 sq.ft.											
COM	COL	1	2	3	4	5	6	7	8	9	10	L1	L2
2330	2563	2449	2573	2696	2820	2943	3067	3190	3314	3437	3560	3709	4153

Tight Seat & Back / Removable Seat & Back Upholstery / 7" Wall Proximity / 350 lb. Weight Capacity

DESCRIPTION:

- Upholstery Frames: Steel, Plywood & Hardwood
- Removable Seat: High Density Polyurethane Foam Over Sheet Webbing
- Back: High Density Polyurethane Foam Over Contoured Curved Plywood Back
- Upholstered Covers On Seat & Back: Attached w/ Velcro / Removable For Maintenance
- Antimicrobial Moisture Barrier Fully Encapsulates All Foam Areas On Seat & Back
- Three Position Recline (Weight Activated)
- Double Needle Stitching Standard
- Leather Upholstery Available
- 10 Year Warranty

OPTIONS:


- SSAC Solid Surface Arm Caps (Set Of 2)\$702
 - VAC Vinyl Arm Caps (Set Of 2).....\$297
 - PP Power Port.....\$243
 - PDM Power/Data Module\$836
 - HM Heat & Massage (Back Only)\$918
 - H Heat\$810
 - NRS Non-Removable Seat\$54
- Feather Down & Polyester Pillows Available (See Page 5)
Specify Exposed Wood Finish (See Page 6)

THREE POSITION RECLINE

ITEM #:

SPECIFICATIONS | GRADES | LIST PRICES:

THREE POSITION RECLINER / TAPERED WOODEN LEGS / FULLY UPHOLSTERED



Healthcare Motion

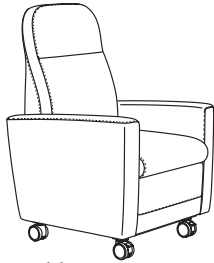
1056-A

Overall: 29"w 33"d 46.5"h **Arm:** 27"h **COM:** 7.5 yds.
Seat: 21"w 21.5"d 19.5"h **Weight:** 120 lbs. **COL:** 135 sq.ft.

COM	COL	1	2	3	4	5	6	7	8	9	10	L1	L2
2348	2583	2560	2732	2903	3075	3246	3418	3589	3761	3932	4104	4291	4909

Tight Seat & Back / Removable Seat & Back Upholstery / Three Position Mechanism / 350 lb. Weight Capacity

THREE POSITION RECLINER / CASTERS / FULLY UPHOLSTERED



Healthcare Motion

1056-C


Overall: 29"w 33"d 46.5"h **Arm:** 27"h **COM:** 7.5 yds.
Seat: 21"w 21.5"d 19.5"h **Weight:** 120 lbs. **COL:** 135 sq.ft.

COM	COL	1	2	3	4	5	6	7	8	9	10	L1	L2
2372	2609	2583	2755	2926	3098	3269	3441	3612	3784	3955	4126	4314	4932

Tight Seat & Back / Removable Seat & Back Upholstery / Three Position Mechanism / 350 lb. Weight Capacity

Swivel & Locking Casters (Front)
Non-Swivel & Non-Locking Casters (Rear)

THREE POSITION RECLINER / TAPERED BRUSHED ALUMINUM LEGS / FULLY UPHOLSTERED




Healthcare Motion

1056-D

Overall: 29"w 33"d 46.5"h **Arm:** 27"h **COM:** 7.5 yds.
Seat: 21"w 21.5"d 19.5"h **Weight:** 120 lbs. **COL:** 135 sq.ft.

COM	COL	1	2	3	4	5	6	7	8	9	10	L1	L2
2566	2822	2766	2938	3109	3281	3452	3623	3795	3966	4138	4309	4497	5114

Tight Seat & Back / Removable Seat & Back Upholstery / Three Position Mechanism / 350 lb. Weight Capacity

ARM CAPS / POWER / COVERS	OPTION #:	SPECIFICATIONS LIST PRICES AVAILABILITY:
<p>ARM CAPS</p> 	<p>Overall: 2.5"w 28"d .25"h</p> <hr/> <p>SSAC \$702 (Set Of 2) Solid Surface <i>Glacier White Arm Cap (Additional Colors Available)</i></p> <p>VAC \$297 (Set Of 2) Vinyl <i>Vinyl Arm Cap (Specify Upholstery)</i></p> <p>Available: <i>Ace Collection</i></p>	
<p>POWER PORTS</p> 	<p>Overall: 5.25"w 1.25"d 4.25"h</p> <hr/> <p>PP \$243 <i>Power Port</i></p> <p>PM1 \$836 (1-Power / 1-USB 2 Port Simplex Charger Standard) <i>Vertical / Horizontal Mount Power Module. Price Varies By Socket. Contact Customer Service For Quote. (Additional Colors Available)</i></p> <p>Available: <i>Ace Collection</i></p>	
<p>HEAT & MASSAGE</p>  <p>HM Heat & Massage (All Recliner Models)</p> <p>H Heat (All Recliner Models)</p>	<p>Overall: <i>N/A</i></p> <hr/> <p>HM \$918 Heat & Massage <i>Add Heat & Massage To Any Wallsaver, Layflat, Or Standup Electric Recliner - Surface Mounts On Inside Arm (Specify Left Or Right Facing)</i></p> <p>H \$810 Heat <i>Add Heat Only To Any Wallsaver, Layflat, Or Standup Electric Recliner - Surface Mounts On Inside Arm (Specify Left Or Right Facing)</i></p> <p>Available: <i>Ace Collection</i></p>	
<p>Non-Removable Seat</p>	<p>Overall:</p> <hr/> <p>NRS \$54 Non-Removable Seat</p> <p>Available: <i>Ace Collection</i></p>	
<p>CONTRASTING COVERS</p> 	<p>Overall: <i>N/A</i></p> <hr/> <p>CC \$129 <i>NOTE: If Two Or More Upholsteries Or Leathers Are Used On Any Piece Of Furniture, Then A Contrast Charge Will Apply Per Order. When Using Trinity Upholstery, The Higher Priced Upholstery Grade Will Be Used In Pricing, Unless It's Trinity Leather With Fabric Contrast Welt, Or COM With Trinity Contrast Welt, Then Contact Customer Service For Pricing.</i></p> <p>Available: <i>Ace Collection</i></p>	