

NOTE: Effective 7/15/21, add temporary 4% surcharge on all 2021 price list products due to vendor surcharges. (Excludes recliners, gliders, and asynchronous patient chairs)

Effective 10/1/21, add temporary 20% surcharge on all 2021 price list recliners, gliders, and asynchronous patient chairs until further notice.

Conrad

EXECUTIVE / GUEST

Effective: March 1, 2021

T R I N I T Y

Date:

Page:

Modification:

Description:

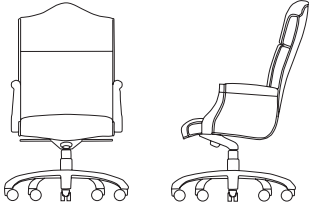
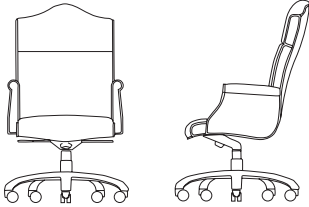
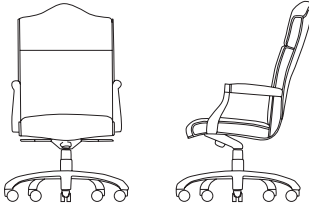
DESCRIPTION:

- Upholstery Frames: Plywood & Hardwood
- Seat / Back: High Density Polyurethane Foam
- Arms: High Density Polyurethane Foam Over Plywood & Hardwood
- Exposed Wood Upholstered Arms & Exposed Wood Open Arms Have Exposed Solid Maple Front Posts Finished In Lacquer
- All Arms Attached & Reinforced w/ Steel
- Black Arched Resin Base Standard
- 10 Year Warranty

OPTIONS:

Specify Exposed Wood Finish (See Page 6)
Base & Caster Options Available (See Pages 100-101)

Note: Trinity Must Approve Specific Fabrics / Leathers Used For Tufting.

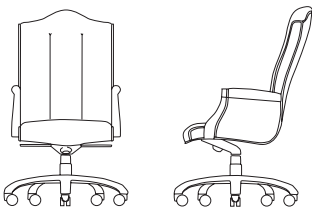
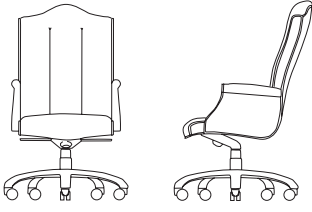
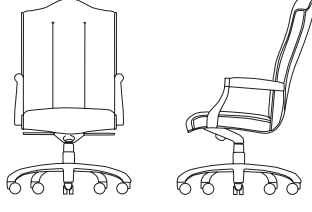
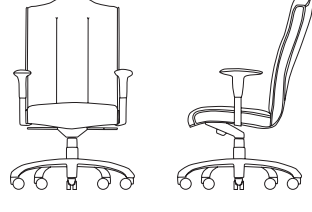
| EXECUTIVE | ITEM #: | SPECIFICATIONS GRADES LIST PRICES: | | | | | | | | | | | | | |
|---|---------------|--|------------|----------|------------------------|----------|----------|--|----------|----------|----------|----------|-----------|-----------|-----------|
|  | | Overall: 24.5"w 28"d 45"-48"h | | | Arm: 25"-28"h | | | COM: 3.25 yds. (500-2 / 500-4) / 3.5 yds. (500-2X) | | | | | | | |
| | | Seat: 20.5"w 20"d 17"-20"h | | | Weight: 65 lbs. | | | COL: 58.5 sq.ft. (500-2 / 500-4) / 63 sq.ft. (500-2X) | | | | | | | |
| | | COM | COL | 1 | 2 | 3 | 4 | 5 | 6 | 7 | 8 | 9 | 10 | L1 | L2 |
| | 500-2 | 1218 | 1339 | 1293 | 1363 | 1434 | 1505 | 1575 | 1646 | 1717 | 1787 | 1858 | 1929 | 2042 | 2297 |
| | | <i>Tilt Swivel / Pneumatic Seat Height Adjustment</i> | | | | | | | | | | | | | |
| | 500-2X | 1347 | 1482 | 1427 | 1503 | 1580 | 1657 | 1733 | 1810 | 1886 | 1963 | 2040 | 2116 | 2234 | 2510 |
| | | <i>Heavy Duty Construction / Overall Size Increased: W + 1.5", D + 1.5" / Tilt Swivel / Pneumatic Seat Height Adjustment</i> | | | | | | | | | | | | | |
| | 500-4 | 1257 | 1383 | 1330 | 1401 | 1472 | 1542 | 1613 | 1684 | 1754 | 1825 | 1896 | 1967 | 2080 | 2335 |
| | | <i>Knee Tilt Swivel w/ Infinite Lock / Pneumatic Seat Height Adjustment</i> | | | | | | | | | | | | | |
|  | | Overall: 26"w 28"d 45"-48"h | | | Arm: 25"-28"h | | | COM: 3.5 yds. (501-2 / 501-4) / 3.5 yds. (501-2X) | | | | | | | |
| | | Seat: 20.5"w 20"d 17"-20"h | | | Weight: 65 lbs. | | | COL: 63 sq.ft. (501-2 / 501-4) / 63 sq.ft. (501-2X) | | | | | | | |
| | | COM | COL | 1 | 2 | 3 | 4 | 5 | 6 | 7 | 8 | 9 | 10 | L1 | L2 |
| | 501-2 | 1094 | 1203 | 1188 | 1264 | 1341 | 1417 | 1494 | 1570 | 1647 | 1724 | 1800 | 1877 | 1997 | 2273 |
| | | <i>Tilt Swivel / Pneumatic Seat Height Adjustment</i> | | | | | | | | | | | | | |
| | 501-2X | 1229 | 1351 | 1315 | 1391 | 1468 | 1545 | 1621 | 1698 | 1774 | 1851 | 1928 | 2004 | 2124 | 2400 |
| | | <i>Heavy Duty Construction / Overall Size Increased: W + 1.5", D + 1.5" / Tilt Swivel / Pneumatic Seat Height Adjustment</i> | | | | | | | | | | | | | |
| | 501-4 | 1149 | 1264 | 1239 | 1316 | 1393 | 1469 | 1546 | 1622 | 1699 | 1776 | 1852 | 1929 | 2049 | 2324 |
| | | <i>Knee Tilt Swivel w/ Infinite Lock / Pneumatic Seat Height Adjustment</i> | | | | | | | | | | | | | |
|  | | Overall: 24.5"w 28"d 45"-48"h | | | Arm: 25"-28"h | | | COM: 2.75 yds. | | | | | | | |
| | | Seat: 20.5"w 20"d 17"-20"h | | | Weight: 65 lbs. | | | COL: 49.5 sq.ft. | | | | | | | |
| | | COM | COL | 1 | 2 | 3 | 4 | 5 | 6 | 7 | 8 | 9 | 10 | L1 | L2 |
| | 502-2 | 1121 | 1233 | 1177 | 1236 | 1295 | 1354 | 1413 | 1472 | 1531 | 1590 | 1649 | 1708 | 1806 | 2018 |
| | | <i>Tilt Swivel / Pneumatic Seat Height Adjustment</i> | | | | | | | | | | | | | |
| | 502-4 | 1175 | 1293 | 1229 | 1288 | 1347 | 1406 | 1465 | 1524 | 1583 | 1642 | 1701 | 1759 | 1858 | 2070 |
| | | <i>Knee Tilt Swivel w/ Infinite Lock / Pneumatic Seat Height Adjustment</i> | | | | | | | | | | | | | |

DESCRIPTION:

- Upholstery Frames: Plywood & Hardwood
- Seat / Back: High Density Polyurethane Foam
- Arms: High Density Polyurethane Foam Over Plywood & Hardwood
- Exposed Wood Upholstered Arms & Exposed Wood Open Arms Have Exposed Solid Maple Front Posts Finished In Lacquer
- All Arms Attached & Reinforced w/ Steel
- Task Arm Has Black Urethane Pad & Adjusts Vertically
- Black Arched Resin Base Standard
- 10 Year Warranty

OPTIONS:

- Specify Exposed Wood Finish (See Page 6)
- Base & Caster Options Available (See Pages 100-101)

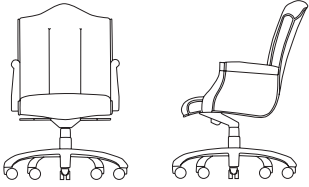
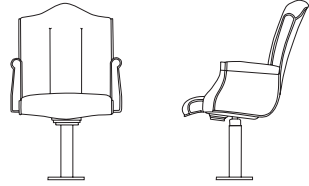
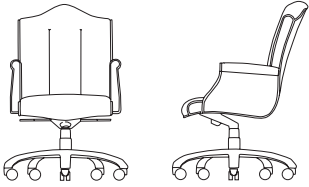
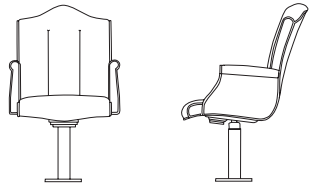
| EXECUTIVE | | ITEM #: | SPECIFICATIONS GRADES LIST PRICES: | | | | | | | | | | | | | | | | | |
|---|------|---|---|--|--|---|--|---|------------|------------|----------|----------|----------|----------|----------|----------|-----------|--|-----------|-----------|
|  | | HIGH BACK CHAIR / EXPOSED WOOD UPHOLSTERED ARM / VERTICAL CHANNEL BACK | Overall: 25"w 28"d 45"-48"h Seat: 20.5"w 20"d 17"-20"h | Arm: 25"-28"h Weight: 65 lbs. | COM: 3.5 yds. (510-2 / 510-4) / 3.5 yds. (510-2X) COL: 63 sq.ft. (510-2 / 510-4) / 63 sq.ft. (510-2X) | COM | COL | 1 | 2 | 3 | 4 | 5 | 6 | 7 | 8 | 9 | 10 | L1 | L2 | |
| | | | 510-2 | 1185 | 1304 | 1274 | 1351 | 1427 | 1504 | 1580 | 1657 | 1734 | 1810 | 1887 | 1963 | 2077 | 2353 | <i>Tilt Swivel / Pneumatic Seat Height Adjustment</i> | | |
| | | | 510-2X | 1234 | 1357 | 1320 | 1396 | 1473 | 1550 | 1626 | 1703 | 1779 | 1856 | 1933 | 2009 | 2124 | 2400 | <i>Heavy Duty Construction / Overall Size Increased: W + 1.5", D + 1.5" / Tilt Swivel / Pneumatic Seat Height Adjustment</i> | | |
| | | | 510-4 | 1235 | 1359 | 1321 | 1398 | 1474 | 1551 | 1628 | 1704 | 1781 | 1857 | 1934 | 2011 | 2124 | 2400 | <i>Knee Tilt Swivel w/ Infinite Lock / Pneumatic Seat Height Adjustment</i> | | |
|  | | HIGH BACK CHAIR / FULLY UPHOLSTERED ARM / VERTICAL CHANNEL BACK | Overall: 25"w 28"d 45"-48"h Seat: 20.5"w 20"d 17"-20"h | Arm: 25"-28"h Weight: 65 lbs. | COM: 3.25 yds. (511-2 / 511-4) / 3.25 yds. (511-2X) COL: 58.5 sq.ft. (511-2 / 511-4) / 58.5 sq.ft. (511-2X) | COM | COL | 1 | 2 | 3 | 4 | 5 | 6 | 7 | 8 | 9 | 10 | L1 | L2 | |
| | | | 511-2 | 1074 | 1182 | 1157 | 1228 | 1299 | 1369 | 1440 | 1511 | 1581 | 1652 | 1723 | 1793 | 1905 | 2159 | <i>Tilt Swivel / Pneumatic Seat Height Adjustment</i> | | |
| | | | 511-2X | 1123 | 1235 | 1203 | 1274 | 1344 | 1415 | 1486 | 1556 | 1627 | 1698 | 1769 | 1839 | 1952 | 2207 | <i>Heavy Duty Construction / Overall Size Increased: W + 1.5", D + 1.5" / Tilt Swivel / Pneumatic Seat Height Adjustment</i> | | |
| | | | 511-4 | 1119 | 1231 | 1200 | 1270 | 1341 | 1412 | 1482 | 1553 | 1624 | 1694 | 1765 | 1836 | 1947 | 2202 | <i>Knee Tilt Swivel w/ Infinite Lock / Pneumatic Seat Height Adjustment</i> | | |
|  | | HIGH BACK CHAIR / EXPOSED WOOD OPEN ARM / VERTICAL CHANNEL BACK | Overall: 25"w 28"d 45"-48"h Seat: 20.5"w 20"d 17"-20"h | Arm: 25"-28"h Weight: 65 lbs. | COM: 3 yds. COL: 54 sq.ft. | COM | COL | 1 | 2 | 3 | 4 | 5 | 6 | 7 | 8 | 9 | 10 | L1 | L2 | |
| | | | 512-2 | 1102 | 1213 | 1172 | 1237 | 1301 | 1366 | 1431 | 1496 | 1561 | 1626 | 1690 | 1755 | 1854 | 2087 | <i>Tilt Swivel / Pneumatic Seat Height Adjustment</i> | | |
| | | | 512-4 | 1152 | 1267 | 1219 | 1284 | 1349 | 1413 | 1478 | 1543 | 1608 | 1673 | 1738 | 1802 | 1901 | 2134 | <i>Knee Tilt Swivel w/ Infinite Lock / Pneumatic Seat Height Adjustment</i> | | |
| | | |  | | HIGH BACK CHAIR / FULLY ADJUSTABLE TASK CHAIR / VERTICAL CHANNEL BACK | Overall: 24"w 28"d 45"-48"h Seat: 20.5"w 20"d 17"-20"h | Arm: 25"-28"h Weight: 65 lbs. | COM: 3 yds. COL: 54 sq.ft. | COM | COL | 1 | 2 | 3 | 4 | 5 | 6 | 7 | 8 | 9 | 10 |
| 513-2 | 975 | 1073 | | | | 1052 | 1117 | 1181 | 1246 | 1311 | 1376 | 1441 | 1505 | 1570 | 1635 | 1727 | 1960 | <i>Tilt Swivel / Pneumatic Seat Height Adjustment</i> | | |
| 513-4 | 1025 | 1128 | | | | 1099 | 1164 | 1229 | 1293 | 1358 | 1423 | 1488 | 1553 | 1617 | 1682 | 1774 | 2007 | <i>Knee Tilt Swivel w/ Infinite Lock / Pneumatic Seat Height Adjustment</i> | | |

DESCRIPTION:

- Upholstery Frames: Plywood & Hardwood
- Seat / Back: High Density Polyurethane Foam
- Arms: High Density Polyurethane Foam Over Plywood & Hardwood
- Exposed Wood Upholstered Arms & Exposed Wood Open Arms Have Exposed Solid Maple Front Posts Finished In Lacquer
- All Arms Attached & Reinforced w/ Steel
- Black Arched Resin Base Standard
- 10 Year Warranty

OPTIONS:

Specify Exposed Wood Finish (See Page 6)
Base & Caster Options Available (See Pages 100-101)

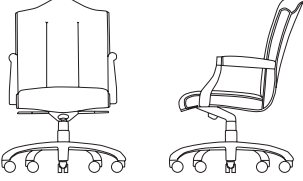
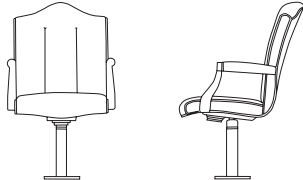
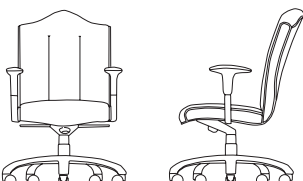
| EXECUTIVE | | ITEM #: | SPECIFICATIONS GRADES LIST PRICES: | | | | | | | | | | | | | | |
|---|--|---|--|------------|----------|--|----------|----------|---|----------|----------|----------|----------|-----------|-----------|-----------|------|
|  | | LOW BACK CHAIR / EXPOSED WOOD UPHOLSTERED ARM / VERTICAL CHANNEL BACK | Overall: 24.5"w 28"d 36"-39"h Seat: 20.5"w 20"d 17"-20"h | | | Arm: 25"-28"h Weight: 60 lbs. | | | COM: 3 yds. COL: 54 sq.ft. | | | | | | | | |
| | | | COM | COL | 1 | 2 | 3 | 4 | 5 | 6 | 7 | 8 | 9 | 10 | L1 | L2 | |
| | | | 520-2 | 1168 | 1285 | 1234 | 1299 | 1364 | 1428 | 1493 | 1558 | 1623 | 1688 | 1753 | 1817 | 1922 | 2155 |
| | | | <i>Tilt Swivel / Pneumatic Seat Height Adjustment</i> | | | | | | | | | | | | | | |
| | | | 520-4 | 1223 | 1345 | 1286 | 1351 | 1416 | 1480 | 1545 | 1610 | 1675 | 1740 | 1804 | 1869 | 1974 | 2207 |
| | | | <i>Knee Tilt Swivel w/ Infinite Lock / Pneumatic Seat Height Adjustment</i> | | | | | | | | | | | | | | |
|  | | LOW BACK JURY CHAIR / EXPOSED WOOD UPHOLSTERED ARM / VERTICAL CHANNEL BACK | Overall: 24.5"w 28"d 36"-39"h Seat: 20.5"w 20"d 17"-20"h | | | Arm: 25"-28"h Weight: 60 lbs. | | | COM: 3 yds. COL: 54 sq.ft. | | | | | | | | |
| | | | COM | COL | 1 | 2 | 3 | 4 | 5 | 6 | 7 | 8 | 9 | 10 | L1 | L2 | |
| | | | 520-5 | 1353 | 1488 | 1408 | 1473 | 1538 | 1603 | 1668 | 1732 | 1797 | 1862 | 1927 | 1992 | 2096 | 2330 |
| | | | <i>Tilt Swivel / Pneumatic Seat Height Adjustment / Self-Centering 360° Rotation</i> | | | | | | | | | | | | | | |
|  | | LOW BACK CHAIR / FULLY UPHOLSTERED ARM / VERTICAL CHANNEL BACK | Overall: 25"w 28"d 36"-39"h Seat: 20.5"w 20"d 17"-20"h | | | Arm: 25"-28"h Weight: 60 lbs. | | | COM: 3 yds. COL: 54 sq.ft. | | | | | | | | |
| | | | COM | COL | 1 | 2 | 3 | 4 | 5 | 6 | 7 | 8 | 9 | 10 | L1 | L2 | |
| | | | 521-2 | 1049 | 1154 | 1122 | 1187 | 1251 | 1316 | 1381 | 1446 | 1511 | 1575 | 1640 | 1705 | 1811 | 2044 |
| | | | <i>Tilt Swivel / Pneumatic Seat Height Adjustment</i> | | | | | | | | | | | | | | |
| | | | 521-4 | 1099 | 1209 | 1169 | 1234 | 1298 | 1363 | 1428 | 1493 | 1558 | 1623 | 1687 | 1752 | 1858 | 2092 |
| | | | <i>Knee Tilt Swivel w/ Infinite Lock / Pneumatic Seat Height Adjustment</i> | | | | | | | | | | | | | | |
|  | | LOW BACK JURY CHAIR / FULLY UPHOLSTERED ARM / VERTICAL CHANNEL BACK | Overall: 25"w 28"d 36"-39"h Seat: 20.5"w 20"d 17"-20"h | | | Arm: 25"-28"h Weight: 60 lbs. | | | COM: 3 yds. COL: 54 sq.ft. | | | | | | | | |
| | | | COM | COL | 1 | 2 | 3 | 4 | 5 | 6 | 7 | 8 | 9 | 10 | L1 | L2 | |
| | | | 521-5 | 1234 | 1357 | 1296 | 1361 | 1426 | 1491 | 1555 | 1620 | 1685 | 1750 | 1815 | 1879 | 1986 | 2219 |
| | | | <i>Tilt Swivel / Pneumatic Seat Height Adjustment / Self-Centering 360° Rotation</i> | | | | | | | | | | | | | | |

DESCRIPTION:

- Upholstery Frames: Plywood & Hardwood
- Seat / Back: High Density Polyurethane Foam
- Arms: High Density Polyurethane Foam Over Plywood & Hardwood
- Exposed Wood Upholstered Arms & Exposed Wood Open Arms Have Exposed Solid Maple Front Posts Finished In Lacquer
- All Arms Attached & Reinforced w/ Steel
- Task Arm Has Black Urethane Pad & Adjusts Vertically
- Black Arched Resin Base Standard
- 10 Year Warranty

OPTIONS:

Specify Exposed Wood Finish (See Page 6)
Base & Caster Options Available (See Pages 100-101)

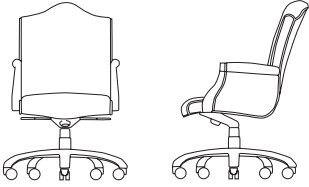
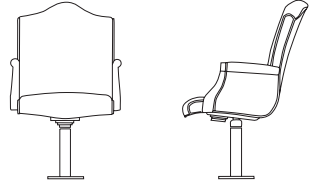
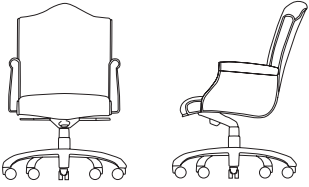
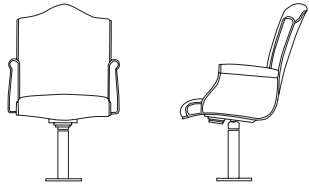
| EXECUTIVE | ITEM #: | SPECIFICATIONS GRADES LIST PRICES: | | | | | | | | | | | | | |
|--|--------------|--|------------|----------|------------------------|----------|----------|-------------------------|----------|----------|----------|----------|-----------|-----------|-----------|
| LOW BACK CHAIR / EXPOSED WOOD OPEN ARM  | | Overall: 24.5"w 28"d 36"-39"h | | | Arm: 25"-28"h | | | COM: 2.75 yds. | | | | | | | |
| | | Seat: 20.5"w 20"d 17"-20"h | | | Weight: 60 lbs. | | | COL: 49.5 sq.ft. | | | | | | | |
| | | COM | COL | 1 | 2 | 3 | 4 | 5 | 6 | 7 | 8 | 9 | 10 | L1 | L2 |
| | 522-2 | 1092 | 1202 | 1151 | 1210 | 1269 | 1327 | 1386 | 1445 | 1504 | 1563 | 1622 | 1681 | 1775 | 1987 |
| | | <i>Tilt Swivel / Pneumatic Seat Height Adjustment</i> | | | | | | | | | | | | | |
| | 522-4 | 1142 | 1257 | 1198 | 1257 | 1316 | 1375 | 1433 | 1492 | 1551 | 1610 | 1669 | 1728 | 1822 | 2034 |
| | | <i>Knee Tilt Swivel w/ Infinite Lock / Pneumatic Seat Height Adjustment</i> | | | | | | | | | | | | | |
| LOW BACK JURY CHAIR / EXPOSED WOOD OPEN ARM  | | Overall: 24.5"w 28"d 36"-39"h | | | Arm: 25"-28"h | | | COM: 2.75 yds. | | | | | | | |
| | | Seat: 20.5"w 20"d 17"-20"h | | | Weight: 60 lbs. | | | COL: 49.5 sq.ft. | | | | | | | |
| | | COM | COL | 1 | 2 | 3 | 4 | 5 | 6 | 7 | 8 | 9 | 10 | L1 | L2 |
| | 522-5 | 1272 | 1399 | 1297 | 1344 | 1391 | 1438 | 1485 | 1532 | 1580 | 1627 | 1674 | 1721 | 1807 | 1976 |
| | | <i>Tilt Swivel / Pneumatic Seat Height Adjustment / Self-Centering 360° Rotation</i> | | | | | | | | | | | | | |
| LOW BACK CHAIR / ADJUSTABLE TASK ARM  | | Overall: 25"w 28"d 36"-39"h | | | Arm: 25"-28"h | | | COM: 2.75 yds. | | | | | | | |
| | | Seat: 20.5"w 20"d 17"-20"h | | | Weight: 60 lbs. | | | COL: 49.5 sq.ft. | | | | | | | |
| | | COM | COL | 1 | 2 | 3 | 4 | 5 | 6 | 7 | 8 | 9 | 10 | L1 | L2 |
| | 523-2 | 954 | 1050 | 1020 | 1079 | 1138 | 1197 | 1256 | 1315 | 1374 | 1433 | 1491 | 1550 | 1636 | 1848 |
| | | <i>Tilt Swivel / Pneumatic Seat Height Adjustment</i> | | | | | | | | | | | | | |
| | 523-4 | 1009 | 1110 | 1072 | 1131 | 1190 | 1249 | 1308 | 1367 | 1425 | 1484 | 1543 | 1602 | 1688 | 1900 |
| | | <i>Knee Tilt Swivel w/ Infinite Lock / Pneumatic Seat Height Adjustment</i> | | | | | | | | | | | | | |

DESCRIPTION:

- Upholstery Frames: Plywood & Hardwood
- Seat / Back: High Density Polyurethane Foam
- Arms: High Density Polyurethane Foam Over Plywood & Hardwood
- Exposed Wood Upholstered Arms & Exposed Wood Open Arms Have Exposed Solid Maple Front Posts Finished In Lacquer
- All Arms Attached & Reinforced w/ Steel
- Black Arched Resin Base Standard
- 10 Year Warranty

OPTIONS:

Specify Exposed Wood Finish (See Page 6)
Base & Caster Options Available (See Pages 100-101)

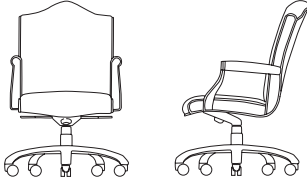
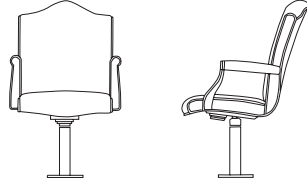
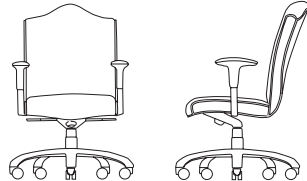
| EXECUTIVE | | ITEM #: | SPECIFICATIONS GRADES LIST PRICES: | | | | | | | | | | | | | |
|---|---|--|---|------------|----------|--|----------|----------|--|----------|----------|----------|----------|-----------|-----------|-----------|
|  | LOW BACK CHAIR / EXPOSED WOOD UPHOLSTERED ARM | | Overall: 24.5"w 28"d 36"-39"h Seat: 20.5"w 20"d 17"-20"h | | | Arm: 25"-28"h Weight: 60 lbs. | | | COM: 3.25 yds. COL: 58.5 sq.ft. | | | | | | | |
| | | | COM | COL | 1 | 2 | 3 | 4 | 5 | 6 | 7 | 8 | 9 | 10 | L1 | L2 |
| | 530-2 | | 1120 | 1232 | 1201 | 1271 | 1342 | 1413 | 1483 | 1554 | 1625 | 1696 | 1766 | 1837 | 1940 | 2195 |
| | | <i>Tilt Swivel / Pneumatic Seat Height Adjustment</i> | | | | | | | | | | | | | | |
| | | 530-4 | 1170 | 1287 | 1248 | 1318 | 1389 | 1460 | 1531 | 1601 | 1672 | 1743 | 1813 | 1884 | 1988 | 2242 |
| | | <i>Knee Tilt Swivel w/ Infinite Lock / Pneumatic Seat Height Adjustment</i> | | | | | | | | | | | | | | |
|  | LOW BACK JURY CHAIR / EXPOSED WOOD UPHOLSTERED ARM | | Overall: 24.5"w 28"d 36"-39"h Seat: 20.5"w 20"d 17"-20"h | | | Arm: 25"-28"h Weight: 60 lbs. | | | COM: 3.25 yds. COL: 58.5 sq.ft. | | | | | | | |
| | | | COM | COL | 1 | 2 | 3 | 4 | 5 | 6 | 7 | 8 | 9 | 10 | L1 | L2 |
| | 530-5 | | 1300 | 1430 | 1370 | 1441 | 1512 | 1582 | 1653 | 1724 | 1795 | 1865 | 1936 | 2007 | 2110 | 2365 |
| | | <i>Tilt Swivel / Pneumatic Seat Height Adjustment / Self-Centering 360° Rotation</i> | | | | | | | | | | | | | | |
|  | LOW BACK CHAIR / FULLY UPHOLSTERED ARM | | Overall: 26"w 28"d 36"-39"h Seat: 20.5"w 20"d 17"-20"h | | | Arm: 25"-28"h Weight: 60 lbs. | | | COM: 3.25 yds. COL: 58.5 sq.ft. | | | | | | | |
| | | | COM | COL | 1 | 2 | 3 | 4 | 5 | 6 | 7 | 8 | 9 | 10 | L1 | L2 |
| | 531-2 | | 1019 | 1121 | 1105 | 1176 | 1247 | 1317 | 1388 | 1459 | 1529 | 1600 | 1671 | 1742 | 1848 | 2103 |
| | | <i>Tilt Swivel / Pneumatic Seat Height Adjustment</i> | | | | | | | | | | | | | | |
| | | 531-4 | 1069 | 1176 | 1152 | 1223 | 1294 | 1364 | 1435 | 1506 | 1577 | 1647 | 1718 | 1789 | 1895 | 2150 |
| | | <i>Knee Tilt Swivel w/ Infinite Lock / Pneumatic Seat Height Adjustment</i> | | | | | | | | | | | | | | |
|  | LOW BACK JURY CHAIR / FULLY UPHOLSTERED ARM | | Overall: 26"w 28"d 36"-39"h Seat: 20.5"w 20"d 17"-20"h | | | Arm: 25"-28"h Weight: 60 lbs. | | | COM: 3.25 yds. COL: 58.5 sq.ft. | | | | | | | |
| | | | COM | COL | 1 | 2 | 3 | 4 | 5 | 6 | 7 | 8 | 9 | 10 | L1 | L2 |
| | 531-5 | | 1199 | 1319 | 1275 | 1346 | 1416 | 1487 | 1558 | 1628 | 1699 | 1770 | 1841 | 1911 | 2018 | 2272 |
| | | <i>Tilt Swivel / Pneumatic Seat Height Adjustment / Self-Centering 360° Rotation</i> | | | | | | | | | | | | | | |

DESCRIPTION:

- Upholstery Frames: Plywood & Hardwood
- Seat / Back: High Density Polyurethane Foam
- Arms: High Density Polyurethane Foam Over Plywood & Hardwood
- Exposed Wood Upholstered Arms & Exposed Wood Open Arms Have Exposed Solid Maple Front Posts Finished In Lacquer
- All Arms Attached & Reinforced w/ Steel
- Task Arm Has Black Urethane Pad & Adjusts Vertically
- Black Arched Resin Base Standard
- 10 Year Warranty

OPTIONS:

Specify Exposed Wood Finish (See Page 6)
Base & Caster Options Available (See Pages 100-101)

| EXECUTIVE | ITEM #: | SPECIFICATIONS GRADES LIST PRICES: | | | | | | | | | | | | | |
|---|--|--|------------|----------------------|----------|-----------------------|----------|-----------------------------------|----------|------------------------|----------|-------------------------|-----------|-----------|-----------|
|  | LOW BACK CHAIR / EXPOSED WOOD OPEN ARM | <i>Overall: 25"w 28"d 36"-39"h</i> | | <i>Arm: 25"-28"h</i> | | <i>COM: 2.75 yds.</i> | | <i>Seat: 20.5"w 20"d 17"-20"h</i> | | <i>Weight: 60 lbs.</i> | | <i>COL: 49.5 sq.ft.</i> | | | |
| | | COM | COL | 1 | 2 | 3 | 4 | 5 | 6 | 7 | 8 | 9 | 10 | L1 | L2 |
| | 532-2 | 1055 | 1160 | 1115 | 1174 | 1233 | 1292 | 1351 | 1410 | 1469 | 1528 | 1587 | 1645 | 1735 | 1947 |
| | | <i>Tilt Swivel / Pneumatic Seat Height Adjustment</i> | | | | | | | | | | | | | |
| | 532-4 | 1105 | 1215 | 1162 | 1221 | 1280 | 1339 | 1398 | 1457 | 1516 | 1575 | 1634 | 1693 | 1782 | 1994 |
| | | <i>Knee Tilt Swivel w/ Infinite Lock / Pneumatic Seat Height Adjustment</i> | | | | | | | | | | | | | |
|  | LOW BACK JURY CHAIR / EXPOSED WOOD OPEN ARM | <i>Overall: 25"w 28"d 36"-39"h</i> | | <i>Arm: 25"-28"h</i> | | <i>COM: 2.75 yds.</i> | | <i>Seat: 20.5"w 20"d 17"-20"h</i> | | <i>Weight: 60 lbs.</i> | | <i>COL: 49.5 sq.ft.</i> | | | |
| | | COM | COL | 1 | 2 | 3 | 4 | 5 | 6 | 7 | 8 | 9 | 10 | L1 | L2 |
| | 532-5 | 1234 | 1358 | 1285 | 1344 | 1403 | 1462 | 1521 | 1579 | 1638 | 1697 | 1756 | 1815 | 1905 | 2117 |
| | | <i>Tilt Swivel / Pneumatic Seat Height Adjustment / Self-Centering 360° Rotation</i> | | | | | | | | | | | | | |
|  | LOW BACK CHAIR / ADJUSTABLE TASK CHAIR | <i>Overall: 24"w 28"d 36"-39"h</i> | | <i>Arm: 25"-28"h</i> | | <i>COM: 2.75 yds.</i> | | <i>Seat: 20.5"w 20"d 17"-20"h</i> | | <i>Weight: 60 lbs.</i> | | <i>COL: 49.5 sq.ft.</i> | | | |
| | | COM | COL | 1 | 2 | 3 | 4 | 5 | 6 | 7 | 8 | 9 | 10 | L1 | L2 |
| | 533-2 | 921 | 1013 | 988 | 1047 | 1106 | 1165 | 1224 | 1283 | 1342 | 1401 | 1460 | 1519 | 1601 | 1813 |
| | | <i>Tilt Swivel / Pneumatic Seat Height Adjustment</i> | | | | | | | | | | | | | |
| | 533-4 | 971 | 1068 | 1036 | 1094 | 1153 | 1212 | 1271 | 1330 | 1389 | 1448 | 1507 | 1566 | 1648 | 1860 |
| | | <i>Knee Tilt Swivel w/ Infinite Lock / Pneumatic Seat Height Adjustment</i> | | | | | | | | | | | | | |

DESCRIPTION:




- Exposed Frames: Solid Maple
- Seat: High Density Polyurethane Foam Over Sheet Webbing
- Back: High Density Polyurethane Foam Over Polypropylene Webbing
- Upholstered Arms: Polyurethane Foam Over Hardwood
- Stacking Chairs Stack (4) High
- 10 Year Warranty

OPTIONS:

- D350-6 Single Stacking Cart (Stacks 6 Chairs).....\$733
- D350-12 Double Stacing Cart (Stacks 12 Chairs).....\$1070
- ST-1 Wooden Horizontal Stretchers.....\$83
- BR-1 Wooden Horizontal Book Rack.....\$138

Specify Exposed Wood Finish (See Page 6)

Upholstered Arms May Be Specified In Vinyl / Leather (Contact Factory For Details)

| GUEST | ITEM #: | SPECIFICATIONS GRADES LIST PRICES: | | | | | | | | | | | | | |
|---|---------|--|------------|------------------------|----------|----------|----------|----------|-------------------------|----------|----------|----------|-----------|-----------|-----------|
| STACKING ARM CHAIR / UPHOLSTERED ARM  | 550 | Overall: 23"w 25"d 35"h | | Arm: 25"h | | | | | COM: 1.75 yds. | | | | | | |
| | | Seat: 19.25"w 18"d 19"h | | Weight: 25 lbs. | | | | | COL: 31.5 sq.ft. | | | | | | |
| | | COM | COL | 1 | 2 | 3 | 4 | 5 | 6 | 7 | 8 | 9 | 10 | L1 | L2 |
| | | 909 | 1000 | 930 | 965 | 1001 | 1036 | 1071 | 1107 | 1142 | 1178 | 1213 | 1248 | 1306 | 1433 |
| | | <i>Open Back</i> | | | | | | | | | | | | | |
| CLOSED ARM SIDE CHAIR  | 560 | Overall: 23"w 25"d 35"h | | Arm: 25"h | | | | | COM: 2.5 yds. | | | | | | |
| | | Seat: 19.25"w 18"d 19"h | | Weight: 40 lbs. | | | | | COL: 45 sq.ft. | | | | | | |
| | | COM | COL | 1 | 2 | 3 | 4 | 5 | 6 | 7 | 8 | 9 | 10 | L1 | L2 |
| | | 1063 | 1170 | 1111 | 1164 | 1217 | 1271 | 1324 | 1377 | 1430 | 1483 | 1536 | 1589 | 1670 | 1861 |
| | | <i>Closed Back</i> | | | | | | | | | | | | | |
| OPEN ARM SIDE CHAIR / UPHOLSTERED TOP ARM / TUFTED BACK  | 571 | Overall: 23"w 25"d 35"h | | Arm: 25"h | | | | | COM: 2 yds. | | | | | | |
| | | Seat: 19.25"w 18"d 19"h | | Weight: 35 lbs. | | | | | COL: 36 sq.ft. | | | | | | |
| | | COM | COL | 1 | 2 | 3 | 4 | 5 | 6 | 7 | 8 | 9 | 10 | L1 | L2 |
| | | 918 | 1010 | 950 | 992 | 1033 | 1074 | 1115 | 1157 | 1198 | 1239 | 1280 | 1322 | 1392 | 1540 |
| | | <i>Closed Tufted Back</i> | | | | | | | | | | | | | |


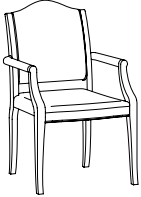
DESCRIPTION:

- Exposed Frames: Solid Maple
- Seat: High Density Polyurethane Foam Over Sheet Webbing
- Back: High Density Polyurethane Foam Over Polypropylene Webbing
- Upholstered Arms: Polyurethane Foam Over Hardwood
- 10 Year Warranty









OPTIONS:





- ST-1 Wooden Horizontal Stretchers.....\$83
- BR-1 Wooden Horizontal Book Rack.....\$138

Specify Exposed Wood Finish (See Page 6)
 Upholstered Arms May Be Specified In Vinyl / Leather (Contact Factory For Details)

| GUEST | ITEM #: | SPECIFICATIONS GRADES LIST PRICES: | | | | | | | | | | | | | |
|--|---------|--|------------|------------------------|----------|----------|----------|-------------------------|----------|----------|----------|----------|-----------|-----------|-----------|
|  | 572 | Overall: 23"w 25"d 35"h | | Arm: 25"h | | | | COM: 1.75 yds. | | | | | | | |
| | | Seat: 19.25"w 18"d 19"h | | Weight: 35 lbs. | | | | COL: 31.5 sq.ft. | | | | | | | |
| | | COM | COL | 1 | 2 | 3 | 4 | 5 | 6 | 7 | 8 | 9 | 10 | L1 | L2 |
| | | 864 | 951 | 888 | 923 | 959 | 994 | 1029 | 1065 | 1100 | 1135 | 1171 | 1206 | 1256 | 1384 |
| | | <i>Open Back</i> | | | | | | | | | | | | | |
|  | 577 | Overall: 23"w 25"d 35"h | | Arm: 25"h | | | | COM: 1.75 yds. | | | | | | | |
| | | Seat: 19.25"w 18"d 19"h | | Weight: 35 lbs. | | | | COL: 31.5 sq.ft. | | | | | | | |
| | | COM | COL | 1 | 2 | 3 | 4 | 5 | 6 | 7 | 8 | 9 | 10 | L1 | L2 |
| | | 926 | 1018 | 946 | 981 | 1017 | 1052 | 1087 | 1123 | 1158 | 1193 | 1229 | 1264 | 1317 | 1445 |
| | | <i>Open Back</i> | | | | | | | | | | | | | |

| BASES | OPTION #: | SPECIFICATIONS LIST PRICES AVAILABILITY: | | | | | | | | |
|---|------------------------|--|--------------------------------|------------------------|---|------------------|--|-----------------|--------------------|-----------------|
| TRANSITIONAL WOOD BASE | | Overall: 25"w 25"d 5.5"h | | | | | | | | |
|  | TWB | <p>\$166 Solid Hardwood Cap, Steel Reinforced 5 Prong Base With 55mm Black Dual Wheel Casters.</p> <p>OPTIONS:</p> <table border="0"> <tr> <td>Carpet Caster - 2" Metal Balls</td> <td>\$131 (Set Of 5)</td> </tr> <tr> <td>Antique Bronze Hooded Caster - 2" Rubber Ball</td> <td>\$121 (Set Of 5)</td> </tr> <tr> <td>Brass Hooded Black Caster - 2" Dual Wheels</td> <td>\$68 (Set Of 5)</td> </tr> </table> <p>Available: Conrad Executive Seating</p> | Carpet Caster - 2" Metal Balls | \$131 (Set Of 5) | Antique Bronze Hooded Caster - 2" Rubber Ball | \$121 (Set Of 5) | Brass Hooded Black Caster - 2" Dual Wheels | \$68 (Set Of 5) | | |
| Carpet Caster - 2" Metal Balls | \$131 (Set Of 5) | | | | | | | | | |
| Antique Bronze Hooded Caster - 2" Rubber Ball | \$121 (Set Of 5) | | | | | | | | | |
| Brass Hooded Black Caster - 2" Dual Wheels | \$68 (Set Of 5) | | | | | | | | | |
| CLASSIC WOOD BASE | | Overall: 28"w 28"d 5"h | | | | | | | | |
|  | CWB | <p>\$166 Solid Hardwood Cap, Steel Reinforced 5 Prong Base With 55mm Black Dual Wheel Casters.</p> <p>OPTIONS:</p> <table border="0"> <tr> <td>Carpet Caster - 2" Metal Balls</td> <td>\$131 (Set Of 5)</td> </tr> <tr> <td>Antique Bronze Hooded Caster - 2" Rubber Ball</td> <td>\$121 (Set Of 5)</td> </tr> <tr> <td>Brass Hooded Black Caster - 2" Dual Wheels</td> <td>\$68 (Set Of 5)</td> </tr> <tr> <td>Brass Scuff Plates</td> <td>\$84 (Set Of 5)</td> </tr> </table> <p>Available: Conrad Executive Seating</p> | Carpet Caster - 2" Metal Balls | \$131 (Set Of 5) | Antique Bronze Hooded Caster - 2" Rubber Ball | \$121 (Set Of 5) | Brass Hooded Black Caster - 2" Dual Wheels | \$68 (Set Of 5) | Brass Scuff Plates | \$84 (Set Of 5) |
| Carpet Caster - 2" Metal Balls | \$131 (Set Of 5) | | | | | | | | | |
| Antique Bronze Hooded Caster - 2" Rubber Ball | \$121 (Set Of 5) | | | | | | | | | |
| Brass Hooded Black Caster - 2" Dual Wheels | \$68 (Set Of 5) | | | | | | | | | |
| Brass Scuff Plates | \$84 (Set Of 5) | | | | | | | | | |
| ARCHED RESIN BASE | | Overall: 27"w 27"d 6.25"h | | | | | | | | |
|  | ARB | <p>Standard - No Charge Black Reinforced Nylon 5 Prong Base With 55mm Black Dual Wheel Casters.</p> <p>OPTIONS:</p> <table border="0"> <tr> <td>Black Sculptured Glides</td> <td>No Upcharge</td> </tr> </table> <p>Available: Conrad Executive Seating</p> | Black Sculptured Glides | No Upcharge | | | | | | |
| Black Sculptured Glides | No Upcharge | | | | | | | | | |
| POLISHED ALUMINUM BASE | | Overall: 26"w 26"d 8"h | | | | | | | | |
|  | PAB | <p>\$83 Polished Aluminum 5 Prong Base With 55mm Black Dual Wheel Casters</p> <p>OPTIONS:</p> <table border="0"> <tr> <td>C4 Black Sculptured Glides</td> <td>No Upcharge (Set Of 5)</td> </tr> <tr> <td>C5 Polished Aluminum Hooded Casters</td> <td>\$84 (Set Of 5)</td> </tr> </table> <p>Available: Conrad Executive Seating</p> | C4 Black Sculptured Glides | No Upcharge (Set Of 5) | C5 Polished Aluminum Hooded Casters | \$84 (Set Of 5) | | | | |
| C4 Black Sculptured Glides | No Upcharge (Set Of 5) | | | | | | | | | |
| C5 Polished Aluminum Hooded Casters | \$84 (Set Of 5) | | | | | | | | | |

| BASES / CASTERS / SCUFF PLATES | OPTION #: | SPECIFICATIONS LIST PRICES AVAILABILITY: |
|---|---|--|
| <p>HIGH PROFILE BASE</p>  | <p>HPB</p> <p><i>Overall: 26"w 26"d 8"h</i></p> <p>No Charge <i>Black Reinforced Nylon 5 Prong Base With 55mm Black Dual Wheel Casters</i></p> <p><i>Available: Conrad Executive Seating</i></p> | |
| <p>JURY BASE</p>  | <p>JRB</p> <p><i>Overall: 8.5" Diameter 3.75"h</i></p> <p>\$166 <i>360° Rotation, Self Centering With Pneumatic Height Adjustment</i></p> <p>OPTIONS: No Rotation</p> <p><i>Available: Conrad Executive Seating</i></p> | |
| <p>CASTERS</p> <div style="display: flex; flex-wrap: wrap;"> <div style="width: 50%;">  <p>(C1) Carpet Caster - 2" Metal Balls</p> </div> <div style="width: 50%;">  <p>(C2) Antique Bronze Hooded Caster - 2" Rubber Ball</p> </div> <div style="width: 50%;">  <p>(C3) Brass Hooded Black Caster - 2" Dual Wheels</p> </div> <div style="width: 50%;">  <p>(C4) Black Sculptured Glide - 2" Flat Bottom Glide</p> </div> <div style="width: 50%;">  <p>(C5) Polished Aluminum Caster - 2" Dual Wheels</p> </div> </div> | <p><i>Overall: 2"h</i></p> <p>C1 \$138 (Set Of 5) <i>Carpet Caster - 2" Metal Balls (Additional Finishes Available)</i></p> <p>C2 \$127 (Set Of 5) <i>Antique Bronze Hooded Caster - 2" Rubber Ball (Additional Finishes Available)</i></p> <p>C3 \$71 (Set Of 5) <i>Brass Hooded Black Caster - 2" Dual Wheels (Additional Finishes Available)</i></p> <p>C4 No Charge (Set Of 5) <i>Black Sculptured Glide - 2" Flat Bottom Glide</i></p> <p>C5 \$88 (Set Of 5) <i>Polished Aluminum Hooded Caster - 2" Dual Wheels</i></p> <p><i>Available: Conrad Executive Seating</i></p> | |
| <p>SCUFF PLATES</p>  | <p><i>Overall: 1"w 4"d</i></p> <p>SP \$88 (Set Of 5) <i>(Specify Brass Or Pewter)</i></p> <p><i>Available: Classic Base Only</i></p> | |

| STRETCHERS / BOOK RACK / STACKING / COVERS | OPTION #: | SPECIFICATIONS LIST PRICES AVAILABILITY: |
|--|---|--|
| <p>STRETCHERS</p>  | <p>ST-1</p> <p>Overall: 23"w 25"d 1"h</p> <p>\$83 Wooden Horizontal Stretchers</p> <p>Available: Conrad Guest Chairs</p> | |
| <p>BOOK RACK</p>  | <p>BR-1</p> <p>Overall: 23"w 25"d 1"h</p> <p>\$138 Wooden Horizontal Book Rack</p> <p>Available: Conrad Guest Chairs</p> | |
| <p>STACKING CARTS</p>  <p>Single Stacking</p> <p>Double Stacking</p> | <p>Overall: 26"w 37"d 12"h (Single Stacking Cart) / 37"w 50"d 12"h (Double Stacking Cart)</p> <p>D350-6 \$733 Single Stacking Cart (Stacks 6 Chairs)</p> <p>D350-12 \$1070 Double Stacking Cart (Stacks 12 Chairs)</p> <p>Available: Conrad Stacking Chairs</p> | |
| <p>CONTRASTING COVERS</p>  | <p>Overall: n/a</p> <p>CC \$110 <i>NOTE: If Two Or More Upholsteries Or Leathers Are Used On Any Piece Of Furniture, Then A Contrast Charge Will Apply Per Order. When Using Trinity Upholstery, The Higher Priced Upholstery Grade Will Be Used In Pricing, Unless It's Trinity Leather With Fabric Contrast Welt, Or COM With Trinity Contrast Welt, Then Contact Customer Service For Pricing.</i></p> <p>Available: Conrad Collection</p> | |