

Edge

LOUNGE / GUEST

Effective: August 1, 2022

T R I N I T Y

Date:

Page:

Modification:



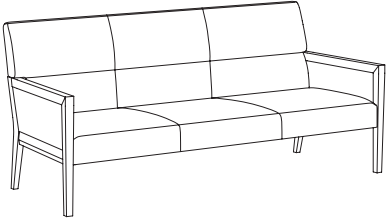
Description:

DESCRIPTION:

- Upholstery Frames: Hardwood & Plywood
- Seat: High Density Polyurethane Foam Over Sheet Webbing
- Back: High Density Polyurethane Foam Over Hardwood Frame
- Exposed Wood Frame: Solid Maple
- Lumbar Support
- 10 Year Warranty

OPTIONS:

- Feather Down & Polyester Pillows Available (See Page 5)
- Specify Exposed Wood Finish (See Page 6)




LOUNGE		ITEM #:	SPECIFICATIONS GRADES LIST PRICES:													
	371-P	Overall: 27"w 30.25"d 34.5"h Seat: 23.5"w 21"d 17.5"h	Arm: 23"h Weight: 35 lbs.	COM: 3.25 yds. COL: 59 sq.ft.											L1	L2
		COM	COL	1	2	3	4	5	6	7	8	9	10	L1	L2	
		1485	1634	1569	1652	1734	1817	1899	1982	2064	2147	2229	2311	2433	2729	
Tight Seat & Back																
	372-P	Overall: 51"w 30.25"d 34.5"h Seat: 47.5"w 21"d 17.5"h	Arm: 23"h Weight: 65 lbs.	COM: 5.25 yds. COL: 95 sq.ft.											L1	L2
		COM	COL	1	2	3	4	5	6	7	8	9	10	L1	L2	
		2063	2269	2225	2363	2500	2637	2775	2912	3050	3187	3325	3462	3661	4156	
Tight Seat & Back																
	373-P	Overall: 76.5"w 30.25"d 34.5"h Seat: 73"w 21"d 17.5"h	Arm: 23"h Weight: 95 lbs.	COM: 7.25 yds. COL: 131 sq.ft.											L1	L2
		COM	COL	1	2	3	4	5	6	7	8	9	10	L1	L2	
		2565	2821	2810	3002	3195	3387	3579	3772	3964	4157	4349	4541	2676	2714	
Tight Seat & Back																

DESCRIPTION:

- Upholstery Frames: Hardwood & Plywood
- Seat: High Density Polyurethane Foam Over Sheet Webbing
- Back: High Density Polyurethane Foam Over Hardwood Frame
- Exposed Wood Frame: Solid Maple
- Lumbar Support
- 10 Year Warranty

OPTIONS:

Feather Down & Polyester Pillows Available (See Page 5)
Specify Exposed Wood Finish (See Page 6)



LOUNGE	ITEM #:	SPECIFICATIONS GRADES LIST PRICES:													
	374-P	Overall: 27"w 30.25"d 34.5"h		Arm: 23"h		COM: 2.5 yds.									
		Seat: 23.5"w 21"d 17.5"h		Weight: 33 lbs.		COL: 45 sq.ft.									
		COM	COL	1	2	3	4	5	6	7	8	9	10	L1	L2
		1359	1495	1409	1471	1532	1594	1656	1718	1780	1842	1904	1965	2065	2287
		<i>Tight Seat & Back</i>													
	375-P	Overall: 51"w 30.25"d 34.5"h		Arm: 23"h		COM: 4.5 yds.									
		Seat: 47.5"w 21"d 17.5"h		Weight: 63 lbs.		COL: 81 sq.ft.									
		COM	COL	1	2	3	4	5	6	7	8	9	10	L1	L2
		1940	2134	2068	2185	2302	2418	2535	2652	2769	2886	3003	3119	3297	3717
		<i>Tight Seat & Back</i>													
	376-P	Overall: 76.5"w 30.25"d 34.5"h		Arm: 23"h		COM: 6.5 yds.									
		Seat: 73"w 21"d 17.5"h		Weight: 93 lbs.		COL: 117 sq.ft.									
		COM	COL	1	2	3	4	5	6	7	8	9	10	L1	L2
		2439	2682	2649	2821	2993	3165	3336	3508	3680	3852	4024	4195	5688	5860
		<i>Tight Seat & Back</i>													

DESCRIPTION:

- Upholstery Frames: Hardwood & Plywood
- Seat: High Density Polyurethane Foam Over Sheet Webbing
- Back: High Density Polyurethane Foam Over Hardwood Frame
- Exposed Wood Frame: Solid Maple
- Wallsaver Legs
- 10 Year Warranty

OPTIONS:

Specify Exposed Wood Finish (See Page 6)

GUEST	ITEM #:	SPECIFICATIONS GRADES LIST PRICES:													
SIDE CHAIR / CLOSED ARM / CLOSED BACK 		Overall: 22"w 24"d 33"h			Arm: 25"h			COM: 2 yds. (380) / 2 yds. (381)							
		Seat: 19.5"w 17.75"d 18.75"h			Weight: 26 lbs.			COL: 36 sq.ft. (380) / 36 sq.ft. (381)							
		COM	COL	1	2	3	4	5	6	7	8	9	10	L1	L2
	380	1022	1124	1062	1110	1159	1207	1255	1303	1351	1399	1447	1495	1550	1723
		<i>Upholstered Back / Tight Seat & Back</i>													
	381	1058	1163	1096	1144	1192	1241	1289	1337	1385	1433	1481	1529	1582	1755
		<i>Wood Back / Tight Seat & Back</i>													
SIDE CHAIR / OPEN ARM / OPEN BACK 		Overall: 22"w 24"d 33"h			Arm: 25"h			COM: 1.5 yds. (384) / 1.25 yds. (385)							
		Seat: 19.5"w 17.75"d 18.75"h			Weight: 17 lbs.			COL: 27 sq.ft. (384) / 23 sq.ft. (385)							
		COM	COL	1	2	3	4	5	6	7	8	9	10	L1	L2
	384	939	1033	970	1012	1053	1094	1135	1177	1218	1259	1300	1341	1392	1541
		<i>Upholstered Back / Tight Seat & Back</i>													
	385	962	1058	973	992	1019	1047	1074	1102	1129	1157	1184	1212	1249	1348
		<i>Wood Back / Tight Seat & Back</i>													

DESCRIPTION:



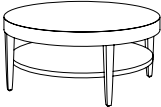

- Exposed Frames: Solid Maple, Self Edge, Vertical Direction
- Veneer Top: Maple
- 10 Year Warranty

OPTIONS:

Specify Exposed Wood Finish / Laminate (See Page 6)



Square Edge Profile Standard

TABLES		ITEM #:	SPECIFICATIONS GRADES LIST PRICES:													
<p>ROUND OCCASIONAL TABLE</p> 			<p>Overall: 22" Diameter 23"h Weight: 45 lbs.</p>													
			COM	COL	1	2	3	4	5	6	7	8	9	10	L1	L2
	322D23-V	1336	Veneer Face / Self Edge													
	322D23-C	1455	Solid Surface Face / Self Edge													
	322D23-G	2717	Etched Tempered Glass / Eased Edge													
<p>SQUARE OCCASIONAL TABLE</p> 			<p>Overall: 24"w 24"d 23"h Weight: 47 lbs.</p>													
			COM	COL	1	2	3	4	5	6	7	8	9	10	L1	L2
	3242423-V	1199	Veneer Face / Self Edge													
	3242423-C	1688	Solid Surface Face / Self Edge													
	3242423-G	3043	Etched Tempered Glass / Eased Edge													
<p>ROUND COFFEE TABLE</p> 			<p>Overall: 36" Diameter 16"h Weight: 65 lbs.</p>													
			COM	COL	1	2	3	4	5	6	7	8	9	10	L1	L2
	336D16-V	2190	Veneer Face / Self Edge													
	336D16-C	2674	Solid Surface Face / Self Edge													
	336D16-G	6349	Etched Tempered Glass / Eased Edge													
<p>SQUARE OCCASIONAL TABLE</p> 			<p>Overall: 24"w 24"d 16"h Weight: 40 lbs.</p>													
			COM	COL	1	2	3	4	5	6	7	8	9	10	L1	L2
	3242416-V	1158	Veneer Face / Self Edge													
	3242416-C	1659	Solid Surface Face / Self Edge													
	3242416-G	3020	Etched Tempered Glass / Eased Edge													

COVERS	OPTION #:	SPECIFICATIONS LIST PRICES AVAILABILITY:
<p>CONTRASTING COVERS</p> 	<p>Overall: n/a</p> <hr/> <p>CC \$129 <i>NOTE: If Two Or More Upholsteries Or Leathers Are Used On Any Piece Of Furniture, Then A Contrast Charge Will Apply Per Order. When Using Trinity Upholstery, The Higher Priced Upholstery Grade Will Be Used In Pricing, Unless It's Trinity Leather With Fabric Contrast Welt, Or COM With Trinity Contrast Welt, Then Contact Customer Service For Pricing.</i></p> <p>Available: Edge Collection</p>	