

# Facelift Evolve

---

FULLY UPHOLSTERED GUEST / TANDEM / TABLES

Effective: March 1, 2025

T R I N I T Y

**Date:**

**Page:**

**Modification:**

**Description:**

---

**DESCRIPTION:**

- Upholstery Frames: Steel, Plywood & Hardwood
- Seat: High Density Polyurethane Foam Over Strap Webbing
- Back: High Density Polyurethane Foam Over Plywood
- Upholstered Covers: Attached w/ Velcro / Removable For Maintenance
- Exposed Black Polyurethane Arm Caps Standard
- Exposed Black Polyester Legs Standard: Removable For Maintenance / Wallsaver Legs
- Antimicrobial Moisture Barrier Fully Encapsulates Seat & Back
- Leather Upholstery Not Available
- Adjustable Height Leveling Glides Standard
- Lifetime Warranty

**OPTIONS:**

- EPAC-1 Polyester Arm Cap (Specify Color) .....\$195 Each
- Specify Exposed Polyester Leg Finish (See Page 7)
- Table & Connecting Tables Available (See Facelift Evolve Guest/Tandem/Tables)


*NOTE: All Seating Configurations Are Viewed From Left To Right Facing. Please Attach A Layout Showing Seating Configuration w/ Your Order. Assembled Units Must Be Shipped In Configurations Of 3 Or Less.*

**GUEST / TANDEM**

ITEM #:

SPECIFICATIONS | GRADES | LIST PRICES:

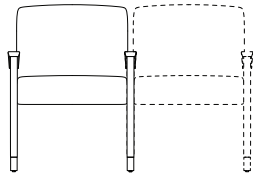
**FULLY UPHOLSTERED CHAIR**



**Overall:** 23.5"w 24"d 34"h      **Arm:** 25"h      **COM:** 3.75 yds.  
**Seat:** 20"w 19"d 18.5"h      **Weight:** 55 lbs.      **COL:** n/a

COM	COL	1	2	3	4	5	6	7	8	9	10	L1	L2
1880	N/A	1529	1626	1722	1818	1914	2010	2107	2203	2299	2395	N/A	N/A
<i>Closed Back / Tight Seat &amp; Back / Removable Upholstery / 350 lb. Weight Capacity</i>													
1880-R	N/A	358	474	589	704	820	935	1057	1179	1302	1424	N/A	N/A
<i>Replacement Upholstery Covers</i>													

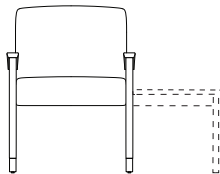
**FULLY UPHOLSTERED CHAIR / ACCEPTS CHAIR ON RIGHT**



**Overall:** 23.5"w 24"d 34"h      **Arm:** 25"h      **COM:** 3.75 yds.  
**Seat:** 20"w 19"d 18.5"h      **Weight:** 55 lbs.      **COL:** n/a

COM	COL	1	2	3	4	5	6	7	8	9	10	L1	L2
1880-C	N/A	1529	1626	1722	1818	1914	2010	2107	2203	2299	2395	N/A	N/A
<i>Closed Back / Tight Seat &amp; Back / Removable Upholstery / 350 lb. Weight Capacity</i>													
1880-R	N/A	358	474	589	704	820	935	1057	1179	1302	1424	N/A	N/A
<i>Replacement Upholstery Covers</i>													

**FULLY UPHOLSTERED CHAIR / ACCEPTS TABLE ON RIGHT**



**Overall:** 23.5"w 24"d 34"h      **Arm:** 25"h      **COM:** 3.75 yds.  
**Seat:** 20"w 19"d 18.5"h      **Weight:** 55 lbs.      **COL:** n/a

COM	COL	1	2	3	4	5	6	7	8	9	10	L1	L2
1880-T	N/A	1529	1626	1722	1818	1914	2010	2107	2203	2299	2395	N/A	N/A
<i>Closed Back / Tight Seat &amp; Back / Removable Upholstery / 350 lb. Weight Capacity</i>													
1880-R	N/A	358	474	589	704	820	935	1057	1179	1302	1424	N/A	N/A
<i>Replacement Upholstery Covers</i>													

**DESCRIPTION:**

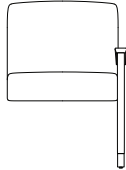
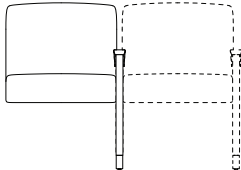
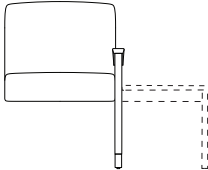
- Upholstery Frames: Steel, Plywood & Hardwood
- Seat: High Density Polyurethane Foam Over Strap Webbing
- Back: High Density Polyurethane Foam Over Plywood
- Upholstered Covers: Attached w/ Velcro / Removable For Maintenance
- Exposed Black Polyurethane Arm Caps Standard
- Exposed Black Polyester Legs Standard: Removable For Maintenance / Wallsaver Legs
- Antimicrobial Moisture Barrier Fully Encapsulates Seat & Back
- Leather Upholstery Not Available
- Adjustable Height Leveling Glides Standard
- Lifetime Warranty

**OPTIONS:**

- EPAC-1 Polyester Arm Cap (Specify Color) .....\$195 Each
- Specify Exposed Polyester Leg Finish (See Page 7)
- Table & Connecting Tables Available (See Facelift Evolve Guest/Tandem/Tables)

*NOTE: All Seating Configurations Are Viewed From Left To Right Facing. Please Attach A Layout Showing Seating Configuration w/ Your Order. Assembled Units Must Be Shipped In Configurations Of 3 Or Less.*

**TANDEM**

TANDEM		ITEM #:	SPECIFICATIONS   GRADES   LIST PRICES:												
	<b>ADD-A-SEAT</b>		<i>Overall: 21.75"w 24"d 34"h</i>			<i>Arm: 25"h</i>			<i>COM: 2.75 yds.</i>						
			<i>Seat: 20"w 19"d 18.5"h</i>			<i>Weight: 50 lbs.</i>			<i>COL: n/a</i>						
			<b>COM</b>	<b>COL</b>	<b>1</b>	<b>2</b>	<b>3</b>	<b>4</b>	<b>5</b>	<b>6</b>	<b>7</b>	<b>8</b>	<b>9</b>	<b>10</b>	<b>L1</b>
	<b>1881</b>	1013	N/A	1095	1164	1233	1302	1370	1439	1508	1576	1645	1714	N/A	N/A
		<i>Closed Back / Tight Seat &amp; Back / Removable Upholstery / 350 lb. Weight Capacity</i>													
	<b>1881-R</b>	109	N/A	268	351	433	516	598	681	770	859	948	1037	N/A	N/A
		<i>Replacement Upholstery Covers</i>													
	<b>ADD-A-SEAT / ACCEPTS SEAT ON RIGHT</b>		<i>Overall: 21.75"w 24"d 34"h</i>			<i>Arm: 25"h</i>			<i>COM: 2.75 yds.</i>						
			<i>Seat: 20"w 19"d 18.5"h</i>			<i>Weight: 50 lbs.</i>			<i>COL: n/a</i>						
			<b>COM</b>	<b>COL</b>	<b>1</b>	<b>2</b>	<b>3</b>	<b>4</b>	<b>5</b>	<b>6</b>	<b>7</b>	<b>8</b>	<b>9</b>	<b>10</b>	<b>L1</b>
	<b>1881-C</b>	1013	N/A	1095	1164	1233	1302	1370	1439	1508	1576	1645	1714	N/A	N/A
		<i>Closed Back / Tight Seat &amp; Back / Removable Upholstery / 350 lb. Weight Capacity</i>													
	<b>1881-R</b>	109	N/A	268	351	433	516	598	681	770	859	948	1037	N/A	N/A
		<i>Replacement Upholstery Covers</i>													
	<b>ADD-A-SEAT / ACCEPTS TABLE ON RIGHT</b>		<i>Overall: 21.75"w 24"d 34"h</i>			<i>Arm: 25"h</i>			<i>COM: 2.75 yds.</i>						
			<i>Seat: 20"w 19"d 18.5"h</i>			<i>Weight: 50 lbs.</i>			<i>COL: n/a</i>						
			<b>COM</b>	<b>COL</b>	<b>1</b>	<b>2</b>	<b>3</b>	<b>4</b>	<b>5</b>	<b>6</b>	<b>7</b>	<b>8</b>	<b>9</b>	<b>10</b>	<b>L1</b>
	<b>1881-T</b>	1013	N/A	1095	1164	1233	1302	1370	1439	1508	1576	1645	1714	N/A	N/A
		<i>Closed Back / Tight Seat &amp; Back / Removable Upholstery / 350 lb. Weight Capacity</i>													
	<b>1881-R</b>	109	N/A	268	351	433	516	598	681	770	859	948	1037	N/A	N/A
		<i>Replacement Upholstery Covers</i>													

**DESCRIPTION:**

- Upholstery Frames: Steel, Plywood & Hardwood
- Seat: High Density Polyurethane Foam Over Strap Webbing
- Back: High Density Polyurethane Foam Over Plywood
- Upholstered Covers: Attached w/ Velcro / Removable For Maintenance
- Exposed Black Polyurethane Arm Caps Standard
- Exposed Black Polyester Legs Standard: Removable For Maintenance / Wallsaver Legs
- Antimicrobial Moisture Barrier Fully Encapsulates Seat & Back
- Leather Upholstery Not Available
- Adjustable Height Leveling Glides Standard
- Lifetime Warranty

**OPTIONS:**

- EPAC-1 Polyester Arm Cap (Specify Color) .....\$195 Each
- Specify Exposed Polyester Leg Finish (See Page 7)
- Table & Connecting Tables Available (See Facelift Evolve Guest/Tandem/Tables)

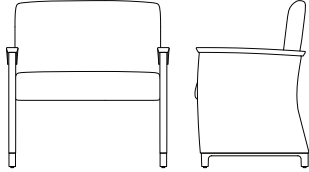
*NOTE: All Seating Configurations Are Viewed From Left To Right Facing. Please Attach A Layout Showing Seating Configuration w/ Your Order. Assembled Units Must Be Shipped In Configurations Of 3 Or Less.*

**BARIATRIC / TANDEM**

ITEM #:

SPECIFICATIONS | GRADES | LIST PRICES:

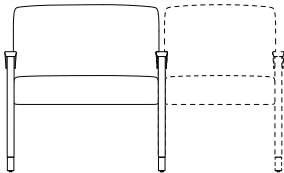
**FULLY UPHOLSTERED BARIATRIC CHAIR**



**Overall:** 33.5"w 24"d 34"h      **Arm:** 25"h      **COM:** 4.25 yds.  
**Seat:** 30"w 19"d 18.5"h      **Weight:** 65 lbs.      **COL:** n/a

COM	COL	1	2	3	4	5	6	7	8	9	10	L1	L2
1882	N/A	1830	1940	2050	2160	2270	2380	2490	2600	2710	2820	N/A	N/A
<i>Closed Back / Tight Seat &amp; Back / Removable Upholstery / 500 lb. Weight Capacity</i>													
1882-R	N/A	404	536	668	800	932	1064	1196	1328	1460	1592	N/A	N/A
<i>Replacement Upholstery Covers</i>													

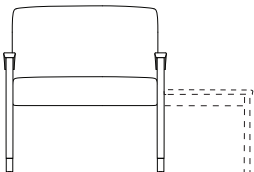
**FULLY UPHOLSTERED BARIATRIC CHAIR / ACCEPTS CHAIR ON RIGHT**



**Overall:** 33.5"w 24"d 34"h      **Arm:** 25"h      **COM:** 4.25 yds.  
**Seat:** 30"w 19"d 18.5"h      **Weight:** 65 lbs.      **COL:** n/a

COM	COL	1	2	3	4	5	6	7	8	9	10	L1	L2
1882-C	N/A	1830	1940	2050	2160	2270	2380	2490	2600	2710	2820	N/A	N/A
<i>Closed Back / Tight Seat &amp; Back / Removable Upholstery / 500 lb. Weight Capacity</i>													
1882-R	N/A	404	536	668	800	932	1064	1196	1328	1460	1592	N/A	N/A
<i>Replacement Upholstery Covers</i>													

**FULLY UPHOLSTERED BARIATRIC CHAIR / ACCEPTS TABLE ON RIGHT**



**Overall:** 33.5"w 24"d 34"h      **Arm:** 25"h      **COM:** 4.25 yds.  
**Seat:** 30"w 19"d 18.5"h      **Weight:** 65 lbs.      **COL:** n/a

COM	COL	1	2	3	4	5	6	7	8	9	10	L1	L2
1882-T	N/A	1830	1940	2050	2160	2270	2380	2490	2600	2710	2820	N/A	N/A
<i>Closed Back / Tight Seat &amp; Back / Removable Upholstery / 500 lb. Weight Capacity</i>													
1882-R	N/A	404	536	668	800	932	1064	1196	1328	1460	1592	N/A	N/A
<i>Replacement Upholstery Covers</i>													

**DESCRIPTION:**

- Upholstery Frames: Steel, Plywood & Hardwood
- Seat: High Density Polyurethane Foam Over Strap Webbing
- Back: High Density Polyurethane Foam Over Plywood
- Upholstered Covers: Attached w/ Velcro / Removable For Maintenance
- Exposed Black Polyurethane Arm Caps Standard
- Exposed Black Polyester Legs Standard: Removable For Maintenance / Wallsaver Legs
- Antimicrobial Moisture Barrier Fully Encapsulates Seat & Back
- Leather Upholstery Not Available
- Adjustable Height Leveling Glides Standard
- Lifetime Warranty

**OPTIONS:**

- EPAC-1 Polyester Arm Cap (Specify Color) .....\$195 Each
- Specify Exposed Polyester Leg Finish (See Page 7)
- Table & Connecting Tables Available (See Facelift Evolve Guest/Tandem/Tables)

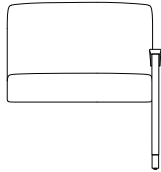
*NOTE: All Seating Configurations Are Viewed From Left To Right Facing. Please Attach A Layout Showing Seating Configuration w/ Your Order. Assembled Units Must Be Shipped In Configurations Of 3 Or Less.*

**BARIATRIC / TANDEM**

ITEM #:

SPECIFICATIONS | GRADES | LIST PRICES:

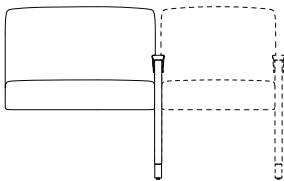
**BARIATRIC ADD-A-SEAT**



**Overall:** 31.75"w 24"d 34"h      **Arm:** 25"h      **COM:** 3.25 yds.  
**Seat:** 30"w 19"d 18.5"h      **Weight:** 62 lbs.      **COL:** n/a

COM	COL	1	2	3	4	5	6	7	8	9	10	L1	L2
1883	N/A	1392	1468	1543	1619	1695	1770	1846	1921	1997	2073	N/A	N/A
<i>Closed Back / Tight Seat &amp; Back / Removable Upholstery / 500 lb. Weight Capacity</i>													
1883-R	N/A	300	391	481	572	663	754	844	935	1026	1116	N/A	N/A
<i>Replacement Upholstery Covers</i>													

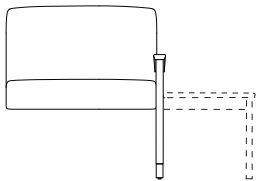
**BARIATRIC ADD-A-SEAT / ACCEPTS SEAT ON RIGHT**



**Overall:** 31.75"w 24"d 34"h      **Arm:** 25"h      **COM:** 3.25 yds.  
**Seat:** 30"w 19"d 18.5"h      **Weight:** 62 lbs.      **COL:** n/a

COM	COL	1	2	3	4	5	6	7	8	9	10	L1	L2
1883-C	N/A	1392	1468	1543	1619	1695	1770	1846	1921	1997	2073	N/A	N/A
<i>Closed Back / Tight Seat &amp; Back / Removable Upholstery / 500 lb. Weight Capacity</i>													
1883-R	N/A	300	391	481	572	663	754	844	935	1026	1116	N/A	N/A
<i>Replacement Upholstery Covers</i>													

**BARIATRIC ADD-A-SEAT / ACCEPTS TABLE ON RIGHT**



**Overall:** 31.75"w 24"d 34"h      **Arm:** 25"h      **COM:** 3.25 yds.  
**Seat:** 30"w 19"d 18.5"h      **Weight:** 62 lbs.      **COL:** n/a

COM	COL	1	2	3	4	5	6	7	8	9	10	L1	L2
1883-T	N/A	1392	1468	1543	1619	1695	1770	1846	1921	1997	2073	N/A	N/A
<i>Closed Back / Tight Seat &amp; Back / Removable Upholstery / 500 lb. Weight Capacity</i>													
1883-R	N/A	300	391	481	572	663	754	844	935	1026	1116	N/A	N/A
<i>Replacement Upholstery Covers</i>													

**DESCRIPTION:**

- Upholstery Frames: Steel, Plywood & Hardwood
- Seat: High Density Polyurethane Foam Over Strap Webbing
- Back: High Density Polyurethane Foam Over Plywood
- Upholstered Covers: Attached w/ Velcro / Removable For Maintenance
- Exposed Black Polyurethane Arm Caps Standard
- Exposed Black Polyester Legs Standard: Removable For Maintenance / Wallsaver Legs
- Antimicrobial Moisture Barrier Fully Encapsulates Seat & Back
- Leather Upholstery Not Available
- Adjustable Height Leveling Glides Standard
- Lifetime Warranty

**OPTIONS:**

- EPAC-1 Polyester Arm Cap (Specify Color) .....\$195 Each
- Specify Exposed Polyester Leg Finish (See Page 7)
- Table & Connecting Tables Available (See Facelift Evolve Guest/Tandem/Tables)

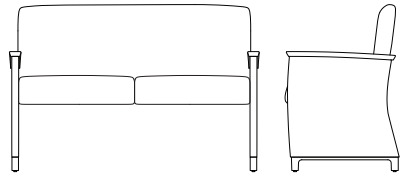
*NOTE: All Seating Configurations Are Viewed From Left To Right Facing. Please Attach A Layout Showing Seating Configuration w/ Your Order. Assembled Units Must Be Shipped In Configurations Of 3 Or Less.*

**GUEST / TANDEM**

ITEM #:

SPECIFICATIONS | GRADES | LIST PRICES:

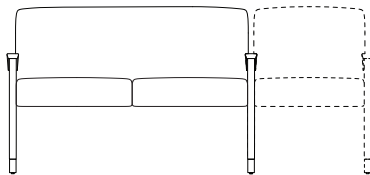
**FULLY UPHOLSTERED TWO PLACE SOFA**



**Overall:** 51.5"w 24"d 34"h      **Arm:** 25"h      **COM:** 5.5 yds.  
**Seat:** 48"w 19"d 18.5"h      **Weight:** 75 lbs.      **COL:** n/a

COM	COL	1	2	3	4	5	6	7	8	9	10	L1	L2
1884	N/A	2285	2429	2574	2718	2862	3007	3151	3295	3440	3584	N/A	N/A
<i>Closed Back / Tight Seat &amp; Back / Removable Upholstery / 750 lb. Weight Capacity</i>													
1884-R	N/A	519	692	865	1038	1212	1385	1558	1731	1904	2077	N/A	N/A
<i>Replacement Upholstery Covers</i>													

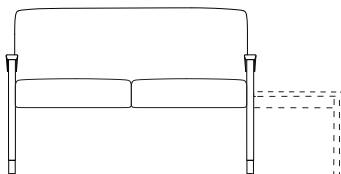
**FULLY UPHOLSTERED TWO PLACE SOFA / ACCEPTS CHAIR ON RIGHT**



**Overall:** 51.5"w 24"d 34"h      **Arm:** 25"h      **COM:** 5.5 yds.  
**Seat:** 48"w 19"d 18.5"h      **Weight:** 75 lbs.      **COL:** n/a

COM	COL	1	2	3	4	5	6	7	8	9	10	L1	L2
1884-C	N/A	2285	2429	2574	2718	2862	3007	3151	3295	3440	3584	N/A	N/A
<i>Closed Back / Tight Seat &amp; Back / Removable Upholstery / 750 lb. Weight Capacity</i>													
1884-R	N/A	519	692	865	1038	1212	1385	1558	1731	1904	2077	N/A	N/A
<i>Replacement Upholstery Covers</i>													

**FULLY UPHOLSTERED TWO PLACE SOFA / ACCEPTS TABLE ON RIGHT**



**Overall:** 51.5"w 24"d 34"h      **Arm:** 25"h      **COM:** 5.5 yds.  
**Seat:** 48"w 19"d 18.5"h      **Weight:** 75 lbs.      **COL:** n/a

COM	COL	1	2	3	4	5	6	7	8	9	10	L1	L2
1884-T	N/A	2285	2429	2574	2718	2862	3007	3151	3295	3440	3584	N/A	N/A
<i>Closed Back / Tight Seat &amp; Back / Removable Upholstery / 750 lb. Weight Capacity</i>													
1884-R	N/A	519	692	865	1038	1212	1385	1558	1731	1904	2077	N/A	N/A
<i>Replacement Upholstery Covers</i>													

**DESCRIPTION:**

- Upholstery Frames: Steel, Plywood & Hardwood
- Seat: High Density Polyurethane Foam Over Strap Webbing
- Back: High Density Polyurethane Foam Over Plywood
- Upholstered Covers: Attached w/ Velcro / Removable For Maintenance
- Exposed Black Polyurethane Arm Caps Standard
- Exposed Black Polyester Legs Standard: Removable For Maintenance / Wallsaver Legs
- Antimicrobial Moisture Barrier Fully Encapsulates Seat & Back
- Leather Upholstery Not Available
- Adjustable Height Leveling Glides Standard
- Lifetime Warranty

**OPTIONS:**

- EPAC-1 Polyester Arm Cap (Specify Color) .....\$195 Each
- Specify Exposed Polyester Leg Finish (See Page 7)
- Table & Connecting Tables Available (See Facelift Evolve Guest/Tandem/Tables)

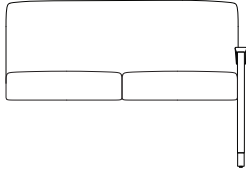
*NOTE: All Seating Configurations Are Viewed From Left To Right Facing. Please Attach A Layout Showing Seating Configuration w/ Your Order. Assembled Units Must Be Shipped In Configurations Of 3 Or Less.*

**GUEST / TANDEM**

ITEM #:

SPECIFICATIONS | GRADES | LIST PRICES:

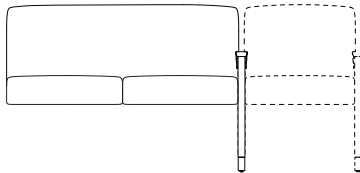
**TWO PLACE ADD-A-SEAT**



**Overall:** 49.75"w 24"d 34"h      **Arm:** 25"h      **COM:** 4.5 yds.  
**Seat:** 48"w 19"d 18.5"h      **Weight:** 72 lbs.      **COL:** n/a

COM	COL	1	2	3	4	5	6	7	8	9	10	L1	L2
1885	N/A	1166	1283	1400	1517	1634	1750	1867	1984	2101	2218	N/A	N/A
<i>Closed Back / Tight Seat &amp; Back / Removable Upholstery / 750 lb. Weight Capacity</i>													
1885-R	N/A	425	566	706	846	986	1126	1267	1407	1547	1687	N/A	N/A
<i>Replacement Upholstery Covers</i>													

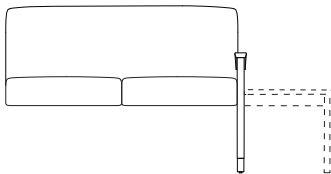
**TWO PLACE ADD-A-SEAT / ACCEPTS SEAT ON RIGHT**



**Overall:** 49.75"w 24"d 34"h      **Arm:** 25"h      **COM:** 4.5 yds.  
**Seat:** 48"w 19"d 18.5"h      **Weight:** 72 lbs.      **COL:** n/a



COM	COL	1	2	3	4	5	6	7	8	9	10	L1	L2
1885-C	N/A	1166	1283	1400	1517	1634	1750	1867	1984	2101	2218	N/A	N/A
<i>Closed Back / Tight Seat &amp; Back / Removable Upholstery / 750 lb. Weight Capacity</i>													
1885-R	N/A	425	566	706	846	986	1126	1267	1407	1547	1687	N/A	N/A
<i>Replacement Upholstery Covers</i>													

**TWO PLACE ADD-A-SEAT / ACCEPTS TABLE ON RIGHT**



**Overall:** 49.75"w 24"d 34"h      **Arm:** 25"h      **COM:** 4.5 yds.  
**Seat:** 48"w 19"d 18.5"h      **Weight:** 72 lbs.      **COL:** n/a

COM	COL	1	2	3	4	5	6	7	8	9	10	L1	L2
1885-T	N/A	1166	1283	1400	1517	1634	1750	1867	1984	2101	2218	N/A	N/A
<i>Closed Back / Tight Seat &amp; Back / Removable Upholstery / 750 lb. Weight Capacity</i>													
1885-R	N/A	425	566	706	846	986	1126	1267	1407	1547	1687	N/A	N/A
<i>Replacement Upholstery Covers</i>													

ARM CAPS / COVERS	OPTION #:	SPECIFICATIONS   LIST PRICES   AVAILABILITY:
<p data-bbox="86 178 292 210"><b>POLYESTER ARM CAPS</b></p> 	<p data-bbox="570 178 828 210"><i>Overall: 2.75"w 22.5"d 1.125"h</i></p> <hr/> <p data-bbox="570 262 844 325"><b>EPAC-1</b> \$195 Each - POLYESTER <i>Polyester Arm Cap (Specify Exposed)</i></p> <p data-bbox="570 367 974 399"><i>Available: Facelift Evolve Fully Upholstered Collection</i></p>	
<p data-bbox="86 640 292 672"><b>CONTRASTING COVERS</b></p> 	<p data-bbox="570 640 682 672"><i>Overall: N/A</i></p> <hr/> <p data-bbox="570 724 1477 829"><b>CC</b> \$129 <i>NOTE: If Two Or More Upholsteries Or Leathers Are Used On Any Piece Of Furniture, Then A Contrast Charge Will Apply Per Order. When Using Trinity Upholstery, The Higher Priced Upholstery Grade Will Be Used In Pricing, Unless It's Trinity Leather With Fabric Contrast Welt, Or COM With Trinity Contrast Welt, Then Contact Customer Service For Pricing.</i></p> <p data-bbox="570 871 974 903"><i>Available: Facelift Evolve Fully Upholstered Collection</i></p>	