

# Facelift Evolve

---

HEALTHCARE MOTION

Effective: March 1, 2025

T R I N I T Y

**Date:**

**Page:**

**Modification:**

**Description:**

---





**DESCRIPTION:**

- Upholstery Frames: Steel, Plywood & Hardwood
- Seat: High Density Polyurethane Foam Over Strap Webbing
- Back: High Density Polyurethane Foam Over Sinuous Wire Springs
- Upholstered Covers: Attached w/ Velcro / Removable For Maintenance
- Exposed Wood Legs: Solid Hardwood / Removable For Maintenance
- Antimicrobial Moisture Barrier Fully Encapsulates All Foam Areas
- Leather Upholstery Not Available
- Lifetime Warranty

**OPTIONS:**

- Closed Arm Panels (See 1800-PL / 1800-PR Item #'s - Facelift Guest)
- Specify Exposed Wood Finish (See Page 6)

*NOTE: All Seating Configurations Are Viewed From Left To Right Facing. Please Attach A Layout Showing Seating Configuration w/ Your Order. Assembled Units Must Be Shipped In Configurations Of 3 Or Less.*

PATIENT	ITEM #:	SPECIFICATIONS   GRADES   LIST PRICES:													
		<b>Overall:</b> 23.75"w 24"d 38"h			<b>Arm:</b> 29.5"h			<b>COM:</b> 1.75 yds.							
		<b>Seat:</b> 20.25"w 19"d 24"h			<b>Weight:</b> 40 lbs.			<b>COL:</b> n/a							
		<b>COM</b>	<b>COL</b>	<b>1</b>	<b>2</b>	<b>3</b>	<b>4</b>	<b>5</b>	<b>6</b>	<b>7</b>	<b>8</b>	<b>9</b>	<b>10</b>	<b>L1</b>	<b>L2</b>
	<b>1820-H</b>	1299	N/A	1315	1358	1402	1445	1488	1532	1575	1618	1662	1705	N/A	N/A
		<i>Tight Seat &amp; Back / Removable Upholstery / 350 lb. Weight Capacity</i>													
	<b>1820-R</b>	150	N/A	237	284	332	379	426	474	521	569	616	664	N/A	N/A
		<i>Replacement Upholstery Covers</i>													
		<b>Overall:</b> 23.75"w 24"d 38"h			<b>Arm:</b> 29.5"h			<b>COM:</b> 1.75 yds.							
		<b>Seat:</b> 20.25"w 19"d 24"h			<b>Weight:</b> 40 lbs.			<b>COL:</b> n/a							
		<b>COM</b>	<b>COL</b>	<b>1</b>	<b>2</b>	<b>3</b>	<b>4</b>	<b>5</b>	<b>6</b>	<b>7</b>	<b>8</b>	<b>9</b>	<b>10</b>	<b>L1</b>	<b>L2</b>
	<b>1822-H</b>	1336	N/A	1350	1393	1436	1480	1523	1566	1610	1653	1696	1739	N/A	N/A
		<i>Tight Seat &amp; Back / Removable Upholstery / 350 lb. Weight Capacity</i>													
	<b>1820-R</b>	150	N/A	237	284	332	379	426	474	521	569	616	664	N/A	N/A
		<i>Replacement Upholstery Covers</i>													
		<b>Overall:</b> 23.5"w 28.75"d 45"h			<b>Arm:</b> 25"h			<b>COM:</b> 2.25 yds.							
		<b>Seat:</b> 20"w 19"d 18.5"h			<b>Weight:</b> 40 lbs.			<b>COL:</b> n/a							
		<b>COM</b>	<b>COL</b>	<b>1</b>	<b>2</b>	<b>3</b>	<b>4</b>	<b>5</b>	<b>6</b>	<b>7</b>	<b>8</b>	<b>9</b>	<b>10</b>	<b>L1</b>	<b>L2</b>
	<b>1824-RK</b>	1419	N/A	1457	1514	1572	1630	1688	1745	1803	1861	1919	1976	N/A	N/A
		<i>Tight Seat &amp; Back / Removable Upholstery / 350 lb. Weight Capacity</i>													
	<b>1824-R</b>	155	N/A	273	336	400	463	526	589	652	716	779	842	N/A	N/A
		<i>Replacement Upholstery Covers</i>													
		See Available Footstools Next Page													
		<b>Overall:</b> 23.5"w 28.75"d 45"h			<b>Arm:</b> 25"h			<b>COM:</b> 2.25 yds.							
		<b>Seat:</b> 20"w 19"d 18.5"h			<b>Weight:</b> 40 lbs.			<b>COL:</b> n/a							
		<b>COM</b>	<b>COL</b>	<b>1</b>	<b>2</b>	<b>3</b>	<b>4</b>	<b>5</b>	<b>6</b>	<b>7</b>	<b>8</b>	<b>9</b>	<b>10</b>	<b>L1</b>	<b>L2</b>
	<b>1825-RK</b>	1437	N/A	1474	1532	1590	1647	1705	1763	1820	1878	1936	1994	N/A	N/A
		<i>Tight Seat &amp; Back / Removable Upholstery / 350 lb. Weight Capacity</i>													
	<b>1824-R</b>	155	N/A	273	336	400	463	526	589	652	716	779	842	N/A	N/A
		<i>Replacement Upholstery Covers</i>													
		See Available Footstools Next Page													



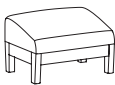
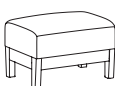
**DESCRIPTION:**

- Upholstery Frames: Steel, Plywood & Hardwood
- Seat: High Density Polyurethane Foam Over Strap Webbing
- Back: High Density Polyurethane Foam Over Sinuous Wire Springs
- Upholstered Covers: Attached w/ Velcro / Removable For Maintenance
- Exposed Wood Legs: Solid Hardwood / Removable For Maintenance
- Antimicrobial Moisture Barrier Fully Encapsulates All Foam Areas
- Leather Upholstery Not Available
- Lifetime Warranty

**OPTIONS:**

- Closed Arm Panels (See 1800-PL / 1800-PR Item #'s - Facelift Guest)
- Specify Exposed Wood Finish (See Page 6)

*NOTE: All Seating Configurations Are Viewed From Left To Right Facing. Please Attach A Layout Showing Seating Configuration w/ Your Order. Assembled Units Must Be Shipped In Configurations Of 3 Or Less.*

PATIENT CHAIR / FOOTSTOOL		ITEM #:	SPECIFICATIONS   GRADES   LIST PRICES:													
	<b>HIGH BACK PATIENT CHAIR / WOOD ARMS</b>		<i>Overall: 23.5"w 26"d 45"h</i>			<i>Arm: 25"h</i>			<i>COM: 2.25 yds.</i>							
	<i>Seat: 20"w 19"d 18.5"h</i>			<i>Weight: 50 lbs.</i>			<i>COL: n/a</i>									
			<b>COM</b>	<b>COL</b>	<b>1</b>	<b>2</b>	<b>3</b>	<b>4</b>	<b>5</b>	<b>6</b>	<b>7</b>	<b>8</b>	<b>9</b>	<b>10</b>	<b>L1</b>	<b>L2</b>
	<b>1824</b>		1382	N/A	1408	1458	1509	1549	1610	1660	1711	1761	1812	1862	N/A	N/A
	<b>1824-R</b>		155	N/A	273	336	400	463	526	589	652	716	779	842	N/A	N/A
	<b>Headrest/Lumbar</b>		74	N/A	98	111	127	142	155	170	184	200	213	228	N/A	N/A
			<i>COM: .75 yds.</i>													
See Available Footstools Below																
	<b>HIGH BACK PATIENT CHAIR / URETHANE ARMS</b>		<i>Overall: 23.5"w 26"d 45"h</i>			<i>Arm: 25"h</i>			<i>COM: 2.25 yds.</i>							
	<i>Seat: 20"w 19"d 18.5"h</i>			<i>Weight: 50 lbs.</i>			<i>COL: n/a</i>									
			<b>COM</b>	<b>COL</b>	<b>1</b>	<b>2</b>	<b>3</b>	<b>4</b>	<b>5</b>	<b>6</b>	<b>7</b>	<b>8</b>	<b>9</b>	<b>10</b>	<b>L1</b>	<b>L2</b>
	<b>1825</b>		1388	N/A	1428	1486	1543	1601	1659	1717	1774	1832	1890	1947	N/A	N/A
	<b>1824-R</b>		155	N/A	273	336	400	463	526	589	652	716	779	842	N/A	N/A
	<b>Headrest/Lumbar</b>		74	N/A	98	111	127	142	155	170	184	200	213	228	N/A	N/A
			<i>COM: .75 yds.</i>													
See Available Footstools Below																
	<b>OTTOMAN / FOOTSTOOL / SLOPED / STOWS UNDER ALL PATIENT &amp; GLIDER CHAIRS</b>		<i>Overall: 18"w 15"d 12"h</i>			<i>Arm: n/a</i>			<i>COM: 1.25 yds.</i>							
	<i>Seat: n/a</i>			<i>Weight: 27 lbs.</i>			<i>COL: n/a</i>									
			<b>COM</b>	<b>COL</b>	<b>1</b>	<b>2</b>	<b>3</b>	<b>4</b>	<b>5</b>	<b>6</b>	<b>7</b>	<b>8</b>	<b>9</b>	<b>10</b>	<b>L1</b>	<b>L2</b>
	<b>1834</b>		377	N/A	415	443	472	501	530	559	588	617	646	674	N/A	N/A
	<b>1834-R</b>		86	N/A	145	176	208	239	271	303	334	366	397	429	N/A	N/A
			<i>Replacement Upholstery Cover</i>													
	<b>OTTOMAN / FOOTSTOOL / FLAT / STOWS UNDER ALL PATIENT &amp; GLIDER CHAIRS</b>		<i>Overall: 18"w 15"d 12"h</i>			<i>Arm: n/a</i>			<i>COM: 1.25 yds.</i>							
	<i>Seat: n/a</i>			<i>Weight: 27 lbs.</i>			<i>COL: n/a</i>									
			<b>COM</b>	<b>COL</b>	<b>1</b>	<b>2</b>	<b>3</b>	<b>4</b>	<b>5</b>	<b>6</b>	<b>7</b>	<b>8</b>	<b>9</b>	<b>10</b>	<b>L1</b>	<b>L2</b>
	<b>1835</b>		402	N/A	438	467	495	524	553	582	611	640	669	697	N/A	N/A
	<b>1835-R</b>		86	N/A	145	176	208	239	271	303	334	366	397	429	N/A	N/A
			<i>Replacement Upholstery Cover</i>													

**DESCRIPTION:**

- Upholstery Frames: Steel, Plywood & Hardwood
- Seat: High Density Polyurethane Foam Over Sheet Webbing
- Back: High Density Polyurethane Foam Over Polypropylene Webbing
- Upholstered Covers: Attached w/ Velcro / Removable For Maintenance
- Removable Bolster Pillow For 1845 / 1846 (5" Diameter)
- Antimicrobial Moisture Barrier Fully Encapsulates All Foam Areas
- Double Needle Stitching Standard
- Metal To Metal Connections For All Hardware Assembly
- Leather Upholstery Not Available
- Lifetime Warranty


**OPTIONS:**

- EWAC-1 Solid Wood Arm Caps (Set Of 2) .....\$243
  - EUAC-1 Black Urethane Arm Caps (Set Of 2).....\$249
  - EPAC-2 Black Polyester Arm Caps (Set Of 2).....\$393
  - LC Locking Casters (Set Of 2).....\$44
  - NLC Non-Locking Casters (Set Of 2).....\$37
  - 3LC 3" Locking Casters - #1847 Model Only (Set Of 2).....\$218
  - PM1 Power/Data Module (1-Power / 1-USB 2 Port Simplex Charger) .....\$859
- (Additional Power/Data Modules Available - See Evolve Options)  
 Feather Down & Polyester Pillows Available (See Page 5)  
 Specify Exposed Wood Finish (See Page 6)  
 Tablet Arm / Cup Holder Options (See Facelift Evolve Healthcare Options Pages)

**SLEEPOVER UNITS**

**ITEM #: SPECIFICATIONS | GRADES | LIST PRICES:**

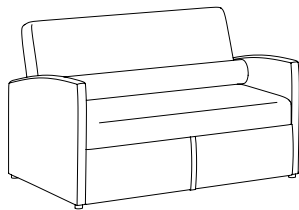
**LOUNGE CHAIR / FULLY UPHOLSTERED**



Healthcare Motion

		<b>Overall:</b> 33.5" w 34.5" d 33" h					<b>Overall Length:</b> 84" d					<b>Arm:</b> 24" h		<b>COM:</b> 6.5 yds.	
		<b>Sleep Area:</b> 28" w 80" d					<b>Seat:</b> 28" w 23" d 17.5" h					<b>Weight:</b> 175 lbs.		<b>COL:</b> n/a	
<b>COM</b>	<b>COL</b>	<b>1</b>	<b>2</b>	<b>3</b>	<b>4</b>	<b>5</b>	<b>6</b>	<b>7</b>	<b>8</b>	<b>9</b>	<b>10</b>	<b>L1</b>	<b>L2</b>		
1845	N/A	4808	4989	5169	5349	5530	5710	5891	6071	6251	6432	N/A	N/A		
<i>Tight Seat &amp; Back / Removable Upholstery / 500 lbs. Weight Capacity</i>															
1845-R	N/A	702	900	1097	1295	1493	1690	1888	2085	2283	2480	N/A	N/A		
<i>Replacement Upholstery Covers</i>															

**TWO PLACE SOFA / FULLY UPHOLSTERED**



Healthcare Motion

		<b>Overall:</b> 53" w 34.5" d 33" h					<b>Overall Length:</b> 84" d					<b>Arm:</b> 24" h		<b>COM:</b> 9 yds.	
		<b>Sleep Area:</b> 48" w 80" d					<b>Seat:</b> 48" w 23" d 17.5" h					<b>Weight:</b> 220 lbs.		<b>COL:</b> n/a	
<b>COM</b>	<b>COL</b>	<b>1</b>	<b>2</b>	<b>3</b>	<b>4</b>	<b>5</b>	<b>6</b>	<b>7</b>	<b>8</b>	<b>9</b>	<b>10</b>	<b>L1</b>	<b>L2</b>		
1846	N/A	6179	6431	6684	6937	7189	7442	7694	7947	8199	8452	N/A	N/A		
<i>Tight Seat &amp; Back / Removable Upholstery / 750 lbs. Weight Capacity</i>															
1846-R	N/A	919	1195	1472	1749	2025	2302	2579	2855	3132	3408	N/A	N/A		
<i>Replacement Upholstery Covers</i>															


**FOUR POSITION ADJUSTMENT FOR 1845 / 1846**

See [Replay Healthcare Motion And Revival Healthcare Motion \(Page 242\)](#) For Additional Sleepover Units.



1) Closed Position      2) Ottoman Position      3) Chaise Position      4) Full-Recline Position  
 Overall Length - 84" d

**BACK-FLIP SLEEPER SOFA**





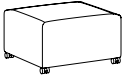




		<b>Overall:</b> 76" w 36" d 36" h					<b>Arm:</b> 24.5" h					<b>COM:</b> 12.25 yds.	
		<b>Sleep Area:</b> 70" w 31" d 20" h					<b>Weight:</b> 235 lbs.					<b>COL:</b> n/a	
<b>COM</b>	<b>COL</b>	<b>1</b>	<b>2</b>	<b>3</b>	<b>4</b>	<b>5</b>	<b>6</b>	<b>7</b>	<b>8</b>	<b>9</b>	<b>10</b>	<b>L1</b>	<b>L2</b>
1847	N/A	4766	5113	5459	5805	6152	6498	6844	7191	7537	7883	N/A	N/A
<i>Tight Seat &amp; Back / Removable Upholstery / 1000 lbs. Weight Capacity</i>													
1847-R	N/A	1945	2324	2703	3083	3462	3841	4221	4600	4979	5359	N/A	N/A
<i>Replacement Upholstery Covers</i>													

**DESCRIPTION:**

- Upholstery Frames: Steel, Plywood & Hardwood
- Seat: High Density Polyurethane Foam Over Sheet Webbing
- Back: High Density Polyurethane Foam Over Polypropylene Webbing
- Upholstered Covers: Attached w/ Velcro / Removable For Maintenance
- Antimicrobial Moisture Barrier Fully Encapsulates All Foam Areas
- Double Needle Stitching Standard
- Exposed Wood Legs: Solid Hardwood / Removable For Maintenance
- Leather Upholstery Not Available
- Lifetime Warranty

**OPTIONS:**

- EWAC-1 Solid Wood Arm Caps (Set Of 2) .....\$243
  - EUAC-1 Black Urethane Arm Caps (Set Of 2).....\$249
  - EPAC-2 Black Polyester Arm Caps (Set Of 2).....\$393
  - ARL Brushed Aluminum Round Legs (Set Of 4).....\$353
  - WR Wood Ring Base - Replaces Metal Base On 1854-G/1854-SG .....\$224
  - PM1 Power/Data Module (1-Power / 1-USB 2 Port Simplex Charger) .....\$859
- (Additional Power/Data Modules Available - See Evolve Options)
- Feather Down & Polyester Pillows Available (See Page 5)
- Specify Exposed Wood Finish (See Page 6)
- Tablet Arm / Cup Holder Options (See Facelift Evolve Healthcare Options Pages)

PATIENT CHAIR / GLIDER		ITEM #:	SPECIFICATIONS   GRADES   LIST PRICES:													
	<b>ASYNCHRONOUS PATIENT CHAIR / FULLY UPHOLSTERED</b>	<b>1852</b>	<b>Overall:</b> 25"w 33.5"d 39.25"h <b>Seat:</b> 21"w 20"d 18.75"h			<b>Arm:</b> 24.25"h <b>Weight:</b> 63 lbs.			<b>COM:</b> 4.25 yds. <b>COL:</b> n/a							
			<b>COM</b>	<b>COL</b>	<b>1</b>	<b>2</b>	<b>3</b>	<b>4</b>	<b>5</b>	<b>6</b>	<b>7</b>	<b>8</b>	<b>9</b>	<b>10</b>	<b>L1</b>	<b>L2</b>
			1622	N/A	1800	1934	2068	2201	2335	2469	2602	2736	2870	3003	N/A	N/A
			<i>Tight Seat &amp; Back / Removable Upholstery / 500 lb. Weight Capacity</i>													
	<b>1852-R</b>	<b>Overall:</b> 25"w 33.5"d 39.25"h <b>Seat:</b> 21"w 20"d 18.75"h			<b>Arm:</b> 24.25"h <b>Weight:</b> 63 lbs.			<b>COM:</b> 4.25 yds. <b>COL:</b> n/a								
		<b>COM</b>	<b>COL</b>	<b>1</b>	<b>2</b>	<b>3</b>	<b>4</b>	<b>5</b>	<b>6</b>	<b>7</b>	<b>8</b>	<b>9</b>	<b>10</b>	<b>L1</b>	<b>L2</b>	
		243	N/A	482	609	735	862	988	1115	1241	1368	1494	1621	N/A	N/A	
		<i>Replacement Upholstery Covers</i>														
	<b>OTTOMAN ON CASTERS / STOWS UNDER ALL PATIENT CHAIRS</b>	<b>1809</b>	<b>Overall:</b> 18"w 18"d 11"h <b>Seat:</b> n/a			<b>Arm:</b> n/a <b>Weight:</b> 25 lbs.			<b>COM:</b> 1 yd. <b>COL:</b> n/a							
			<b>COM</b>	<b>COL</b>	<b>1</b>	<b>2</b>	<b>3</b>	<b>4</b>	<b>5</b>	<b>6</b>	<b>7</b>	<b>8</b>	<b>9</b>	<b>10</b>	<b>L1</b>	<b>L2</b>
			386	N/A	409	430	452	474	495	517	539	560	582	603	N/A	N/A
			<i>Removable Upholstery / 350 lb. Weight Capacity</i>													
	<b>1809-R</b>	<b>Overall:</b> 18"w 18"d 11"h <b>Seat:</b> n/a			<b>Arm:</b> n/a <b>Weight:</b> 25 lbs.			<b>COM:</b> 1 yd. <b>COL:</b> n/a								
		<b>COM</b>	<b>COL</b>	<b>1</b>	<b>2</b>	<b>3</b>	<b>4</b>	<b>5</b>	<b>6</b>	<b>7</b>	<b>8</b>	<b>9</b>	<b>10</b>	<b>L1</b>	<b>L2</b>	
		94	N/A	136	160	183	207	231	254	278	302	326	349	N/A	N/A	
		<i>Replacement Upholstery Covers</i>														
	<b>LOUNGE GLIDER / FULLY UPHOLSTERED</b>	<b>1854-G</b>	<b>Overall:</b> 27"w 32"d 35"h <b>Seat:</b> 21"w 20"d 18"h			<b>Arm:</b> 24"h <b>Weight:</b> 115 lbs.			<b>COM:</b> 4.5 yds. <b>COL:</b> n/a							
			<b>COM</b>	<b>COL</b>	<b>1</b>	<b>2</b>	<b>3</b>	<b>4</b>	<b>5</b>	<b>6</b>	<b>7</b>	<b>8</b>	<b>9</b>	<b>10</b>	<b>L1</b>	<b>L2</b>
			1912	N/A	2053	2175	2298	2421	2543	2666	2789	2911	3034	3157	N/A	N/A
			<i>Circular Metal Base / Tight Seat &amp; Back / Removable Upholstery / 500 lb. Weight Capacity</i>													
	<b>1854-SG</b>	<b>Overall:</b> 27"w 32"d 35"h <b>Seat:</b> 21"w 20"d 18"h			<b>Arm:</b> 24"h <b>Weight:</b> 115 lbs.			<b>COM:</b> 4.5 yds. <b>COL:</b> n/a								
		<b>COM</b>	<b>COL</b>	<b>1</b>	<b>2</b>	<b>3</b>	<b>4</b>	<b>5</b>	<b>6</b>	<b>7</b>	<b>8</b>	<b>9</b>	<b>10</b>	<b>L1</b>	<b>L2</b>	
		2040	N/A	2174	2297	2419	2542	2665	2787	2910	3033	3155	3278	N/A	N/A	
		<i>Swivel Glider w/ Circular Metal Base / Tight Seat &amp; Back / Removable Upholstery / 500 lb. Weight Capacity</i>														
	<b>1854-R</b>	<b>Overall:</b> 27"w 32"d 35"h <b>Seat:</b> 21"w 20"d 18"h			<b>Arm:</b> 24"h <b>Weight:</b> 115 lbs.			<b>COM:</b> 4.5 yds. <b>COL:</b> n/a								
		<b>COM</b>	<b>COL</b>	<b>1</b>	<b>2</b>	<b>3</b>	<b>4</b>	<b>5</b>	<b>6</b>	<b>7</b>	<b>8</b>	<b>9</b>	<b>10</b>	<b>L1</b>	<b>L2</b>	
		251	N/A	506	641	775	909	1044	1178	1313	1447	1581	1716	N/A	N/A	
		<i>Replacement Upholstery Covers</i>														

 See Replay Healthcare Motion And Revival Healthcare Motion For Additional Patient Chairs & Gliders.

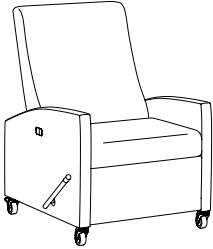

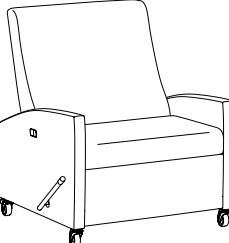

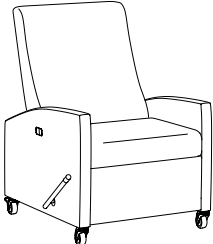




**DESCRIPTION:**

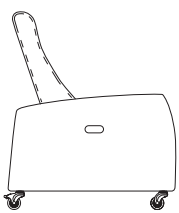
- Upholstery Frames: Steel, Plywood & Hardwood
- Seat: High Density Polyurethane Foam Over Sheet Webbing
- Back: High Density Polyurethane Foam Over Sinuous Wire Springs
- Upholstered Covers: Attached w/ Velcro / Removable For Maintenance
- Antimicrobial Moisture Barrier Fully Encapsulates All Foam Areas
- Double Needle Stitching Standard (Welting Optional - No Charge)
- Rotational & Directional Locking Casters (Rear)
- Leather Upholstery Not Available
- Lifetime Warranty

**OPTIONS:**

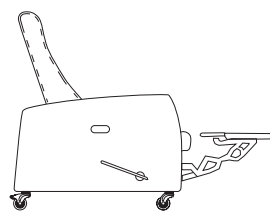
Layflat Medical Recliner Options (See Facelift Evolve Healthcare Options Pages)  
 Feather Down & Polyester Pillows Available (See Page 5)

LAYFLAT MEDICAL RECLINER		ITEM #:	SPECIFICATIONS   GRADES   LIST PRICES:													
		<b>1857-L</b>	<b>Overall:</b> 30"w 38.5"d 45"h			<b>Arm:</b> 28"h			<b>COM:</b> 5.5 yds.							
			<b>Seat:</b> 24"w 20"d 20"h			<b>Weight:</b> 175 lbs.			<b>COL:</b> n/a							
			<b>COM</b>	<b>COL</b>	<b>1</b>	<b>2</b>	<b>3</b>	<b>4</b>	<b>5</b>	<b>6</b>	<b>7</b>	<b>8</b>	<b>9</b>	<b>10</b>	<b>L1</b>	<b>L2</b>
			3656	N/A	3808	3983	4159	4334	4509	4685	4860	5036	5211	5386	N/A	N/A
<i>Layflat / Tight Seat &amp; Back / Removable Upholstery / 500 lb. Weight Capacity</i>																
		<b>1857-T</b>	3798 N/A 3941 4117 4292 4468 4643 4818 4994 5169 5345 5520 N/A N/A													
			<i>Trendelenburg / Tight Seat &amp; Back / Removable Upholstery / 500 lb. Weight Capacity</i>													
		<b>1857-R</b>	328 N/A 642 808 974 1140 1306 1472 1638 1804 1970 2136 N/A N/A													
			<i>Replacement Upholstery Covers</i>													
 Healthcare Motion																
		<b>1857-XL</b>	<b>Overall:</b> 35"w 38.5"d 45"h			<b>Arm:</b> 28"h			<b>COM:</b> 6 yds.							
			<b>Seat:</b> 29"w 20"d 20"h			<b>Weight:</b> 200 lbs.			<b>COL:</b> n/a							
			<b>COM</b>	<b>COL</b>	<b>1</b>	<b>2</b>	<b>3</b>	<b>4</b>	<b>5</b>	<b>6</b>	<b>7</b>	<b>8</b>	<b>9</b>	<b>10</b>	<b>L1</b>	<b>L2</b>
			3784	N/A	3961	4154	4346	4538	4730	4922	5114	5306	5498	5690	N/A	N/A
<i>Bariatric Layflat / Tight Seat &amp; Back / Removable Upholstery / 600 lb. Weight Capacity</i>																
		<b>1857-XT</b>	3939 N/A 4108 4301 4493 4685 4877 5069 5261 5453 5645 5837 N/A N/A													
			<i>Bariatric Trendelenburg / Tight Seat &amp; Back / Removable Upholstery / 600 lb. Weight Capacity</i>													
		<b>1857-XR</b>	335 N/A 680 862 1044 1225 1407 1589 1771 1952 2134 2316 N/A N/A													
			<i>Replacement Upholstery Covers</i>													
 Healthcare Motion																
		<b>1857-LG</b>	<b>Overall:</b> 28"w 38.5"d 45"h			<b>Arm:</b> 27"h			<b>COM:</b> 5.5 yds.							
			<b>Seat:</b> 23"w 20"d 19"h			<b>Weight:</b> 175 lbs.			<b>COL:</b> n/a							
			<b>COM</b>	<b>COL</b>	<b>1</b>	<b>2</b>	<b>3</b>	<b>4</b>	<b>5</b>	<b>6</b>	<b>7</b>	<b>8</b>	<b>9</b>	<b>10</b>	<b>L1</b>	<b>L2</b>
			4208	N/A	4362	4554	4747	4939	5131	5323	5515	5707	5899	6091	N/A	N/A
<i>Layflat Glider / Tight Seat &amp; Back / Removable Upholstery / 500 lb. Weight Capacity</i>																
		<b>1857-LGR</b>	328 N/A 642 808 974 1140 1306 1472 1638 1804 1970 2136 N/A N/A													
			<i>Replacement Upholstery Covers</i>													
 Healthcare Motion																

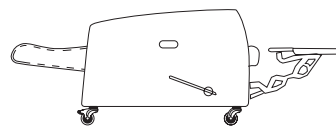
 See **Replay Healthcare Motion And Revival Healthcare Motion For Additional Layflat Medical Recliners.**



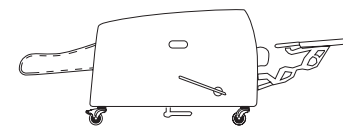
Upright Position  
38.5"D



Extended Footrest Position  
57.5"D











Layflat Position  
73.75"D



Trendelenburg Position  
74.75"D

ARM CAPS / TABLET ARMS	OPTION #:	SPECIFICATIONS   LIST PRICES   AVAILABILITY:
<p><b>SOLID WOOD / URETHANE / POLYESTER ARM CAPS</b> (Upholstered Arm Chairs)</p>   	<p><b>Overall:</b> 2.75"w 29"d 1.125"h</p> <p><b>EWAC-1</b> \$243 (Set Of 2) WOOD (1845 / 1846 Sleepover Lounge) - Specify Finish (1852 Asynchronous Patient Chair) - Specify Finish (1854-G Lounge Glider / 1854-SG Lounge Swivel Glider) - Specify Finish (1855 Wallsaver Recliner / 1855-X Bariatric Wallsaver Recliner) - Specify Finish (1857-L &amp; 1857-T Medical Recliners / 1857-XL &amp; 1857-XT Bariatric Medical Recliners) - Specify Finish</p> <p><b>EUAC-1</b> \$249 (Set Of 2) URETHANE (1845 / 1846 Sleepover Lounge) (1852 Asynchronous Patient Chair) (1854-G Lounge Glider / 1854-SG Lounge Swivel Glider) (1855 Wallsaver Recliner / 1855-X Bariatric Wallsaver Recliner) (1857-L &amp; 1857-T Medical Recliners / 1857-XL &amp; 1857-XT Bariatric Medical Recliners)</p> <p><b>EPAC-2</b> \$393 (Set Of 2) POLYESTER (1845 / 1846 Sleepover Lounge) (1852 Asynchronous Patient Chair) (1854-G Lounge Glider / 1854-SG Lounge Swivel Glider) (1855 Wallsaver Recliner / 1855-X Bariatric Wallsaver Recliner) (1857-L &amp; 1857-T Medical Recliners / 1857-XL &amp; 1857-XT Bariatric Medical Recliners)</p> <p><i>Black Polyester Arm Cap (Additional Colors Available)</i></p>	
<p><b>TABLET ARMS / CUP HOLDER</b></p>  <p>Laminate Tablet Arm Shown w/ Cup Holder</p>  <p>Veneer Tablet Arm Shown w/ Cup Holder</p>  <p>Solid Surface Tablet Arm Shown w/ Cup Holder</p>	<p><b>Overall:</b> 14" Diameter .75"h</p> <p><b>TA-L</b> \$509 <i>Tablet Arm With 360° Rotation - High Pressure Laminate. (Specify Laminate / Specify Left Or Right Facing Arm Location)</i></p> <p><b>TA-V</b> \$580 <i>Tablet Arm With 360° Rotation - Sunburst Cherry Veneer. (Specify Finish / Specify Left Or Right Facing Arm Location)</i></p> <p><b>TA-C</b> \$698 <i>Tablet Arm With 360° Rotation - White Solid Surface. (Available In White Only / Specify Left Or Right Facing Arm Location)</i></p> <p><b>CH-1</b> \$129 <i>Black Plastic Cup Holder (Only Available If Used With Tablet Arm)</i></p> <p><b>CH-2</b> \$186 <i>Spun Aluminum Cup Holder (Only Available If Used With Tablet Arm)</i></p> <p><b>Available:</b> <i>Facelift Evolve Healthcare Collection</i></p>	
<p><b>FOLD DOWN TABLET ARM</b></p>  	<p><b>Overall:</b> 14" Diameter .75"h</p> <p><b>FDTA-L</b> \$1065 <i>Tablet Arm With 360° Rotation - High Pressure Laminate. (Specify Laminate / Specify Left Or Right Facing Arm Location)</i></p> <p><b>FDTA-V</b> \$1136 <i>Tablet Arm With 360° Rotation - Sunburst Cherry Veneer. (Specify Finish / Specify Left Or Right Facing Arm Location)</i></p> <p><b>FDTA-C</b> \$1278 <i>Tablet Arm With 360° Rotation - White Solid Surface. (Available In White Only / Specify Left Or Right Facing Arm Location)</i></p> <p><b>Available:</b> <i>Facelift Evolve Healthcare Collection</i></p>	

TABLET ARMS / POWER / CASTERS	OPTION #:	SPECIFICATIONS   LIST PRICES   AVAILABILITY:
<p><b>DOUBLE ARTICULATING / SWIVEL TABLET ARM</b></p>  <p>ATA-L Double Articulating / Swivel Tablet Arm</p>  <p>ATA-L w/ CH-1 Black Plastic Cup Holder</p>	<p><b>Overall:</b> 14" Diameter .75"h</p> <hr/> <p><b>ATA-L</b> \$983 <i>Tablet Arm With 360° Rotation - High Pressure Laminate. (Specify Laminate / Specify Left Or Right Facing Arm Location)</i></p> <p><b>ATA-V</b> \$1055 <i>Tablet Arm With 360° Rotation - Sunburst Cherry Veneer. (Specify Finish / Specify Left Or Right Facing Arm Location)</i></p> <p><b>ATA-C</b> \$1173 <i>Tablet Arm With 360° Rotation - White Solid Surface. (Available In White Only / Specify Left Or Right Facing Arm Location)</i></p> <p><b>CH-1</b> \$129 <i>Black Plastic Cup Holder (Only Available If Used With Tablet Arm)</i></p> <p><b>CH-2</b> \$186 <i>Spun Aluminum Cup Holder (Only Available If Used With Tablet Arm)</i></p> <p><b>Available:</b> <i>Facelift Evolve Healthcare Collection</i></p> <hr/> <p><b>SIDE MOUNT / FOLD DOWN TABLET W/ LOCK &amp; SWIVEL</b></p> <p><b>Overall:</b> 14" Diameter .75"h</p>	
	<p><b>SMFDT-L</b> \$722 <i>Up &amp; Away w/ Lock &amp; High Pressure Laminate Top. (Specify Laminate / Specify Left Or Right Facing Arm Location)</i></p> <p><b>SMFDT-V</b> \$1007 <i>Up &amp; Away w/ Lock &amp; Veneer Top. (Specify Finish / Specify Left Or Right Facing Arm Location)</i></p> <p><b>SMFDT-C</b> \$1126 <i>Up &amp; Away w/ Lock &amp; White Solid Surface Top. (Available In White Only / Specify Left Or Right Facing Arm Location)</i></p> <p><b>Available:</b> <i>Facelift Evolve 1857</i></p>	
<p><b>POWER / DATA MODULE</b></p>  <p>PM1 Power / Data Module</p>  <p>PM2 Power Module</p>  <p>USB-1 Dual Charging USB</p>	<p><b>PM1 Overall:</b> 5.25"w 1.25"d 4.25"h <b>PM2 Overall:</b> 2"w 2"d .125"h <b>USB-1 Overall:</b> 2"w 2"d .125"h</p> <hr/> <p><b>PM1</b> \$859 Power/Data Module (1-Power / 1-USB 2 Port Simplex Charger Standard) <i>Vertical / Horizontal Mount Power Module. Price Varies By Socket. Contact Customer Service For Quote. (Additional Colors Available)</i></p> <p><b>PM2</b> \$238 Power Module (1-Power) <i>Spill-Proof Technology / Multiple Finish Options / Storm Color Standard (Specify Left or Right Facing)</i></p> <p><b>USB-1</b> \$238 Dual Charging USB (2 Port Simplex Charger Standard) <i>Spill-Proof Technology / 2 Amps Per Port / Multiple Finish Options / Storm Color Standard (Specify Left or Right Facing)</i></p> <p><b>Available:</b> <i>Facelift Evolve Sleepover Lounge (1845, 1846, 1847 Models)</i></p>	
<p><b>LOCKING / NON-LOCKING CASTERS</b></p>  <p>Locking Casters</p>  <p>Non-Locking Casters</p>	<p><b>Overall:</b> 1.875"w 2.25"d 1.5"h (Locking) / 1.875"w 1.625"d 1.5"h (Non-Locking)</p> <hr/> <p><b>LC</b> \$44 (Set Of Two) <i>Locking Casters (Black Finish / Specify Location)</i></p> <p><b>NLC</b> \$37 (Set Of Two) <i>Non-Locking Casters (Black Finish / Specify Location)</i></p> <p><b>Available:</b> <i>Facelift Evolve Sleepover Lounge (1844-1845 Models)</i></p>	
<p><b>WALLSAVER - LOCKING / NON-LOCKING CASTERS</b></p>  <p>Locking Casters</p>  <p>Non-Locking Casters</p>	<p><b>Overall:</b> 2.5"w 4"d 3.5"h (Locking) / 2.5"w 3.25"d 3.5"h (Non-Locking)</p> <hr/> <p><b>WLC</b> \$199 List (Set Of Two) <i>Locking Swivel Casters (Gray Finish / Back Location)</i></p> <p><b>WNLC</b> \$185 List (Set Of Two) <i>Non-Locking / Non-Swivel Casters (Gray Finish / Front Location)</i></p> <p><b>Note:</b> <i>Wallsaver Locking / Non-Locking Casters Cannot Be Used In Combination With Electric Recline.</i></p> <p><b>Available:</b> <i>Facelift Wallsaver Recliners (1511 / 1811 / 1855 &amp; Bariatric Versions)</i></p>	

CASTERS / BRAKE / LEGS / ELECTRIC / FOLD DOWN ARM	OPTION #:	SPECIFICATIONS   LIST PRICES   AVAILABILITY:
<b>MEDICAL LOCKING / NON-LOCKING CASTERS</b>		
<i>Overall: 2.25"w 5"d 5.25"h (Locking) / 2"w 3.75"d 5.25"h (Non-Locking)</i>		
 <p>Locking Casters</p>  <p>Non-Locking Casters</p>	MLC	\$194 (Set Of Two) Locking Casters - Motion & Direction (Gray Finish / Specify Location)
	MNL	\$224 (Set Of Two) Non-Locking Casters - Single Direction (Gray Finish / Specify Location)
<i>Available: Facelift Evolve Medical Recliners</i>		
<hr/>		
<b>CENTRAL BRAKING</b>		
<i>Overall: 7.5"w 2"d .5"h</i>		
	CB-1	\$508 (Set Of 1) (Gray Plastic Brake w/ Lock & Unlock Pedals)
	CB-2	\$510 (Set Of 1) (Gray Plastic Brake w/ Lock & Unlock Pedals)
<i>Available: Wallsavers / Infusion 1855 1865</i>		
<i>Available: Layflat 1857 L/T 1867 L/T</i>		
<hr/>		
<b>BRUSHED ALUMINUM ROUND LEGS</b>		
<i>Overall: 2" Diameter 5"h</i>		
	ARL	\$353 (Set Of 4) (Brushed Aluminum Finish)
	<i>Available: Facelift Evolve Asynchronous Patient Chair (1852 Model)</i>	
<hr/>		
<b>ELECTRIC RECLINE / BATTERY BACKUP / HEAT / MASSAGE</b>		
<i>Overall: N/A</i>		
 <p>ER-1 Electric Recline (Wallsaver Model)</p>  <p>ER-2/ER-3 Electric Recline (Layflat Model)</p>  <p>HM Heat &amp; Massage (All Recliner Models)</p>  <p>H Heat (All Recliner Models)</p>	ER-1	\$1054 Electric Recline Replaces Manual Mechanism On Any Wallsaver Model - Surface Mounts On Inside Arm (Specify Left Or Right Facing) <i>*NOTE: ELECTRIC OPTION NOT AVAILABLE ON INFUSION RECLINERS IN COMBINATION WITH CASTERS.</i>
	ER-2	\$1087 Electric Recline Replaces Manual Mechanism On Any Layflat Model - Surface Mounts On Inside Arm (Specify Left Or Right Facing)
	ER-3	\$1149 Electric Recline Replaces Manual Mechanism On Any Trendelenburg Layflat Model - Surface Mounts On Inside Arm (Specify Left Or Right Facing)
	BB	\$548 Battery Backup Allows Any Wallsaver, Layflat, Or Standup Electric Recliner To Be Cordless - Surface Mounts On Inside Arm (Specify Left Or Right Facing)
	HM	\$1498 Heat & Massage Add Heat & Massage To Any Wallsaver, Layflat, Or Standup Electric Recliner - Surface Mounts On Inside Arm (Specify Left Or Right Facing)
H	\$1142 Heat Add Heat Only To Any Wallsaver, Layflat, Or Standup Electric Recliner - Surface Mounts On Inside Arm (Specify Left Or Right Facing) <i>Available: Facelift Evolve Recliners</i>	

FOLD DOWN ARM / PUSH BAR / I.V. POLE / SIDE TRAY	OPTION #:	SPECIFICATIONS   LIST PRICES   AVAILABILITY:
<p><b>FOLD DOWN ARM</b></p> 	<p><b>FDA-1</b></p>	<p><b>Overall:</b> 24"w 2.5"d 10"h</p> <hr/> <p><b>\$655 Per Arm</b> Piano Hinged Fold Down Arm.</p> <p><b>Available:</b> Facelift 3 Evolve Wallsaver Recliner (1855 - Right Facing Only), Layflat Medical Recliner (1857 - Right Facing Only) Four Position Recliner(1858 - Left and/or Right Facing) <b>Note:</b> If Two Fold Down Arms (Left &amp; Right) Are Requested On A Recliner, The Electric Wand Must Be Specified.</p>
<p><b>PUSH BAR</b></p> 	<p><b>PB</b></p>	<p><b>Overall:</b> 18.5"w 3.5"d 1"h</p> <hr/> <p><b>\$267</b> (Black Finish)</p> <p><b>Available:</b> Facelift Evolve Medical Recliners</p>
<p><b>I.V. POLE</b></p> 	<p><b>IV</b></p>	<p><b>Overall:</b> 10"w 2.5"d 39.5" / 69.75"h</p> <hr/> <p><b>\$489</b> Height Adjustable I.V. Pole (Chrome &amp; Black Finish / Specify Left Or Right Facing Location)</p> <p><b>Available:</b> Facelift Evolve Medical Recliners</p>
<p><b>SIDE TRAY</b></p> 	<p><b>ST-1</b> <b>ST-2</b>  <b>WST</b></p>	<p><b>Overall:</b> 12.75"w 10"d 4"h (Small Side Tray) / 17"w 10"d 4"h (Large Side Tray)</p> <hr/> <p><b>\$368</b> Drop-Down Side Tray (Small Side Tray) <b>NOTE:</b> Attaches Directly To Outside Of Arm</p> <p><b>\$415</b> Drop-Down Side Tray (Large Side Tray) <b>NOTE:</b> Attaches Directly To Outside Of Arm</p> <p><b>Available:</b> Facelift Replay Medical Recliners <b>Note:</b> If A Medical Recliner With A Manual Mechanism Is Selected, The Standard Side Tray Location Will Be Front Right Facing</p> <p><b>\$598</b> Drop-Down Side Tray (Large Side Tray) <b>NOTE:</b> Attaches To Metal Tubing</p> <p><b>Available:</b> Facelift Wallsaver Recliners With Casters Option (1855)</p>

BAG HOLDER / BUCKLE FOOTREST / OXYGEN TANK HOLDER / RING BASE	OPTION #:	SPECIFICATIONS   LIST PRICES   AVAILABILITY:
<p><b>BAG HOLDER / PERSONAL RESTRAINT BUCKLE</b></p> 	<p><b>Overall:</b> 2.19"w .38"d 2.56"h</p> <hr/> <p><b>BH</b> \$86 <i>Bag Holder (Brushed Finish / Specify Left Or Right Facing Location)</i></p> <p><b>RB</b> \$133 (Set Of 2) <i>Personal Restraint Buckle (Brushed Finish)</i></p> <p><b>Available:</b> <i>Facelift Evolve Medical Recliners</i> <i>Note: If A Medical Recliner With A Manual Mechanism Is Selected, The Standard Side Tray Location Will Be Front Right Facing</i></p>	
<p><b>FOOTREST</b></p> 	<p><b>Overall:</b> 16"w 8"d .1875"h</p> <hr/> <p><b>FR</b> \$408 <i>(Black Finish)</i></p> <p><b>Available:</b> <i>Facelift Evolve Medical Recliners</i></p>	
<p><b>OXYGEN TANK HOLDER</b></p> 	<p><b>Overall:</b> 4.75" Diameter 9.75"h</p> <hr/> <p><b>OH</b> \$247 <i>Black Metal Oxygen Tank Holder Holds a 4.375" Diameter Oxygen Tank (Not Included) (Specify Left Or Right Facing Location)</i></p> <p><b>Available:</b> <i>Facelift Evolve Medical Recliners</i></p>	
<p><b>LOUNGE GLIDER WOOD RING BASE</b></p> 	<p><b>Overall:</b> 22"dia. 3"h</p> <hr/> <p><b>WR</b> \$224 <i>Wood Ring Base replaces circular metal base (1854-G) or swivel glider w/ circular metal base (1854-SG).</i></p> <p><i>Specify Exposed Wood Finish. (See Page 6)</i></p> <p><b>Available:</b> <i>Facelift Evolve Lounge Glider</i></p>	

COVERS / SPRINGS	OPTION #:	SPECIFICATIONS   LIST PRICES   AVAILABILITY:
<p>CONTRASTING COVERS</p> 	<p><b>Overall:</b> N/A</p> <hr/> <p><b>CC</b> \$129  <i>NOTE: If Two Or More Upholsteries Or Leathers Are Used On Any Piece Of Furniture, Then A Contrast Charge Will Apply Per Order. When Using Trinity Upholstery, The Higher Priced Upholstery Grade Will Be Used In Pricing, Unless It's Trinity Leather With Fabric Contrast Welt, Or COM With Trinity Contrast Welt, Then Contact Customer Service For Pricing.</i></p> <p><b>Available:</b> <i>Facelift Evolve Healthcare Motion</i></p>	