

NOTE: Effective 7/15/21, add temporary 4% surcharge on all 2021 price list products due to vendor surcharges. (Excludes recliners, gliders, and asynchronous patient chairs)

Effective 10/1/21, add temporary 20% surcharge on all 2021 price list recliners, gliders, and asynchronous patient chairs until further notice.

Facelift Evolve

HEALTHCARE MOTION

Effective: March 1, 2021

T R I N I T Y

Date:

Page:

Modification:

Description:





DESCRIPTION:

- Upholstery Frames: Steel, Plywood & Hardwood
- Seat: High Density Polyurethane Foam Over Strap Webbing
- Back: High Density Polyurethane Foam Over Sinuous Wire Springs
- Upholstered Covers: Attached w/ Velcro / Removable For Maintenance
- Exposed Wood Legs: Solid Hardwood / Removable For Maintenance
- Antimicrobial Moisture Barrier Fully Encapsulates All Foam Areas
- Leather Upholstery Not Available
- Lifetime Warranty

OPTIONS:

- EPAC-1 Black Polyester Arm Caps (Set Of 2).....\$305
- Closed Arm Panels (See Page 279)
- Specify Exposed Wood Finish (See Page 6)

NOTE: All Seating Configurations Are Viewed From Left To Right Facing. Please Attach A Layout Showing Seating Configuration w/ Your Order. Assembled Units Must Be Shipped In Configurations Of 3 Or Less.

PATIENT	ITEM #:	SPECIFICATIONS GRADES LIST PRICES:													
		Overall: 23.75"w 24"d 38"h		Arm: 29.5"h					COM: 1.75 yds.						
		Seat: 20.25"w 19"d 24"h		Weight: 40 lbs.					COL: n/a						
		COM	COL	1	2	3	4	5	6	7	8	9	10	L1	L2
	1820-H	1061	N/A	1074	1109	1145	1180	1215	1251	1286	1321	1357	1392	N/A	N/A
		<i>Tight Seat & Back / Removable Upholstery</i>													
	1820-R	107	N/A	168	202	235	269	303	336	370	404	437	471	N/A	N/A
		<i>Replacement Upholstery Covers</i>													
		Overall: 23.75"w 24"d 38"h		Arm: 29.5"h					COM: 1.75 yds.						
		Seat: 20.25"w 19"d 24"h		Weight: 40 lbs.					COL: n/a						
		COM	COL	1	2	3	4	5	6	7	8	9	10	L1	L2
	1822-H	1091	N/A	1102	1138	1173	1208	1244	1279	1314	1350	1385	1420	N/A	N/A
		<i>Tight Seat & Back / Removable Upholstery</i>													
	1820-R	107	N/A	168	202	235	269	303	336	370	404	437	471	N/A	N/A
		<i>Replacement Upholstery Covers</i>													
		Overall: 23.5"w 28.75"d 45"h		Arm: 25"h					COM: 2.25 yds.						
		Seat: 20"w 19"d 18.5"h		Weight: 40 lbs.					COL: n/a						
		COM	COL	1	2	3	4	5	6	7	8	9	10	L1	L2
	1824-RK	1158	N/A	1189	1237	1284	1331	1378	1425	1472	1519	1567	1614	N/A	N/A
		<i>Tight Seat & Back / Removable Upholstery</i>													
	1824-R	116	N/A	204	251	298	345	392	439	486	534	581	628	N/A	N/A
		<i>Replacement Upholstery Covers</i>													
		See Page 286 For Available Footstools													
		Overall: 23.5"w 28.75"d 45"h		Arm: 25"h					COM: 2.25 yds.						
		Seat: 20"w 19"d 18.5"h		Weight: 40 lbs.					COL: n/a						
		COM	COL	1	2	3	4	5	6	7	8	9	10	L1	L2
	1825-RK	1173	N/A	1204	1251	1298	1345	1392	1439	1486	1534	1581	1628	N/A	N/A
		<i>Tight Seat & Back / Removable Upholstery</i>													
	1824-R	116	N/A	204	251	298	345	392	439	486	534	581	628	N/A	N/A
		<i>Replacement Upholstery Covers</i>													
		See Page 286 For Available Footstools													



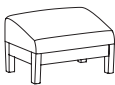
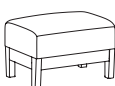
DESCRIPTION:

- Upholstery Frames: Steel, Plywood & Hardwood
- Seat: High Density Polyurethane Foam Over Strap Webbing
- Back: High Density Polyurethane Foam Over Sinuous Wire Springs
- Upholstered Covers: Attached w/ Velcro / Removable For Maintenance
- Exposed Wood Legs: Solid Hardwood / Removable For Maintenance
- Antimicrobial Moisture Barrier Fully Encapsulates All Foam Areas
- Leather Upholstery Not Available
- Lifetime Warranty

OPTIONS:

- EPAC-1 Black Polyester Arm Caps (Set Of 2).....\$305
- Closed Arm Panels (See Page 279)
- Specify Exposed Wood Finish (See Page 6)

NOTE: All Seating Configurations Are Viewed From Left To Right Facing. Please Attach A Layout Showing Seating Configuration w/ Your Order. Assembled Units Must Be Shipped In Configurations Of 3 Or Less.

PATIENT CHAIR / FOOTSTOOL		ITEM #:	SPECIFICATIONS GRADES LIST PRICES:													
	HIGH BACK PATIENT CHAIR / WOOD ARMS		Overall: 23.5"w 26"d 45"h Seat: 20"w 19"d 18.5"h			Arm: 25"h Weight: 50 lbs.			COM: 2.25 yds. COL: n/a							
			COM	COL	1	2	3	4	5	6	7	8	9	10	L1	L2
		1824	1128	N/A	1149	1191	1232	1265	1314	1356	1397	1438	1479	1521	N/A	N/A
		1824-R	116	N/A	204	251	298	345	392	439	486	534	581	628	N/A	N/A
	Headrest/Lumbar	60	N/A	80	91	104	116	127	139	150	163	174	186	N/A	N/A	
See Page 286 For Available Footstools																
	HIGH BACK PATIENT CHAIR / URETHANE ARMS		Overall: 23.5"w 26"d 45"h Seat: 20"w 19"d 18.5"h			Arm: 25"h Weight: 50 lbs.			COM: 2.25 yds. COL: n/a							
			COM	COL	1	2	3	4	5	6	7	8	9	10	L1	L2
		1825	1133	N/A	1166	1213	1260	1307	1354	1402	1449	1496	1543	1590	N/A	N/A
		1824-R	116	N/A	204	251	298	345	392	439	486	534	581	628	N/A	N/A
	Headrest/Lumbar	60	N/A	80	91	104	116	127	139	150	163	174	186	N/A	N/A	
See Page 267 For Available Footstools																
	OTTOMAN / FOOTSTOOL / SLOPED / STOWS UNDER ALL PATIENT & GLIDER CHAIRS		Overall: 18"w 15"d 12"h Seat: n/a			Arm: n/a Weight: 27 lbs.			COM: 1.25 yds. COL: n/a							
			COM	COL	1	2	3	4	5	6	7	8	9	10	L1	L2
		1834	308	N/A	339	362	386	409	433	456	480	504	527	551	N/A	N/A
		1834-R	64	N/A	108	131	155	178	202	226	249	273	296	320	N/A	N/A
	OTTOMAN / FOOTSTOOL / FLAT / STOWS UNDER ALL PATIENT & GLIDER CHAIRS		Overall: 18"w 15"d 12"h Seat: n/a			Arm: n/a Weight: 27 lbs.			COM: 1.25 yds. COL: n/a							
			COM	COL	1	2	3	4	5	6	7	8	9	10	L1	L2
		1835	328	N/A	357	381	405	428	452	475	499	522	546	570	N/A	N/A
		1835-R	64	N/A	108	131	155	178	202	226	249	273	296	320	N/A	N/A

DESCRIPTION:

- Upholstery Frames: Steel, Plywood & Hardwood
- Seat: High Density Polyurethane Foam Over Sheet Webbing
- Back: High Density Polyurethane Foam Over Polypropylene Webbing
- Upholstered Covers: Attached w/ Velcro / Removable For Maintenance
- Removable Bolster Pillow For 1845 / 1846 (5" Diameter)
- Antimicrobial Moisture Barrier Fully Encapsulates All Foam Areas
- Double Needle Stitching Standard
- Metal To Metal Connections For All Hardware Assembly
- Leather Upholstery Not Available
- Lifetime Warranty


OPTIONS:

- EWAC-1 Solid Wood Arm Caps (Set Of 2)\$188
 - EUAC-1 Black Urethane Arm Caps (Set Of 2).....\$198
 - EPAC-2 Black Polyester Arm Caps (Set Of 2).....\$328
 - ILC In-Line Casters (Set Of 2).....\$49
 - LC Locking Casters (Set Of 2).....\$27
 - NLC Non-Locking Casters (Set Of 2).....\$22
 - 3LC 3" Locking Casters - #1847 Model Only (Set Of 2).....\$179
 - PM1 Power/Data Module (1-Power / 1-USB 2 Port Simplex Charger)\$717
- Feather Down & Polyester Pillows Available (See Page 5)
Specify Exposed Wood Finish (See Page 6)
Tablet Arm / Cup Holder Options (See Pages 291-292)

SLEEPOVER UNITS

ITEM #: SPECIFICATIONS | GRADES | LIST PRICES:

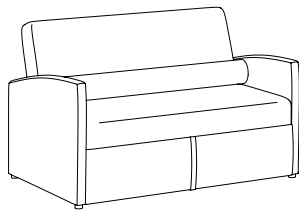
LOUNGE CHAIR / FULLY UPHOLSTERED



Healthcare Motion

		Overall: 33.5"w 34.5"d 33"h		Overall Length: 84"d		Arm: 24"h		COM: 6.5 yds.					
		Sleep Area: 28"w 80"d		Seat: 28"w 23"d 17.5"h		Weight: 175 lbs.		COL: n/a					
COM	COL	1	2	3	4	5	6	7	8	9	10	L1	L2
1845	N/A	2649	2796	2943	3090	3238	3385	3532	3680	3827	3974	N/A	N/A
<i>Tight Seat & Back / Removable Upholstery / 500 lbs. Weight Capacity</i>													
1845-R	N/A	524	671	818	965	1113	1260	1407	1555	1702	1849	N/A	N/A
<i>Replacement Upholstery Covers</i>													

TWO PLACE SOFA / FULLY UPHOLSTERED



Healthcare Motion

		Overall: 53"w 34.5"d 33"h		Overall Length: 84"d		Arm: 24"h		COM: 9 yds.					
		Sleep Area: 48"w 80"d		Seat: 48"w 23"d 17.5"h		Weight: 220 lbs.		COL: n/a					
COM	COL	1	2	3	4	5	6	7	8	9	10	L1	L2
1846	N/A	3622	3828	4034	4240	4446	4653	4859	5065	5271	5478	N/A	N/A
<i>Tight Seat & Back / Removable Upholstery / 500 lbs. Weight Capacity</i>													
1846-R	N/A	685	891	1097	1304	1510	1716	1922	2129	2335	2541	N/A	N/A
<i>Replacement Upholstery Covers</i>													


FOUR POSITION ADJUSTMENT FOR 1845 / 1846

See [Replay Healthcare Motion \(Page 172\)](#) And [Revival Healthcare Motion \(Page 242\)](#) For Additional Sleepover Units.



1) Closed Position 2) Ottoman Position 3) Chaise Position 4) Full-Recline Position
Overall Length - 84"d

BACK-FLIP SLEEPER SOFA



		Overall: 76"w 36"d 36"h		Arm: 24.5"h		COM: 12.25 yds.							
		Sleep Area: 70"w 31"d 20"h		Weight: 235 lbs.		COL: n/a							
COM	COL	1	2	3	4	5	6	7	8	9	10	L1	L2
1847	N/A	3892	4174	4457	4740	5023	5306	5589	5871	6154	6437	N/A	N/A
<i>Tight Seat & Back / Removable Upholstery / 1000 lbs. Weight Capacity</i>													
1847-R	N/A	1450	1733	2015	2298	2581	2864	3147	3429	3712	3995	N/A	N/A
<i>Replacement Upholstery Covers</i>													

DESCRIPTION:

- Upholstery Frames: Steel, Plywood & Hardwood
- Seat: High Density Polyurethane Foam Over Sheet Webbing
- Back: High Density Polyurethane Foam Over Polypropylene Webbing
- Upholstered Covers: Attached w/ Velcro / Removable For Maintenance
- Antimicrobial Moisture Barrier Fully Encapsulates All Foam Areas
- Double Needle Stitching Standard
- Exposed Wood Legs: Solid Hardwood / Removable For Maintenance
- Leather Upholstery Not Available
- Lifetime Warranty

OPTIONS:

- EWAC-1 Solid Wood Arm Caps (Set Of 2)\$188
- EUAC-1 Black Urethane Arm Caps (Set Of 2).....\$198
- EPAC-2 Black Polyester Arm Caps (Set Of 2).....\$328
- ARL Brushed Aluminum Round Legs (Set Of 4).....\$303
- WR Wood Ring Base - Replaces Metal Base On 1854-G/1854-SG\$192
- PM1 Power/Data Module (1-Power / 1-USB 2 Port Simplex Charger)\$717


Feather Down & Polyester Pillows Available (See Page 5)
 Specify Exposed Wood Finish (See Page 6)
 Tablet Arm / Cup Holder Options (See Pages 291-292)

PATIENT CHAIR / GLIDER

ITEM #:

SPECIFICATIONS | GRADES | LIST PRICES:

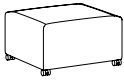
ASYNCHRONOUS PATIENT CHAIR / FULLY UPHOLSTERED



Healthcare Motion

		Overall: 27.5"w 35.5"d 38"h			Arm: 24"h			COM: 4.25 yds.					
		Seat: 21"w 20"d 18"h			Weight: 63 lbs.			COL: n/a					
COM	COL	1	2	3	4	5	6	7	8	9	10	L1	L2
1852	N/A	1270	1364	1459	1553	1647	1742	1836	1930	2024	2119	N/A	N/A
<i>Tight Seat & Back / Removable Upholstery</i>													
1852-R	N/A	360	454	548	642	737	831	925	1020	1114	1208	N/A	N/A
<i>Replacement Upholstery Covers</i>													


OTTOMAN ON CASTERS / STOWS UNDER ALL PATIENT CHAIRS



Healthcare Motion

		Overall: 18"w 18"d 11"h			Arm: n/a			COM: 1 yd.					
		Seat: n/a			Weight: 25 lbs.			COL: n/a					
COM	COL	1	2	3	4	5	6	7	8	9	10	L1	L2
1809	N/A	334	351	369	387	404	422	440	457	475	493	N/A	N/A
<i>Removable Upholstery</i>													
1809-R	N/A	101	119	137	154	172	190	207	225	243	260	N/A	N/A
<i>Replacement Upholstery Covers</i>													

LOUNGE GLIDER / FULLY UPHOLSTERED



Healthcare Motion

		Overall: 27"w 32"d 35"h			Arm: 24"h			COM: 4.5 yds.					
		Seat: 21"w 20"d 18"h			Weight: 115 lbs.			COL: n/a					
COM	COL	1	2	3	4	5	6	7	8	9	10	L1	L2
1854-G	N/A	1676	1776	1876	1977	2077	2177	2277	2377	2477	2578	N/A	N/A
<i>Circular Metal Base / Tight Seat & Back / Removable Upholstery</i>													
1854-SG	N/A	1775	1875	1975	2076	2176	2276	2376	2476	2576	2677	N/A	N/A
<i>Swivel Glider w/ Circular Metal Base / Tight Seat & Back / Removable Upholstery</i>													
1854-R	N/A	378	478	578	678	778	878	979	1079	1179	1279	N/A	N/A
<i>Replacement Upholstery Covers</i>													

See Replay Healthcare Motion (Page 173)
 And Revival Healthcare Motion (Page 243)
 For Additional Patient Chairs & Gliders.

DESCRIPTION:

- Upholstery Frames: Steel, Plywood & Hardwood
- Seat: High Density Polyurethane Foam Over Sheet Webbing
- Back: High Density Polyurethane Foam Over Sinuous Wire Springs
- Upholstered Covers: Attached w/ Velcro / Removable For Maintenance
- Antimicrobial Moisture Barrier Fully Encapsulates All Foam Areas
- Double Needle Stitching Standard (Wetling Optional - No Charge)
- Leather Upholstery Not Available
- Lifetime Warranty


OPTIONS:

- EWAC-1 Solid Wood Arm Caps (Set Of 2)\$188
- EUAC-1 Black Urethane Arm Caps (Set Of 2).....\$198
- EPAC-2 Black Polyester Arm Caps (Set Of 2).....\$328
- ER-1 Electric Recline.....\$463
- BB Battery Backup.....\$276
- HM Heat & Massage.....\$1389
- H Heat Only.....\$1240
- FDA-1 Fold Down Arm.....\$315 Per Arm

Feather Down & Polyester Pillows Available (See Page 5)
Specify Exposed Wood Finish (See Page 6)

WALLSAVER / STAND-UP RECLINER ITEM #: SPECIFICATIONS | GRADES | LIST PRICES:

WALLSAVER RECLINER / FULLY UPHOLSTERED




Overall: 27" w 34" d 41.5" h **Arm:** 22.5" h **COM:** 4.75 yds.
Seat: 21" w 21.5" d 18" h **Weight:** 110 lbs. **COL:** n/a

COM	COL	1	2	3	4	5	6	7	8	9	10	L1	L2
1855	N/A	1592	1698	1804	1910	2016	2123	2229	2335	2441	2547	N/A	N/A
<i>Tight Seat & Back / Removable Upholstery / 6" Wall Proximity / 350 lb. Weight Capacity</i>													
1855-R	N/A	417	523	629	735	841	947	1053	1159	1266	1372	N/A	N/A
<i>Replacement Upholstery Covers</i>													




BARIATRIC WALLSAVER RECLINER / FULLY UPHOLSTERED




Overall: 32" w 34" d 41.5" h **Arm:** 22.5" h **COM:** 5.25 yds.
Seat: 26" w 21.5" d 18" h **Weight:** 120 lbs. **COL:** n/a


COM	COL	1	2	3	4	5	6	7	8	9	10	L1	L2
1855-X	N/A	1658	1776	1894	2012	2130	2247	2365	2483	2601	2719	N/A	N/A
<i>Tight Seat & Back / Removable Upholstery / 6" Wall Proximity / 500 lb. Weight Capacity</i>													
1855-XR	N/A	445	563	681	799	917	1035	1152	1270	1388	1506	N/A	N/A
<i>Replacement Upholstery Covers</i>													



Upright Position
34"D



Extended Footrest Position
54.5"D



Full Recline Position
65.5"D

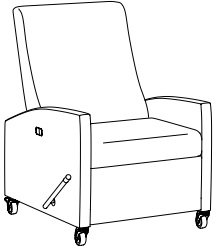

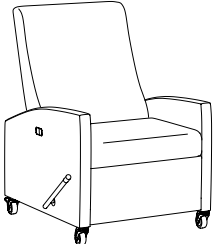
See Replay Healthcare Motion (Page 174)
And Revival Healthcare Motion (Page 244)
For Additional Wallsaver Recliners.

DESCRIPTION:

- Upholstery Frames: Steel, Plywood & Hardwood
- Seat: High Density Polyurethane Foam Over Sheet Webbing
- Back: High Density Polyurethane Foam Over Sinuous Wire Springs
- Upholstered Covers: Attached w/ Velcro / Removable For Maintenance
- Antimicrobial Moisture Barrier Fully Encapsulates All Foam Areas
- Double Needle Stitching Standard (Welting Optional - No Charge)
- Rotational & Directional Locking Casters (Rear)
- Leather Upholstery Not Available
- Lifetime Warranty

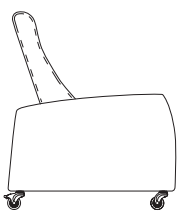
OPTIONS:

- Layflat Medical Recliner Options (See Pages 291-296)
- Feather Down & Polyester Pillows Available (See Page 5)

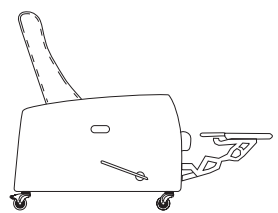
LAYFLAT MEDICAL RECLINER		ITEM #:	SPECIFICATIONS GRADES LIST PRICES:													
		LAYFLAT / TRENDELENBURG RECLINER 1857-L 1857-T 1857-R	Overall: 30"w 38.5"d 45"h Seat: 24"w 20"d 20"h			Arm: 28"h Weight: 175 lbs.			COM: 5.5 yds. COL: n/a							
			COM	COL	1	2	3	4	5	6	7	8	9	10	L1	L2
			2580	N/A	2686	2810	2934	3057	3181	3305	3429	3552	3676	3800	N/A	N/A
			<i>Layflat / Tight Seat & Back / Removable Upholstery / 500 lb. Weight Capacity</i>													
<i>Trendelenburg / Tight Seat & Back / Removable Upholstery / 500 lb. Weight Capacity</i>																
<i>Replacement Upholstery Covers</i>																
		BARIATRIC LAYFLAT / TRENDELENBURG RECLINER 1857-XL 1857-XT 1857-XR	Overall: 35"w 38.5"d 45"h Seat: 29"w 20"d 20"h			Arm: 28"h Weight: 200 lbs.			COM: 6 yds. COL: n/a							
			COM	COL	1	2	3	4	5	6	7	8	9	10	L1	L2
			2669	N/A	2795	2930	3066	3201	3337	3472	3608	3743	3879	4014	N/A	N/A
			<i>Bariatric Layflat / Tight Seat & Back / Removable Upholstery / 600 lb. Weight Capacity</i>													
<i>Bariatric Trendelenburg / Tight Seat & Back / Removable Upholstery / 600 lb. Weight Capacity</i>																
<i>Replacement Upholstery Covers</i>																
		LAYFLAT GLIDER / RECLINER 1857-LG 1857-LGR	Overall: 28"w 38.5"d 45"h Seat: 23"w 20"d 19"h			Arm: 27"h Weight: 175 lbs.			COM: 5.5 yds. COL: n/a							
			COM	COL	1	2	3	4	5	6	7	8	9	10	L1	L2
			2968	N/A	3078	3213	3349	3484	3620	3755	3891	4026	4162	4297	N/A	N/A
			<i>Layflat Glider / Tight Seat & Back / Removable Upholstery / 500 lb. Weight Capacity</i>													
<i>Replacement Upholstery Covers</i>																



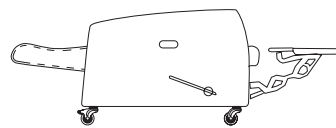
See **Replay Healthcare Motion (Page 176)**
 And **Revival Healthcare Motion (Page 246)**
 For Additional Layflat Medical Recliners.



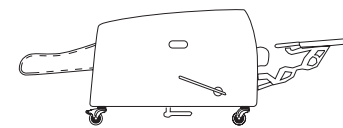
Upright Position
38.5"D






Extended Footrest Position
57.5"D






Layflat Position
73.75"D



Trendelenburg Position
74.75"D

ARM CAPS / TABLET ARMS	OPTION #:	SPECIFICATIONS LIST PRICES AVAILABILITY:
<p>POLYESTER ARM CAPS (Open Arm Chairs)</p> 	<p>EPAC-1</p> <p>\$305 (Set Of 2) POLYESTER (1822-H Hip Height Chair) (1825-RK Rocking Chair) (1825 High Back Patient Chair)</p> <p><i>Black Polyester Arm Cap (Additional Colors Available)</i></p>	
<p>SOLID WOOD / URETHANE / POLYESTER ARM CAPS (Upholstered Arm Chairs)</p>   	<p>EWAC-1</p> <p>\$188 (Set Of 2) WOOD (1845 / 1846 Sleepover Lounge) - Specify Finish (1852 Asynchronous Patient Chair) - Specify Finish (1854-G Lounge Glider / 1854-SG Lounge Swivel Glider) - Specify Finish (1855 Wallsaver Recliner / 1855-X Bariatric Wallsaver Recliner) - Specify Finish (1857-L & 1857-T Medical Recliners / 1857-XL & 1857-XT Bariatric Medical Recliners) - Specify Finish</p> <p>EUAC-1</p> <p>\$198 (Set Of 2) URETHANE (1845 / 1846 Sleepover Lounge) (1852 Asynchronous Patient Chair) (1854-G Lounge Glider / 1854-SG Lounge Swivel Glider) (1855 Wallsaver Recliner / 1855-X Bariatric Wallsaver Recliner) (1857-L & 1857-T Medical Recliners / 1857-XL & 1857-XT Bariatric Medical Recliners)</p> <p>EPAC-2</p> <p>\$328 (Set Of 2) POLYESTER (1845 / 1846 Sleepover Lounge) (1852 Asynchronous Patient Chair) (1854-G Lounge Glider / 1854-SG Lounge Swivel Glider) (1855 Wallsaver Recliner / 1855-X Bariatric Wallsaver Recliner) (1857-L & 1857-T Medical Recliners / 1857-XL & 1857-XT Bariatric Medical Recliners)</p> <p><i>Black Polyester Arm Cap (Additional Colors Available)</i></p>	
<p>TABLET ARMS / CUP HOLDER</p>  <p>Laminate Tablet Arm Shown w/ Cup Holder</p>  <p>Veneer Tablet Arm Shown w/ Cup Holder</p>  <p>Solid Surface Tablet Arm Shown w/ Cup Holder</p>	<p>Overall: 14" Diameter .75"h</p> <p>TA-L</p> <p>\$370 <i>Tablet Arm With 360° Rotation - High Pressure Laminate. (Specify Laminate / Specify Left Or Right Facing Arm Location)</i></p> <p>TA-V</p> <p>\$424 <i>Tablet Arm With 360° Rotation - Sunburst Cherry Veneer. (Specify Finish / Specify Left Or Right Facing Arm Location)</i></p> <p>TA-C</p> <p>\$551 <i>Tablet Arm With 360° Rotation - White Solid Surface. (Available In White Only / Specify Left Or Right Facing Arm Location)</i></p> <p>CH-1</p> <p>\$88 <i>Black Plastic Cup Holder (Only Available If Used With Tablet Arm)</i></p> <p>CH-2</p> <p>\$132 <i>Spun Aluminum Cup Holder (Only Available If Used With Tablet Arm)</i></p> <p>Available: Facelift 3 Evolve Healthcare Collection</p>	
<p>FOLD DOWN TABLET ARM</p>  	<p>Overall: 14" Diameter .75"h</p> <p>FDTA-L</p> <p>\$767 <i>Tablet Arm With 360° Rotation - High Pressure Laminate. (Specify Laminate / Specify Left Or Right Facing Arm Location)</i></p> <p>FDTA-V</p> <p>\$799 <i>Tablet Arm With 360° Rotation - Sunburst Cherry Veneer. (Specify Finish / Specify Left Or Right Facing Arm Location)</i></p> <p>FDTA-C</p> <p>\$948 <i>Tablet Arm With 360° Rotation - White Solid Surface. (Available In White Only / Specify Left Or Right Facing Arm Location)</i></p> <p>Available: Facelift 3 Evolve Healthcare Collection</p>	

TABLET ARMS / POWER / CASTERS	OPTION #:	SPECIFICATIONS LIST PRICES AVAILABILITY:
<p>DOUBLE ARTICULATING / SWIVEL TABLET ARM</p>	<p>Overall: 14" Diameter .75"h</p> <hr/> <p>ATA-L \$728 Tablet Arm With 360° Rotation - High Pressure Laminate. (Specify Laminate / Specify Left Or Right Facing Arm Location)</p> <p>ATA-V \$761 Tablet Arm With 360° Rotation - Sunburst Cherry Veneer. (Specify Finish / Specify Left Or Right Facing Arm Location)</p> <p>ATA-C \$916 Tablet Arm With 360° Rotation - White Solid Surface. (Available In White Only / Specify Left Or Right Facing Arm Location)</p> <p>CH-1 \$88 Black Plastic Cup Holder (Only Available If Used With Tablet Arm)</p> <p>CH-2 \$132 Spun Aluminum Cup Holder (Only Available If Used With Tablet Arm)</p> <p>Available: Facelift 3 Evolve Healthcare Collection</p>	
<p>POWER / DATA MODULE</p> 	<p>Overall: 5.25"w 1.25"d 4.25"h</p> <hr/> <p>PM1 \$717 (1-Power / 1-USB 2 Port Simplex Charger Standard) Vertical / Horizontal Mount Power Module. Price Varies By Socket. Contact Customer Service For Quote. (Additional Colors Available)</p> <p>Available: Facelift 3 Evolve Sleepover Lounge (1844-1845 Models)</p>	
<p>IN-LINE CASTERS</p> 	<p>Overall: 2.75" Diameter 1.75"h</p> <hr/> <p>ILC \$49 (Set Of Two) Single Direction In-Line Caster (Non-Locking / Specify Wood Finish / Specify Location)</p> <p>Available: Facelift 3 Evolve Sleepover Lounge (1844-1845 Models)</p>	
<p>LOCKING / NON-LOCKING CASTERS</p>  <p>Locking Casters</p> <p>Non-Locking Casters</p>	<p>Overall: 1.875"w 2.25"d 1.5"h (Locking) / 1.875"w 1.625"d 1.5"h (Non-Locking)</p> <hr/> <p>LC \$27 (Set Of Two) Locking Casters (Black Finish / Specify Location)</p> <p>NLC \$22 (Set Of Two) Non-Locking Casters (Black Finish / Specify Location)</p> <p>Available: Facelift 3 Evolve Sleepover Lounge (1844-1845 Models)</p>	

CASTERS / LEGS / ELECTRIC / FOLD DOWN ARM	OPTION #:	SPECIFICATIONS LIST PRICES AVAILABILITY:
<p>MEDICAL LOCKING / NON-LOCKING CASTERS</p> <div style="display: flex; justify-content: space-around; align-items: center;"> <div style="text-align: center;">  <p>Locking Casters</p> </div> <div style="text-align: center;">  <p>Non-Locking Casters</p> </div> </div>		<p>Overall: 2.25"w 5"d 5.25"h (Locking) / 2"w 3.75"d 5.25"h (Non-Locking)</p> <hr/> <p>MLC \$154 (Set Of Two) <i>Locking Casters - Motion & Direction (Gray Finish / Specify Location)</i></p> <p>MNLC \$176 (Set Of Two) <i>Non-Locking Casters - Single Direction (Gray Finish / Specify Location)</i></p> <p>Available: <i>Facelift 3 Evolve Medical Recliners</i></p>
<p>BRUSHED ALUMINUM ROUND LEGS</p> <div style="text-align: center;">  </div>		<p>Overall: 2" Diameter 5"h</p> <hr/> <p>ARL \$303 (Set Of 4) <i>(Brushed Aluminum Finish)</i></p> <p>Available: <i>Facelift 3 Evolve Asynchronous Patient Chair (1852 Model)</i></p>
<p>ELECTRIC RECLINE / BATTERY BACKUP / HEAT / MASSAGE</p>		<p>Overall: N/A</p> <hr/> <p>ER-1 \$463 Electric Recline <i>Replaces Manual Mechanism On Any Wallsaver Model - Surface Mounts On Inside Arm (Specify Left Or Right Facing)</i></p> <p>ER-2 \$475 Electric Recline <i>Replaces Manual Mechanism On Any Layflat Model - Surface Mounts On Inside Arm (Specify Left Or Right Facing)</i></p> <p>BB \$276 Battery Backup <i>Allows Any Wallsaver, Layflat, Or Standup Electric Recliner To Be Cordless - Surface Mounts On Inside Arm (Specify Left Or Right Facing)</i></p> <p>HM \$1389 Heat & Massage <i>Add Heat & Massage To Any Wallsaver, Layflat, Or Standup Electric Recliner - Surface Mounts On Inside Arm (Specify Left Or Right Facing)</i></p> <p>H \$1240 Heat <i>Add Heat Only To Any Wallsaver, Layflat, Or Standup Electric Recliner - Surface Mounts On Inside Arm (Specify Left Or Right Facing)</i></p> <p>Available: <i>Facelift Evolve Recliners</i></p>

FOLD DOWN ARM / PUSH BAR / I.V. POLE / SIDE TRAY	OPTION #:	SPECIFICATIONS LIST PRICES AVAILABILITY:
<p>FOLD DOWN ARM</p> 	<p>FDA-1</p> <p>Overall: 24"w 2.5"d 10"h</p> <hr/> <p>\$315 Per Arm <i>Piano Hinged Fold Down Arm.</i></p> <p>Available: <i>Facelift 3 Evolve Wallsaver Recliner (1855 - Right Facing Only) & Layflat Medical Recliner (1857 - Right Facing Only)</i> Note: <i>If Two Fold Down Arms (Left & Right) Are Requested On A Recliner, The Electric Wand Must Be Specified.</i></p>	
<p>PUSH BAR</p> 	<p>PB</p> <p>Overall: 18.5"w 3.5"d 1"h</p> <hr/> <p>\$198 <i>(Black Finish)</i></p> <p>Available: <i>Facelift 3 Evolve Medical Recliners</i></p>	
<p>I.V. POLE</p> 	<p>IV</p> <p>Overall: 10"w 2.5"d 39.5" / 69.75"h</p> <hr/> <p>\$404 <i>Height Adjustable I.V. Pole (Chrome & Black Finish / Specify Left Or Right Facing Location)</i></p> <p>Available: <i>Facelift 3 Evolve Medical Recliners</i></p>	
<p>SIDE TRAY</p> 	<p>ST-1 \$210 <i>Drop-Down Side Tray (Small Side Tray)</i></p> <p>ST-2 \$287 <i>Drop-Down Side Tray (Large Side Tray)</i></p> <hr/> <p>Available: <i>Facelift 3 Evolve Medical Recliners</i></p>	

BAG HOLDER / BUCKLE FOOTREST / OXYGEN TANK HOLDER / RING BASE	OPTION #:	SPECIFICATIONS LIST PRICES AVAILABILITY:
<p>BAG HOLDER / PERSONAL RESTRAINT BUCKLE</p> 	<p>Overall: 2.19"w .38"d 2.56"h</p> <hr/> <p>BH \$56 <i>Bag Holder (Brushed Finish / Specify Left Or Right Facing Location)</i></p> <p>RB \$100 (Set Of 2) <i>Personal Restraint Buckle (Brushed Finish)</i></p> <p>Available: <i>Facelift 3 Evolve Medical Recliners</i> <i>Note: If A Medical Recliner With A Manual Mechanism Is Selected, The Standard Side Tray Location Will Be Front Right Facing</i></p>	
<p>FOOTREST</p> 	<p>Overall: 16"w 8"d .1875"h</p> <hr/> <p>FR \$259 <i>(Black Finish)</i></p> <p>Available: <i>Facelift 3 Evolve Medical Recliners</i></p>	
<p>OXYGEN TANK HOLDER</p> 	<p>Overall: 4.75" Diameter 9.75"h</p> <hr/> <p>OH \$204 <i>Black Metal Oxygen Tank Holder Holds a 4.375" Diameter Oxygen Tank (Not Included) (Specify Left Or Right Facing Location)</i></p> <p>Available: <i>Facelift 3 Evolve Medical Recliners</i></p>	
<p>LOUNGE GLIDER WOOD RING BASE</p> 	<p>Overall: 22"dia. 3"h</p> <hr/> <p>WR \$192 <i>Wood Ring Base replaces circular metal base (1854-G) or swivel glider w/ circular metal base (1854-SG).</i></p> <p><i>Specify Exposed Wood Finish. (See Page 6)</i></p> <p>Available: <i>Facelift Evolve Lounge Glider</i></p>	

COVERS / SPRINGS	OPTION #:	SPECIFICATIONS LIST PRICES AVAILABILITY:
<p>CONTRASTING COVERS</p> 	<p>Overall: N/A</p> <hr/> <p>CC \$110 <i>NOTE: If Two Or More Upholsteries Or Leathers Are Used On Any Piece Of Furniture, Then A Contrast Charge Will Apply Per Order. When Using Trinity Upholstery, The Higher Priced Upholstery Grade Will Be Used In Pricing, Unless It's Trinity Leather With Fabric Contrast Welt, Or COM With Trinity Contrast Welt, Then Contact Customer Service For Pricing.</i></p> <p>Available: <i>Facelift 3 Evolve Healthcare Motion</i></p>	
<p>TRI-COIL SPRING SYSTEM SEAT CUSHION</p>	<p>Overall: 23.5"w 20"d 6"h</p> <hr/> <p>TCS Contact Customer Service <i>Tri-Coil Spring System. (Standard Unit Widths)</i></p> <p>TCSB Contact Customer Service <i>Tri-Coil Spring System. (Bariatric Widths)</i></p> <p>Available: <i>Facelift 3 Evolve Recliners</i></p>	