

Facelift Evolve

HEALTHCARE MOTION

Effective: January 1, 2022



T R I N I T Y

Date:

Page:

Modification:

Description:





DESCRIPTION:

- Upholstery Frames: Steel, Plywood & Hardwood
- Seat: High Density Polyurethane Foam Over Strap Webbing
- Back: High Density Polyurethane Foam Over Sinuous Wire Springs
- Upholstered Covers: Attached w/ Velcro / Removable For Maintenance
- Exposed Wood Legs: Solid Hardwood / Removable For Maintenance
- Antimicrobial Moisture Barrier Fully Encapsulates All Foam Areas
- Leather Upholstery Not Available
- Lifetime Warranty

OPTIONS:

- EPAC-1 Black Polyester Arm Caps (Set Of 2).....\$329
- Closed Arm Panels (See 1800-PL / 1800-PR Item #'s - Facelift Guest)
- Specify Exposed Wood Finish (See Page 6)

NOTE: All Seating Configurations Are Viewed From Left To Right Facing. Please Attach A Layout Showing Seating Configuration w/ Your Order. Assembled Units Must Be Shipped In Configurations Of 3 Or Less.

PATIENT	ITEM #:	SPECIFICATIONS GRADES LIST PRICES:													
		Overall: 23.75"w 24"d 38"h		Arm: 29.5"h					COM: 1.75 yds.						
		Seat: 20.25"w 19"d 24"h		Weight: 40 lbs.					COL: n/a						
		COM	COL	1	2	3	4	5	6	7	8	9	10	L1	L2
	1820-H	1146	N/A	1160	1198	1236	1274	1312	1351	1389	1427	1465	1503	N/A	N/A
		<i>Tight Seat & Back / Removable Upholstery</i>													
	1820-R	121	N/A	191	229	267	305	343	382	420	458	496	534	N/A	N/A
		<i>Replacement Upholstery Covers</i>													
		Overall: 23.75"w 24"d 38"h		Arm: 29.5"h					COM: 1.75 yds.						
		Seat: 20.25"w 19"d 24"h		Weight: 40 lbs.					COL: n/a						
		COM	COL	1	2	3	4	5	6	7	8	9	10	L1	L2
	1822-H	1178	N/A	1190	1229	1267	1305	1343	1381	1419	1458	1496	1534	N/A	N/A
		<i>Tight Seat & Back / Removable Upholstery</i>													
	1820-R	121	N/A	191	229	267	305	343	382	420	458	496	534	N/A	N/A
		<i>Replacement Upholstery Covers</i>													
		Overall: 23.5"w 28.75"d 45"h		Arm: 25"h					COM: 2.25 yds.						
		Seat: 20"w 19"d 18.5"h		Weight: 40 lbs.					COL: n/a						
		COM	COL	1	2	3	4	5	6	7	8	9	10	L1	L2
	1824-RK	1251	N/A	1285	1336	1386	1437	1488	1539	1590	1641	1692	1743	N/A	N/A
		<i>Tight Seat & Back / Removable Upholstery</i>													
	1824-R	125	N/A	220	271	322	373	424	474	525	576	627	678	N/A	N/A
		<i>Replacement Upholstery Covers</i>													
		See Available Footstools Next Page													
		Overall: 23.5"w 28.75"d 45"h		Arm: 25"h					COM: 2.25 yds.						
		Seat: 20"w 19"d 18.5"h		Weight: 40 lbs.					COL: n/a						
		COM	COL	1	2	3	4	5	6	7	8	9	10	L1	L2
	1825-RK	1267	N/A	1300	1351	1402	1453	1504	1554	1605	1656	1707	1758	N/A	N/A
		<i>Tight Seat & Back / Removable Upholstery</i>													
	1824-R	125	N/A	220	271	322	373	424	474	525	576	627	678	N/A	N/A
		<i>Replacement Upholstery Covers</i>													
		See Available Footstools Next Page													



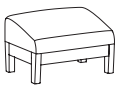
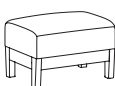
DESCRIPTION:

- Upholstery Frames: Steel, Plywood & Hardwood
- Seat: High Density Polyurethane Foam Over Strap Webbing
- Back: High Density Polyurethane Foam Over Sinuous Wire Springs
- Upholstered Covers: Attached w/ Velcro / Removable For Maintenance
- Exposed Wood Legs: Solid Hardwood / Removable For Maintenance
- Antimicrobial Moisture Barrier Fully Encapsulates All Foam Areas
- Leather Upholstery Not Available
- Lifetime Warranty

OPTIONS:

- EPAC-1 Black Polyester Arm Caps (Set Of 2).....\$329
- Closed Arm Panels (See 1800-PL / 1800-PR Item #'s - Facelift Guest)
- Specify Exposed Wood Finish (See Page 6)

NOTE: All Seating Configurations Are Viewed From Left To Right Facing. Please Attach A Layout Showing Seating Configuration w/ Your Order. Assembled Units Must Be Shipped In Configurations Of 3 Or Less.

PATIENT CHAIR / FOOTSTOOL		ITEM #:	SPECIFICATIONS GRADES LIST PRICES:													
	HIGH BACK PATIENT CHAIR / WOOD ARMS		Overall: 23.5"w 26"d 45"h Seat: 20"w 19"d 18.5"h			Arm: 25"h Weight: 50 lbs.			COM: 2.25 yds. COL: n/a							
			COM	COL	1	2	3	4	5	6	7	8	9	10	L1	L2
	1824		1219	N/A	1241	1286	1330	1366	1420	1464	1509	1553	1598	1642	N/A	N/A
			<i>Tight Seat & Back / Removable Upholstery</i>													
	1824-R		125	N/A	220	271	322	373	424	474	525	576	627	678	N/A	N/A
		<i>Replacement Upholstery Covers</i>														
	Headrest/Lumbar		65	N/A	86	98	112	125	137	150	162	176	188	201	N/A	N/A
		<i>COM: .75 yds.</i>														
See Available Footstools Below																
	HIGH BACK PATIENT CHAIR / URETHANE ARMS		Overall: 23.5"w 26"d 45"h Seat: 20"w 19"d 18.5"h			Arm: 25"h Weight: 50 lbs.			COM: 2.25 yds. COL: n/a							
			COM	COL	1	2	3	4	5	6	7	8	9	10	L1	L2
	1825		1224	N/A	1259	1310	1361	1412	1463	1514	1565	1616	1666	1717	N/A	N/A
			<i>Tight Seat & Back / Removable Upholstery</i>													
	1824-R		125	N/A	220	271	322	373	424	474	525	576	627	678	N/A	N/A
		<i>Replacement Upholstery Covers</i>														
	Headrest/Lumbar		65	N/A	86	98	112	125	137	150	162	176	188	201	N/A	N/A
		<i>COM: .75 yds.</i>														
See Available Footstools Below																
	OTTOMAN / FOOTSTOOL / SLOPED / STOWS UNDER ALL PATIENT & GLIDER CHAIRS		Overall: 18"w 15"d 12"h Seat: n/a			Arm: n/a Weight: 27 lbs.			COM: 1.25 yds. COL: n/a							
			COM	COL	1	2	3	4	5	6	7	8	9	10	L1	L2
	1834		333	N/A	366	391	417	442	467	493	518	544	569	595	N/A	N/A
			<i>Tight Top / Removable Upholstery</i>													
	1834-R		69	N/A	116	142	167	193	218	244	269	295	320	345	N/A	N/A
		<i>Replacement Upholstery Cover</i>														
	OTTOMAN / FOOTSTOOL / FLAT / STOWS UNDER ALL PATIENT & GLIDER CHAIRS		Overall: 18"w 15"d 12"h Seat: n/a			Arm: n/a Weight: 27 lbs.			COM: 1.25 yds. COL: n/a							
			COM	COL	1	2	3	4	5	6	7	8	9	10	L1	L2
	1835		354	N/A	386	411	437	462	488	513	539	564	590	615	N/A	N/A
			<i>Tight Top / Removable Upholstery</i>													
	1835-R		69	N/A	116	142	167	193	218	244	269	295	320	345	N/A	N/A
		<i>Replacement Upholstery Cover</i>														



DESCRIPTION:

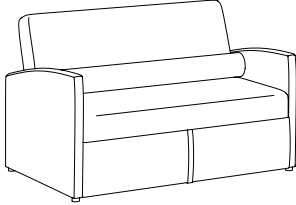

- Upholstery Frames: Steel, Plywood & Hardwood
- Seat: High Density Polyurethane Foam Over Sheet Webbing
- Back: High Density Polyurethane Foam Over Polypropylene Webbing
- Upholstered Covers: Attached w/ Velcro / Removable For Maintenance
- Removable Bolster Pillow For 1845 / 1846 (5" Diameter)
- Antimicrobial Moisture Barrier Fully Encapsulates All Foam Areas
- Double Needle Stitching Standard
- Metal To Metal Connections For All Hardware Assembly
- Leather Upholstery Not Available
- Lifetime Warranty

OPTIONS:


- EWAC-1 Solid Wood Arm Caps (Set Of 2)\$203
 - EUAC-1 Black Urethane Arm Caps (Set Of 2).....\$214
 - EPAC-2 Black Polyester Arm Caps (Set Of 2).....\$354
 - ILC In-Line Casters (Set Of 2).....\$53
 - LC Locking Casters (Set Of 2).....\$29
 - NLC Non-Locking Casters (Set Of 2).....\$24
 - 3LC 3" Locking Casters - #1847 Model Only (Set Of 2).....\$193
 - PM1 Power/Data Module (1-Power / 1-USB 2 Port Simplex Charger)\$774
- Feather Down & Polyester Pillows Available (See Page 5)
Specify Exposed Wood Finish (See Page 6)
Tablet Arm / Cup Holder Options (See Facelift Evolve Healthcare Options Pages)

SLEEPOVER UNITS


LOUNGE CHAIR / FULLY UPHOLSTERED	ITEM #:	SPECIFICATIONS GRADES LIST PRICES:													
		COM	COL	1	2	3	4	5	6	7	8	9	10	L1	L2
		Overall: 33.5"w 34.5"d 33"h Overall Length: 84"d Arm: 24"h COM: 6.5 yds. Sleep Area: 28"w 80"d Seat: 28"w 23"d 17.5"h Weight: 175 lbs. COL: n/a													
	1845	3658	N/A	4240	4399	4558	4717	4876	5035	5194	5354	5513	5672	N/A	N/A
		Tight Seat & Back / Removable Upholstery / 500 lbs. Weight Capacity													
	1845-R	261	N/A	565	724	884	1043	1202	1361	1520	1679	1838	1997	N/A	N/A
		Replacement Upholstery Covers													
															

TWO PLACE SOFA / FULLY UPHOLSTERED	ITEM #:	SPECIFICATIONS GRADES LIST PRICES:													
		COM	COL	1	2	3	4	5	6	7	8	9	10	L1	L2
		Overall: 53"w 34.5"d 33"h Overall Length: 84"d Arm: 24"h COM: 9 yds. Sleep Area: 48"w 80"d Seat: 48"w 23"d 17.5"h Weight: 220 lbs. COL: n/a													
	1846	4667	N/A	5449	5671	5894	6117	6340	6562	6785	7008	7230	7453	N/A	N/A
		Tight Seat & Back / Removable Upholstery / 500 lbs. Weight Capacity													
	1846-R	311	N/A	740	963	1185	1408	1631	1853	2076	2299	2522	2744	N/A	N/A
		Replacement Upholstery Covers													
															

FOUR POSITION ADJUSTMENT FOR 1845 / 1846

 See **Replay Healthcare Motion And Revival Healthcare Motion (Page 242)** For Additional Sleepover Units.



BACK-FLIP SLEEPER SOFA	ITEM #:	SPECIFICATIONS GRADES LIST PRICES:													
		COM	COL	1	2	3	4	5	6	7	8	9	10	L1	L2
		Overall: 76"w 36"d 36"h Arm: 24.5"h COM: 12.25 yds. Sleep Area: 70"w 31"d 20"h Weight: 235 lbs. COL: n/a													
	1847	3799	N/A	4203	4508	4814	5119	5425	5730	6036	6341	6646	6952	N/A	N/A
		Tight Seat & Back / Removable Upholstery / 1000 lbs. Weight Capacity													
	1847-R	1010	N/A	1566	1871	2177	2482	2787	3093	3398	3704	4009	4315	N/A	N/A
		Replacement Upholstery Covers													

DESCRIPTION:

- Upholstery Frames: Steel, Plywood & Hardwood
- Seat: High Density Polyurethane Foam Over Sheet Webbing
- Back: High Density Polyurethane Foam Over Polypropylene Webbing
- Upholstered Covers: Attached w/ Velcro / Removable For Maintenance
- Antimicrobial Moisture Barrier Fully Encapsulates All Foam Areas
- Double Needle Stitching Standard
- Exposed Wood Legs: Solid Hardwood / Removable For Maintenance
- Leather Upholstery Not Available
- Lifetime Warranty

OPTIONS:

- EWAC-1 Solid Wood Arm Caps (Set Of 2)\$203
- EUAC-1 Black Urethane Arm Caps (Set Of 2).....\$214
- EPAC-2 Black Polyester Arm Caps (Set Of 2).....\$354
- ARL Brushed Aluminum Round Legs (Set Of 4).....\$327
- WR Wood Ring Base - Replaces Metal Base On 1854-G/1854-SG\$207
- PM1 Power/Data Module (1-Power / 1-USB 2 Port Simplex Charger)\$774


Feather Down & Polyester Pillows Available (See Page 5)
 Specify Exposed Wood Finish (See Page 6)
 Tablet Arm / Cup Holder Options (See Facelift Evolve Healthcare Options Pages)

PATIENT CHAIR / GLIDER

ITEM #:

SPECIFICATIONS | GRADES | LIST PRICES:

ASYNCHRONOUS PATIENT CHAIR / FULLY UPHOLSTERED

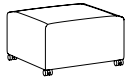


Healthcare Motion

Overall: 25"w 33.5"d 39.25"h **Arm:** 24.25"h **COM:** 4.25 yds.
Seat: 21"w 20"d 18.75"h **Weight:** 63 lbs. **COL:** n/a

COM	COL	1	2	3	4	5	6	7	8	9	10	L1	L2
1852	N/A	1588	1706	1823	1941	2059	2177	2295	2413	2530	2648	N/A	N/A
<i>Tight Seat & Back / Removable Upholstery</i>													
1852-R	N/A	388	490	592	694	796	898	999	1101	1203	1305	N/A	N/A
<i>Replacement Upholstery Covers</i>													

OTTOMAN ON CASTERS / STOWS UNDER ALL PATIENT CHAIRS




Healthcare Motion

Overall: 18"w 18"d 11"h **Arm:** n/a **COM:** 1 yd.
Seat: n/a **Weight:** 25 lbs. **COL:** n/a

COM	COL	1	2	3	4	5	6	7	8	9	10	L1	L2
1809	N/A	360	379	399	418	437	456	475	494	513	532	N/A	N/A
<i>Removable Upholstery</i>													
1809-R	N/A	109	129	148	167	186	205	224	243	262	281	N/A	N/A
<i>Replacement Upholstery Covers</i>													

LOUNGE GLIDER / FULLY UPHOLSTERED



Healthcare Motion

Overall: 27"w 32"d 35"h **Arm:** 24"h **COM:** 4.5 yds.
Seat: 21"w 20"d 18"h **Weight:** 115 lbs. **COL:** n/a

COM	COL	1	2	3	4	5	6	7	8	9	10	L1	L2
1854-G	N/A	1810	1918	2027	2135	2243	2351	2459	2567	2676	2784	N/A	N/A
<i>Circular Metal Base / Tight Seat & Back / Removable Upholstery</i>													
1854-SG	N/A	1917	2025	2133	2242	2350	2458	2566	2674	2783	2891	N/A	N/A
<i>Swivel Glider w/ Circular Metal Base / Tight Seat & Back / Removable Upholstery</i>													
1854-R	N/A	408	516	624	732	840	949	1057	1165	1273	1381	N/A	N/A
<i>Replacement Upholstery Covers</i>													



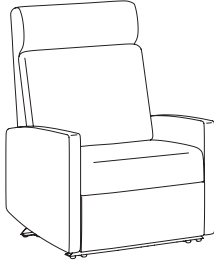


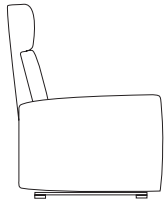








See Replay Healthcare Motion And Revival Healthcare Motion For Additional Patient Chairs & Gliders.

DESCRIPTION:

- Upholstery Frames: Steel, Plywood & Hardwood
- Seat: High Density Polyurethane Foam Over Sheet Webbing
- Back: High Density Polyurethane Foam Over Sinuous Wire Springs
- Upholstered Covers: Attached w/ Velcro / Removable For Maintenance
- Antimicrobial Moisture Barrier Fully Encapsulates All Foam Areas
- Double Needle Stitching Standard (Welting Optional - No Charge)
- Dual-Wheel Casters: (2) Front Locking/Swivel & (2) Rear Non-Locking/Non-Swivel (1865)
- (2) Drop Down Side Trays Mounted To Black Metal Tubing (1865)
- Leather Upholstery Not Available
- Lifetime Warranty

OPTIONS:

(See Facelift Evolve Healthcare Options Pages)
 Feather Down & Polyester Pillows Available (See Page 5)

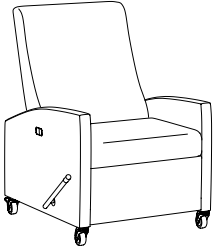

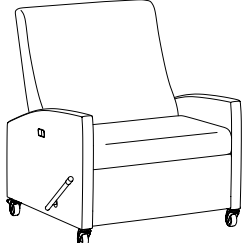

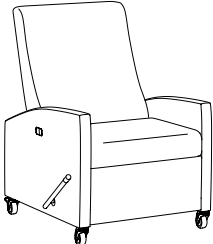

WALLSAVER / INFUSION RECLINER		ITEM #:	SPECIFICATIONS GRADES LIST PRICES:													
	WALLSAVER RECLINER / FULLY UPHOLSTERED		Overall: 27"w 34"d 41.5"h			Arm: 23"h			COM: 4.75 yds.							
	Seat: 21"w 21.5"d 18"h			Weight: 110 lbs.			COL: n/a									
				COM	COL	1	2	3	4	5	6	7	8	9	10	L1
	1855		1825	N/A	1990	2123	2255	2388	2521	2653	2786	2918	3051	3183	N/A	N/A
			<i>Tight Seat & Back / Removable Upholstery / 6" Wall Proximity / 350 lb. Weight Capacity</i>													
	1855-R		234	N/A	450	565	680	794	909	1023	1138	1252	1367	1481	N/A	N/A
			<i>Replacement Upholstery Covers</i>													
	Healthcare Motion															
	BARIATRIC WALLSAVER RECLINER / FULLY UPHOLSTERED		Overall: 32"w 34"d 41.5"h			Arm: 23"h			COM: 5.25 yds.							
	Seat: 26"w 21.5"d 18"h			Weight: 120 lbs.			COL: n/a									
				COM	COL	1	2	3	4	5	6	7	8	9	10	L1
	1855-X		1881	N/A	2073	2220	2367	2515	2662	2809	2957	3104	3251	3398	N/A	N/A
			<i>Tight Seat & Back / Removable Upholstery / 6" Wall Proximity / 500 lb. Weight Capacity</i>													
	1855-XR		240	N/A	481	608	736	863	990	1117	1245	1372	1499	1626	N/A	N/A
			<i>Replacement Upholstery Covers</i>													
	Healthcare Motion															
	See <i>Replay Healthcare Motion And Revival Healthcare Motion For Additional Wallsaver Recliners.</i>															
																
			Upright Position 34"D	Extended Footrest Position 54.5"D	Full Recline Position 65.5"D											
	INFUSION WALLSAVER RECLINER / FULLY UPHOLSTERED		Overall: 26.25"w 34"d 46"h			Arm: 27"h			COM: 5 yds.							
	Seat: 21"w 20.5"d 19"h			Weight: 130 lbs.			COL: n/a									
				COM	COL	1	2	3	4	5	6	7	8	9	10	L1
	1865		2644	N/A	2769	2904	3039	3174	3308	3443	3578	3712	3847	3982	N/A	N/A
			<i>Tight Seat & Back / Removable Upholstery / 350 lb. Weight Capacity</i>													
	1865-R		260	N/A	526	666	806	946	1086	1226	1366	1506	1646	1786	N/A	N/A
			<i>Replacement Upholstery Covers</i>													
	Healthcare Motion															
	See <i>Replay & Revival Healthcare Motion For Additional Infusion Wallsaver Recliners.</i>															
																
			Upright Position 32"D	Extended Footrest Position 52"D	Full Recline Position 64.5"D											
			Optional Central Braking Available													

DESCRIPTION:

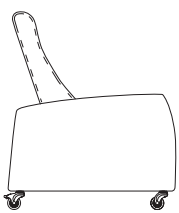
- Upholstery Frames: Steel, Plywood & Hardwood
- Seat: High Density Polyurethane Foam Over Sheet Webbing
- Back: High Density Polyurethane Foam Over Sinuous Wire Springs
- Upholstered Covers: Attached w/ Velcro / Removable For Maintenance
- Antimicrobial Moisture Barrier Fully Encapsulates All Foam Areas
- Double Needle Stitching Standard (Welting Optional - No Charge)
- Rotational & Directional Locking Casters (Rear)
- Leather Upholstery Not Available
- Lifetime Warranty

OPTIONS:

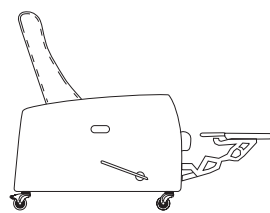
Layflat Medical Recliner Options (See Facelift Evolve Healthcare Options Pages)
 Feather Down & Polyester Pillows Available (See Page 5)

LAYFLAT MEDICAL RECLINER	ITEM #:	SPECIFICATIONS GRADES LIST PRICES:													
		Overall: 30"w 38.5"d 45"h				Arm: 28"h				COM: 5.5 yds.					
		Seat: 24"w 20"d 20"h				Weight: 175 lbs.				COL: n/a					
		COM	COL	1	2	3	4	5	6	7	8	9	10	L1	L2
	1857-L	3224	N/A	3358	3513	3667	3822	3976	4131	4286	4440	4595	4750	N/A	N/A
		<i>Layflat / Tight Seat & Back / Removable Upholstery / 500 lb. Weight Capacity</i>													
	1857-T	3349	N/A	3476	3630	3785	3940	4094	4249	4404	4558	4713	4868	N/A	N/A
		<i>Trendelenburg / Tight Seat & Back / Removable Upholstery / 500 lb. Weight Capacity</i>													
	1857-R	264	N/A	517	651	784	918	1051	1185	1319	1452	1586	1720	N/A	N/A
		<i>Replacement Upholstery Covers</i>													
 Healthcare Motion															
		Overall: 35"w 38.5"d 45"h				Arm: 28"h				COM: 6 yds.					
		Seat: 29"w 20"d 20"h				Weight: 200 lbs.				COL: n/a					
		COM	COL	1	2	3	4	5	6	7	8	9	10	L1	L2
	1857-XL	3337	N/A	3493	3663	3832	4002	4171	4340	4510	4679	4849	5018	N/A	N/A
		<i>Bariatric Layflat / Tight Seat & Back / Removable Upholstery / 600 lb. Weight Capacity</i>													
	1857-XT	3474	N/A	3623	3792	3962	4131	4301	4470	4639	4809	4978	5148	N/A	N/A
		<i>Bariatric Trendelenburg / Tight Seat & Back / Removable Upholstery / 600 lb. Weight Capacity</i>													
	1857-XR	269	N/A	547	694	840	987	1133	1279	1426	1572	1718	1865	N/A	N/A
		<i>Replacement Upholstery Covers</i>													
 Healthcare Motion															
		Overall: 28"w 38.5"d 45"h				Arm: 27"h				COM: 5.5 yds.					
		Seat: 23"w 20"d 19"h				Weight: 175 lbs.				COL: n/a					
		COM	COL	1	2	3	4	5	6	7	8	9	10	L1	L2
	1857-LG	3710	N/A	3847	4016	4186	4355	4524	4694	4863	5033	5202	5371	N/A	N/A
		<i>Layflat Glider / Tight Seat & Back / Removable Upholstery / 500 lb. Weight Capacity</i>													
	1857-LGR	264	N/A	517	651	784	918	1051	1185	1319	1452	1586	1720	N/A	N/A
		<i>Replacement Upholstery Covers</i>													
 Healthcare Motion															

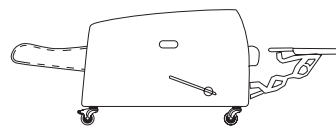
 See **Replay Healthcare Motion And Revival Healthcare Motion For Additional Layflat Medical Recliners.**



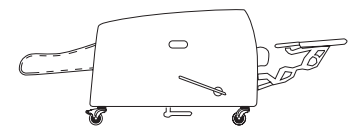
Upright Position
38.5"D







Extended Footrest Position
57.5"D










Layflat Position
73.75"D



Trendelenburg Position
74.75"D

ARM CAPS / TABLET ARMS	OPTION #:	SPECIFICATIONS LIST PRICES AVAILABILITY:
POLYESTER ARM CAPS (Open Arm Chairs)		
	EPAC-1	<p>Overall: 2.75"w 22.5"d 1.125"h</p> <p>\$329 (Set Of 2) POLYESTER (1822-H Hip Height Chair) (1825-RK Rocking Chair) (1825 High Back Patient Chair)</p> <p><i>Black Polyester Arm Cap (Additional Colors Available)</i></p>
	SOLID WOOD / URETHANE / POLYESTER ARM CAPS (Upholstered Arm Chairs)	
  	EWAC-1	<p>\$203 (Set Of 2) WOOD (1845 / 1846 Sleepover Lounge) - Specify Finish (1852 Asynchronous Patient Chair) - Specify Finish (1854-G Lounge Glider / 1854-SG Lounge Swivel Glider) - Specify Finish (1855 Wallsaver Recliner / 1855-X Bariatric Wallsaver Recliner) - Specify Finish (1857-L & 1857-T Medical Recliners / 1857-XL & 1857-XT Bariatric Medical Recliners) - Specify Finish</p>
	EUAC-1	<p>\$214 (Set Of 2) URETHANE (1845 / 1846 Sleepover Lounge) (1852 Asynchronous Patient Chair) (1854-G Lounge Glider / 1854-SG Lounge Swivel Glider) (1855 Wallsaver Recliner / 1855-X Bariatric Wallsaver Recliner) (1857-L & 1857-T Medical Recliners / 1857-XL & 1857-XT Bariatric Medical Recliners)</p>
	EPAC-2	<p>\$354 (Set Of 2) POLYESTER (1845 / 1846 Sleepover Lounge) (1852 Asynchronous Patient Chair) (1854-G Lounge Glider / 1854-SG Lounge Swivel Glider) (1855 Wallsaver Recliner / 1855-X Bariatric Wallsaver Recliner) (1857-L & 1857-T Medical Recliners / 1857-XL & 1857-XT Bariatric Medical Recliners)</p> <p><i>Black Polyester Arm Cap (Additional Colors Available)</i></p>
TABLET ARMS / CUP HOLDER		
 <i>Laminate Tablet Arm Shown w/ Cup Holder</i>  <i>Veneer Tablet Arm Shown w/ Cup Holder</i>  <i>Solid Surface Tablet Arm Shown w/ Cup Holder</i>	TA-L	<p>\$407 Tablet Arm With 360° Rotation - High Pressure Laminate. (Specify Laminate / Specify Left Or Right Facing Arm Location)</p>
	TA-V	<p>\$466 Tablet Arm With 360° Rotation - Sunburst Cherry Veneer. (Specify Finish / Specify Left Or Right Facing Arm Location)</p>
	TA-C	<p>\$606 Tablet Arm With 360° Rotation - White Solid Surface. (Available In White Only / Specify Left Or Right Facing Arm Location)</p>
	CH-1	<p>\$97 Black Plastic Cup Holder (Only Available If Used With Tablet Arm)</p>
	CH-2	<p>\$145 Spun Aluminum Cup Holder (Only Available If Used With Tablet Arm)</p> <p>Available: Facelift Evolve Healthcare Collection</p>
FOLD DOWN TABLET ARM		
 	FDTA-L	<p>\$978 Tablet Arm With 360° Rotation - High Pressure Laminate. (Specify Laminate / Specify Left Or Right Facing Arm Location)</p>
	FDTA-V	<p>\$1026 Tablet Arm With 360° Rotation - Sunburst Cherry Veneer. (Specify Finish / Specify Left Or Right Facing Arm Location)</p>
	FDTA-C	<p>\$1166 Tablet Arm With 360° Rotation - White Solid Surface. (Available In White Only / Specify Left Or Right Facing Arm Location)</p> <p>Available: Facelift Evolve Healthcare Collection</p>

TABLET ARMS / POWER / CASTERS	OPTION #:	SPECIFICATIONS LIST PRICES AVAILABILITY:
<p>DOUBLE ARTICULATING / SWIVEL TABLET ARM</p>  <p>ATA-L Double Articulating / Swivel Tablet Arm</p>  <p>ATA-L w/ CH-1 Black Plastic Cup Holder</p>	<p>Overall: 14" Diameter .75"h</p> <hr/> <p>ATA-L \$801 <i>Tablet Arm With 360° Rotation - High Pressure Laminate. (Specify Laminate / Specify Left Or Right Facing Arm Location)</i></p> <p>ATA-V \$837 <i>Tablet Arm With 360° Rotation - Sunburst Cherry Veneer. (Specify Finish / Specify Left Or Right Facing Arm Location)</i></p> <p>ATA-C \$1008 <i>Tablet Arm With 360° Rotation - White Solid Surface. (Available In White Only / Specify Left Or Right Facing Arm Location)</i></p> <p>CH-1 \$97 <i>Black Plastic Cup Holder (Only Available If Used With Tablet Arm)</i></p> <p>CH-2 \$145 <i>Spun Aluminum Cup Holder (Only Available If Used With Tablet Arm)</i></p> <p>Available: <i>Facelift Evolve Healthcare Collection</i></p>	
<p>POWER / DATA MODULE</p> 	<p>Overall: 5.25"w 1.25"d 4.25"h</p> <hr/> <p>PM1 \$774 (1-Power / 1-USB 2 Port Simplex Charger Standard) <i>Vertical / Horizontal Mount Power Module. Price Varies By Socket. Contact Customer Service For Quote. (Additional Colors Available)</i></p> <p>Available: <i>Facelift Evolve Sleepover Lounge (1844-1845 Models)</i></p>	
<p>IN-LINE CASTERS</p> 	<p>Overall: 2.75" Diameter 1.75"h</p> <hr/> <p>ILC \$53 (Set Of Two) <i>Single Direction In-Line Caster (Non-Locking / Specify Wood Finish / Specify Location)</i></p> <p>Available: <i>Facelift Evolve Sleepover Lounge (1844-1845 Models)</i></p>	
<p>LOCKING / NON-LOCKING CASTERS</p>  <p>Locking Casters</p>  <p>Non-Locking Casters</p>	<p>Overall: 1.875"w 2.25"d 1.5"h (Locking) / 1.875"w 1.625"d 1.5"h (Non-Locking)</p> <hr/> <p>LC \$29 (Set Of Two) <i>Locking Casters (Black Finish / Specify Location)</i></p> <p>NLC \$24 (Set Of Two) <i>Non-Locking Casters (Black Finish / Specify Location)</i></p> <p>Available: <i>Facelift Evolve Sleepover Lounge (1844-1845 Models)</i></p>	

CASTERS / BRAKE / LEGS / ELECTRIC / FOLD DOWN ARM	OPTION #:	SPECIFICATIONS LIST PRICES AVAILABILITY:
<p>MEDICAL LOCKING / NON-LOCKING CASTERS</p>  <p>Locking Casters</p>  <p>Non-Locking Casters</p>	<p>MLC</p> <p>MNLC</p>	<p>Overall: 2.25"w 5"d 5.25"h (Locking) / 2"w 3.75"d 5.25"h (Non-Locking)</p> <hr/> <p>\$166 (Set Of Two) <i>Locking Casters - Motion & Direction (Gray Finish / Specify Location)</i></p> <p>\$190 (Set Of Two) <i>Non-Locking Casters - Single Direction (Gray Finish / Specify Location)</i></p> <p>Available: <i>Facelift Evolve Medical Recliners</i></p>
<p>CENTRAL BRAKING</p> 	<p>CB-1</p>	<p>Overall: 7.5"w 2"d .5"h</p> <hr/> <p>\$375 (Set Of 1) <i>(White Plastic Brake w/ Lock & Unlock Pedals)</i></p> <p>Available: <i>Facelift Evolve Wallsaver & Infusion Wallsaver Recliners</i></p>
<p>BRUSHED ALUMINUM ROUND LEGS</p> 	<p>ARL</p>	<p>Overall: 2" Diameter 5"h</p> <hr/> <p>\$327 (Set Of 4) <i>(Brushed Aluminum Finish)</i></p> <p>Available: <i>Facelift Evolve Asynchronous Patient Chair (1852 Model)</i></p>
<p>ELECTRIC RECLINE / BATTERY BACKUP / HEAT / MASSAGE</p>  <p>ER-1 Electric Recline <i>(Wallsaver Model)</i></p>  <p>ER-2/ER-3 Electric Recline <i>(Layflat Model)</i></p>  <p>HM Heat & Massage <i>(All Recliner Models)</i></p>  <p>H Heat <i>(All Recliner Models)</i></p>	<p>ER-1</p> <p>ER-2</p> <p>ER-3</p> <p>BB</p> <p>HM</p> <p>H</p>	<p>Overall: N/A</p> <hr/> <p>\$970 Electric Recline <i>Replaces Manual Mechanism On Any Wallsaver Model - Surface Mounts On Inside Arm (Specify Left Or Right Facing)</i></p> <p>\$1004 Electric Recline <i>Replaces Manual Mechanism On Any Layflat Model - Surface Mounts On Inside Arm (Specify Left Or Right Facing)</i></p> <p>\$1365 Electric Recline <i>Replaces Manual Mechanism On Any Trendelenburg Layflat Model - Surface Mounts On Inside Arm (Specify Left Or Right Facing)</i></p> <p>\$490 Battery Backup <i>Allows Any Wallsaver, Layflat, Or Standup Electric Recliner To Be Cordless - Surface Mounts On Inside Arm (Specify Left Or Right Facing)</i></p> <p>\$1389 Heat & Massage <i>Add Heat & Massage To Any Wallsaver, Layflat, Or Standup Electric Recliner - Surface Mounts On Inside Arm (Specify Left Or Right Facing)</i></p> <p>\$1240 Heat <i>Add Heat Only To Any Wallsaver, Layflat, Or Standup Electric Recliner - Surface Mounts On Inside Arm (Specify Left Or Right Facing)</i></p> <p>Available: <i>Facelift Evolve Recliners</i></p>

FOLD DOWN ARM / PUSH BAR / I.V. POLE / SIDE TRAY	OPTION #:	SPECIFICATIONS LIST PRICES AVAILABILITY:
<p>FOLD DOWN ARM</p> 	<p>FDA-1</p> <p>Overall: 24"w 2.5"d 10"h</p> <hr/> <p>\$362 Per Arm <i>Piano Hinged Fold Down Arm.</i></p> <p>Available: <i>Facelift 3 Evolve Wallsaver Recliner (1855 - Right Facing Only) & Layflat Medical Recliner (1857 - Right Facing Only)</i> Note: <i>If Two Fold Down Arms (Left & Right) Are Requested On A Recliner, The Electric Wand Must Be Specified.</i></p>	
<p>PUSH BAR</p> 	<p>PB</p> <p>Overall: 18.5"w 3.5"d 1"h</p> <hr/> <p>\$218 <i>(Black Finish)</i></p> <p>Available: <i>Facelift Evolve Medical Recliners</i></p>	
<p>I.V. POLE</p> 	<p>IV</p> <p>Overall: 10"w 2.5"d 39.5" / 69.75"h</p> <hr/> <p>\$436 <i>Height Adjustable I.V. Pole (Chrome & Black Finish / Specify Left Or Right Facing Location)</i></p> <p>Available: <i>Facelift Evolve Medical Recliners</i></p>	
<p>SIDE TRAY</p> 	<p>Overall: 12.75"w 10"d 4"h (Small Side Tray) / 17"w 10"d 4"h (Large Side Tray)</p> <hr/> <p>ST-1 \$227 <i>Drop-Down Side Tray (Small Side Tray)</i></p> <p>ST-2 \$310 <i>Drop-Down Side Tray (Large Side Tray)</i></p> <p>Available: <i>Facelift Evolve Medical Recliners</i></p>	

BAG HOLDER / BUCKLE FOOTREST / OXYGEN TANK HOLDER / RING BASE	OPTION #:	SPECIFICATIONS LIST PRICES AVAILABILITY:
<p>BAG HOLDER / PERSONAL RESTRAINT BUCKLE</p> 	<p>Overall: 2.19"w .38"d 2.56"h</p> <hr/> <p>BH \$60 <i>Bag Holder (Brushed Finish / Specify Left Or Right Facing Location)</i></p> <p>RB \$108 (Set Of 2) <i>Personal Restraint Buckle (Brushed Finish)</i></p> <p>Available: <i>Facelift Evolve Medical Recliners</i> <i>Note: If A Medical Recliner With A Manual Mechanism Is Selected, The Standard Side Tray Location Will Be Front Right Facing</i></p>	
<p>FOOTREST</p> 	<p>Overall: 16"w 8"d .1875"h</p> <hr/> <p>FR \$333 <i>(Black Finish)</i></p> <p>Available: <i>Facelift Evolve Medical Recliners</i></p>	
<p>OXYGEN TANK HOLDER</p> 	<p>Overall: 4.75" Diameter 9.75"h</p> <hr/> <p>OH \$220 <i>Black Metal Oxygen Tank Holder Holds a 4.375" Diameter Oxygen Tank (Not Included) (Specify Left Or Right Facing Location)</i></p> <p>Available: <i>Facelift Evolve Medical Recliners</i></p>	
<p>LOUNGE GLIDER WOOD RING BASE</p> 	<p>Overall: 22"dia. 3"h</p> <hr/> <p>WR \$207 <i>Wood Ring Base replaces circular metal base (1854-G) or swivel glider w/ circular metal base (1854-SG).</i></p> <p><i>Specify Exposed Wood Finish. (See Page 6)</i></p> <p>Available: <i>Facelift Evolve Lounge Glider</i></p>	

COVERS / SPRINGS	OPTION #:	SPECIFICATIONS LIST PRICES AVAILABILITY:
<p>CONTRASTING COVERS</p> 	<p>Overall: N/A</p> <hr/> <p>CC \$119 <i>NOTE: If Two Or More Upholsteries Or Leathers Are Used On Any Piece Of Furniture, Then A Contrast Charge Will Apply Per Order. When Using Trinity Upholstery, The Higher Priced Upholstery Grade Will Be Used In Pricing, Unless It's Trinity Leather With Fabric Contrast Welt, Or COM With Trinity Contrast Welt, Then Contact Customer Service For Pricing.</i></p> <p>Available: <i>Facelift Evolve Healthcare Motion</i></p>	