



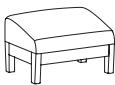
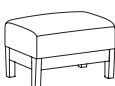
DESCRIPTION:

- Upholstery Frames: Steel, Plywood & Hardwood
- Seat: High Density Polyurethane Foam Over Strap Webbing
- Back: High Density Polyurethane Foam Over Sinuous Wire Springs
- Upholstered Covers: Attached w/ Velcro / Removable For Maintenance
- Exposed Wood Legs: Solid Hardwood / Removable For Maintenance
- Antimicrobial Moisture Barrier Fully Encapsulates All Foam Areas
- Leather Upholstery Not Available
- Lifetime Warranty

OPTIONS:

- EPAC-1 Black Polyester Arm Caps (Set Of 2).....\$305
- Closed Arm Panels (See Page 279)
- Specify Exposed Wood Finish (See Page 6)

NOTE: All Seating Configurations Are Viewed From Left To Right Facing. Please Attach A Layout Showing Seating Configuration w/ Your Order. Assembled Units Must Be Shipped In Configurations Of 3 Or Less.

PATIENT CHAIR / FOOTSTOOL		ITEM #:	SPECIFICATIONS GRADES LIST PRICES:													
	HIGH BACK PATIENT CHAIR / WOOD ARMS		Overall: 23.5"w 26"d 45"h Seat: 20"w 19"d 18.5"h			Arm: 25"h Weight: 50 lbs.			COM: 2.25 yds. COL: n/a							
			COM	COL	1	2	3	4	5	6	7	8	9	10	L1	L2
		1824	1128	N/A	1149	1191	1232	1265	1314	1356	1397	1438	1479	1521	N/A	N/A
		1824-R	116	N/A	204	251	298	345	392	439	486	534	581	628	N/A	N/A
	Headrest/Lumbar	60	N/A	80	91	104	116	127	139	150	163	174	186	N/A	N/A	
See Page 286 For Available Footstools																
	HIGH BACK PATIENT CHAIR / URETHANE ARMS		Overall: 23.5"w 26"d 45"h Seat: 20"w 19"d 18.5"h			Arm: 25"h Weight: 50 lbs.			COM: 2.25 yds. COL: n/a							
			COM	COL	1	2	3	4	5	6	7	8	9	10	L1	L2
		1825	1133	N/A	1166	1213	1260	1307	1354	1402	1449	1496	1543	1590	N/A	N/A
		1824-R	116	N/A	204	251	298	345	392	439	486	534	581	628	N/A	N/A
	Headrest/Lumbar	60	N/A	80	91	104	116	127	139	150	163	174	186	N/A	N/A	
See Page 267 For Available Footstools																
	OTTOMAN / FOOTSTOOL / SLOPED / STOWS UNDER ALL PATIENT & GLIDER CHAIRS		Overall: 18"w 15"d 12"h Seat: n/a			Arm: n/a Weight: 27 lbs.			COM: 1.25 yds. COL: n/a							
			COM	COL	1	2	3	4	5	6	7	8	9	10	L1	L2
		1834	308	N/A	339	362	386	409	433	456	480	504	527	551	N/A	N/A
		1834-R	64	N/A	108	131	155	178	202	226	249	273	296	320	N/A	N/A
	OTTOMAN / FOOTSTOOL / FLAT / STOWS UNDER ALL PATIENT & GLIDER CHAIRS		Overall: 18"w 15"d 12"h Seat: n/a			Arm: n/a Weight: 27 lbs.			COM: 1.25 yds. COL: n/a							
			COM	COL	1	2	3	4	5	6	7	8	9	10	L1	L2
		1835	328	N/A	357	381	405	428	452	475	499	522	546	570	N/A	N/A
		1835-R	64	N/A	108	131	155	178	202	226	249	273	296	320	N/A	N/A