



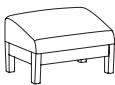
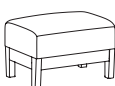
DESCRIPTION:

- Upholstery Frames: Steel, Plywood & Hardwood
- Seat: High Density Polyurethane Foam Over Strap Webbing
- Back: High Density Polyurethane Foam Over Sinuous Wire Springs
- Upholstered Covers: Attached w/ Velcro / Removable For Maintenance
- Exposed Wood Legs: Solid Hardwood / Removable For Maintenance
- Antimicrobial Moisture Barrier Fully Encapsulates All Foam Areas
- Leather Upholstery Not Available
- Lifetime Warranty

OPTIONS:

- Closed Arm Panels (See 1800-PL / 1800-PR Item #'s - Facelift Guest)
- Specify Exposed Wood Finish (See Page 6)

NOTE: All Seating Configurations Are Viewed From Left To Right Facing. Please Attach A Layout Showing Seating Configuration w/ Your Order. Assembled Units Must Be Shipped In Configurations Of 3 Or Less.

PATIENT CHAIR / FOOTSTOOL		ITEM #:	SPECIFICATIONS GRADES LIST PRICES:													
	HIGH BACK PATIENT CHAIR / WOOD ARMS		Overall: 23.5"w 26"d 45"h Seat: 20"w 19"d 18.5"h			Arm: 25"h Weight: 50 lbs.			COM: 2.25 yds. COL: n/a							
			COM	COL	1	2	3	4	5	6	7	8	9	10	L1	L2
		1824	1382	N/A	1408	1458	1509	1549	1610	1660	1711	1761	1812	1862	N/A	N/A
		1824-R	155	N/A	273	336	400	463	526	589	652	716	779	842	N/A	N/A
	Headrest/Lumbar	74	N/A	98	111	127	142	155	170	184	200	213	228	N/A	N/A	
See Available Footstools Below																
	HIGH BACK PATIENT CHAIR / URETHANE ARMS		Overall: 23.5"w 26"d 45"h Seat: 20"w 19"d 18.5"h			Arm: 25"h Weight: 50 lbs.			COM: 2.25 yds. COL: n/a							
			COM	COL	1	2	3	4	5	6	7	8	9	10	L1	L2
		1825	1388	N/A	1428	1486	1543	1601	1659	1717	1774	1832	1890	1947	N/A	N/A
		1824-R	155	N/A	273	336	400	463	526	589	652	716	779	842	N/A	N/A
	Headrest/Lumbar	74	N/A	98	111	127	142	155	170	184	200	213	228	N/A	N/A	
See Available Footstools Below																
	OTTOMAN / FOOTSTOOL / SLOPED / STOWS UNDER ALL PATIENT & GLIDER CHAIRS		Overall: 18"w 15"d 12"h Seat: n/a			Arm: n/a Weight: 27 lbs.			COM: 1.25 yds. COL: n/a							
			COM	COL	1	2	3	4	5	6	7	8	9	10	L1	L2
		1834	377	N/A	415	443	472	501	530	559	588	617	646	674	N/A	N/A
		1834-R	86	N/A	145	176	208	239	271	303	334	366	397	429	N/A	N/A
	OTTOMAN / FOOTSTOOL / FLAT / STOWS UNDER ALL PATIENT & GLIDER CHAIRS		Overall: 18"w 15"d 12"h Seat: n/a			Arm: n/a Weight: 27 lbs.			COM: 1.25 yds. COL: n/a							
			COM	COL	1	2	3	4	5	6	7	8	9	10	L1	L2
		1835	402	N/A	438	467	495	524	553	582	611	640	669	697	N/A	N/A
		1835-R	86	N/A	145	176	208	239	271	303	334	366	397	429	N/A	N/A