

Facelift Prime

GUEST / TANDEM / BENCHES / TABLES

Effective: March 1, 2025

T R I N I T Y

Date:

Page:

Modification:

Description:

DESCRIPTION:

- Upholstery Frames: Steel, Plywood & Hardwood
- Seat: High Density Polyurethane Foam Over Strap Webbing
- Back: High Density Polyurethane Foam Over Sinuous Wire Springs
- Upholstered Covers: Attached w/ Velcro / Removable For Maintenance
- Exposed Wood Legs: Solid Hardwood / Removable For Maintenance
- Antimicrobial Moisture Barrier Fully Encapsulates All Foam Areas
- Leather Upholstery Not Available
- Lifetime Warranty

Behavioral Chair:

- Upholstery Frames: Steel, Plywood & Hardwood
- Recycled 22" Wide 1 1/2" X 1 1/2" Steel Inner-frame
- Seat: High Density Polyurethane Foam Over Sheet Webbing
- Back: High Density Polyurethane Foam Over Hardwood Plywood

- Arms: Held In Place By Non-Removable Helical Fasteners
- Exposed Wood Legs: Solid Hardwood / Removable For Maintenance
- Full Underbody Panel
- Tamperproof Screws On Seat Pan
- Full Clean-Out Between Seat & Back
- No Exposed Hardware Or "Pick Points"
- All Staples Are Concealed & Inaccessible

Behavioral Chair Enhancements:

- Vacuum Formed ABS Under Panel With Drain
- Additional Weight Can Be Added To The Seat
- Can Be Bolted To Floor
- Replaceable Seat Cover w/ Antimicrobial Moisture Barrier
- Bariatric 30" Wide 500lbs. Available


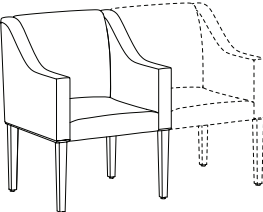
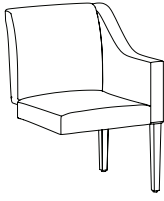
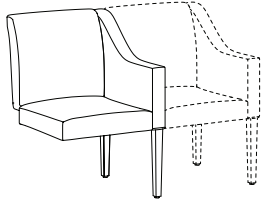

OPTIONS:

- WAC-2 Solid Wood Arm Caps (Set Of 2)\$143
- UAC-2 Black Urethane Arm Caps (Set Of 2)\$193
- PM1 Power/Data Module (1-Power / 1-USB 2 Port Simplex Charger)\$859
(Additional Power/Data Modules Available - See Prime Options)

Tablet Arm / Cup Holder Options (See Facelift Prime Guest/Tandem Options Page)
Specify Exposed Wood Finish (See Page 6)

Biscuit Tufting Available Upon Request (Contact Customer Service For Pricing)

NOTE: All Seating Configurations Are Viewed From Left To Right Facing. Please Attach A Layout Showing Seating Configuration w/ Your Order. Assembled Units Must Be Shipped In Configurations Of 3 Or Less.

GUEST / TANDEM		ITEM #:	SPECIFICATIONS GRADES LIST PRICES:														
	ARM SIDE CHAIR		Overall: 24"w 28"d 34"h			Arm: 26"h			COM: 4 yds.								
	Seat: 19"w 20"d 19"h			Weight: 60 lbs.			COL: n/a										
	COM	COL	1	2	3	4	5	6	7	8	9	10	L1	L2			
	1720	1386	N/A	1526	1635	1743	1851	1959	2068	2176	2284	2392	2501	N/A	N/A		
<i>Tight Seat & Back / Removable Upholstery / 350 lb. Weight Capacity</i>																	
	1720-R	181	N/A	408	526	645	764	882	1001	1119	1238	1356	1475	N/A	N/A		
<i>Replacement Upholstery Covers</i>																	
	ARM CHAIR / ACCEPTS SEAT ON RIGHT		Overall: 24"w 28"d 34"h			Arm: 26"h			COM: 4 yds.								
	Seat: 19"w 20"d 19"h			Weight: 60 lbs.			COL: n/a										
	COM	COL	1	2	3	4	5	6	7	8	9	10	L1	L2			
	1720-C	1386	N/A	1526	1635	1743	1851	1959	2068	2176	2284	2392	2501	N/A	N/A		
<i>Tight Seat & Back / Removable Upholstery / 350 lb. Weight Capacity</i>																	
	1720-CR	181	N/A	408	526	645	764	882	1001	1119	1238	1356	1475	N/A	N/A		
<i>Replacement Upholstery Covers</i>																	
	ARM CHAIR / ADD-A-SEAT		Overall: 21.5"w 28"d 34"h			Arm: 26"h			COM: 3 yds.								
	Seat: 19"w 20"d 19"h			Weight: 45 lbs.			COL: n/a										
	COM	COL	1	2	3	4	5	6	7	8	9	10	L1	L2			
	1721	1052	N/A	1153	1232	1312	1391	1470	1550	1629	1709	1788	1867	N/A	N/A		
<i>Tight Seat & Back / Removable Upholstery / 350 lb. Weight Capacity</i>																	
	1721-R	146	N/A	312	399	486	573	660	747	834	920	1007	1094	N/A	N/A		
<i>Replacement Upholstery Covers</i>																	
	ARM CHAIR / ADD-A-SEAT / ACCEPTS SEAT ON RIGHT		Overall: 21.5"w 28"d 34"h			Arm: 26"h			COM: 3 yds.								
	Seat: 19"w 20"d 19"h			Weight: 45 lbs.			COL: n/a										
	COM	COL	1	2	3	4	5	6	7	8	9	10	L1	L2			
	1721-C	1052	N/A	1153	1232	1312	1391	1470	1550	1629	1709	1788	1867	N/A	N/A		
<i>Tight Seat & Back / Removable Upholstery / 350 lb. Weight Capacity</i>																	
	1721-CR	146	N/A	312	399	486	573	660	747	834	920	1007	1094	N/A	N/A		
<i>Replacement Upholstery Covers</i>																	
	WINGBACK BEHAVIORAL HEALTH CHAIR / URETHANE ARMS		Overall: 26"w 28.5"d 46"h			Arm: 26.5"h			COM: 4 yds.								
	Seat: 21"w 20"d 19"h			Weight: 80 lbs.			COL: n/a										
	COM	COL	1	2	3	4	5	6	7	8	9	10	L1	L2			
	BH1722-WB	2086	N/A	2188	2297	2405	2513	2621	2730	2838	2946	3054	3162	N/A	N/A		
<i>Tight Seat & Back / Removable Upholstery Seat Only / 350 lb. Weight Capacity</i>																	
Meets Behavioral Health Requirements																	

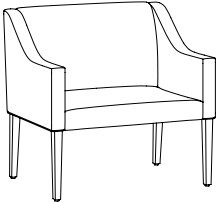
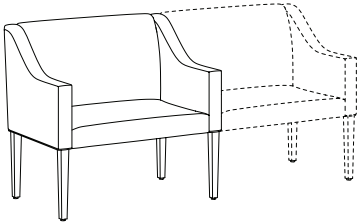

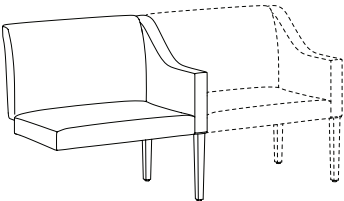
DESCRIPTION:

- Upholstery Frames: Steel, Plywood & Hardwood
- Seat: High Density Polyurethane Foam Over Strap Webbing
- Back: High Density Polyurethane Foam Over Sinuous Wire Springs
- Upholstered Covers: Attached w/ Velcro / Removable For Maintenance
- Exposed Wood Legs: Solid Hardwood / Removable For Maintenance
- Antimicrobial Moisture Barrier Fully Encapsulates All Foam Areas
- Leather Upholstery Not Available
- Lifetime Warranty

OPTIONS:

- WAC-2 Solid Wood Arm Caps (Set Of 2)\$143
- UAC-2 Black Urethane Arm Caps (Set Of 2).....\$193
- PM1 Power/Data Module (1-Power / 1-USB 2 Port Simplex Charger)\$859
(Additional Power/Data Modules Available - See Prime Options)
- Tablet Arm / Cup Holder Options (See Facelift Prime Guest/Tandem Options Pages)
- Specify Exposed Wood Finish (See Page 6)
- Biscuit Tufting Available Upon Request (Contact Customer Service For Pricing)

NOTE: All Seating Configurations Are Viewed From Left To Right Facing. Please Attach A Layout Showing Seating Configuration w/ Your Order. Assembled Units Must Be Shipped In Configurations Of 3 Or Less.

TANDEM / BARIATRIC		ITEM #:	SPECIFICATIONS GRADES LIST PRICES:													
BARIATRIC ARM SIDE CHAIR			Overall: 34"w 28"d 34"h			Arm: 26"h			COM: 4.25 yds.							
			Seat: 29"w 20"d 19"h			Weight: 65 lbs.			COL: n/a							
			COM	COL	1	2	3	4	5	6	7	8	9	10	L1	L2
	1730		1731	N/A	1867	1983	2098	2214	2329	2445	2560	2675	2791	2906	N/A	N/A
<i>Tight Seat & Back / Removable Upholstery / 500 lb. Weight Capacity</i>																
	1730-R		197	N/A	439	566	692	819	945	1072	1198	1325	1451	1577	N/A	N/A
<i>Replacement Upholstery Covers</i>																
BARIATRIC ARM CHAIR / ACCEPTS SEAT ON RIGHT			Overall: 34"w 28"d 34"h			Arm: 26"h			COM: 4.25 yds.							
			Seat: 29"w 20"d 19"h			Weight: 65 lbs.			COL: n/a							
			COM	COL	1	2	3	4	5	6	7	8	9	10	L1	L2
	1730-C		1731	N/A	1867	1983	2098	2214	2329	2445	2560	2675	2791	2906	N/A	N/A
<i>Tight Seat & Back / Removable Upholstery / 500 lb. Weight Capacity</i>																
	1730-CR		197	N/A	439	566	692	819	945	1072	1198	1325	1451	1577	N/A	N/A
<i>Replacement Upholstery Covers</i>																
BARIATRIC ARM CHAIR / ADD-A-SEAT			Overall: 31.5"w 28"d 34"h			Arm: 26"h			COM: 3.75 yds.							
			Seat: 29"w 20"d 19"h			Weight: 50 lbs.			COL: n/a							
			COM	COL	1	2	3	4	5	6	7	8	9	10	L1	L2
	1731		1402	N/A	1528	1629	1730	1831	1932	2033	2134	2235	2336	2437	N/A	N/A
<i>Tight Seat & Back / Removable Upholstery / 500 lb. Weight Capacity</i>																
	1731-R		162	N/A	374	485	595	706	817	927	1038	1149	1259	1370	N/A	N/A
<i>Replacement Upholstery Covers</i>																
BARIATRIC ARM CHAIR / ADD-A-SEAT / ACCEPTS SEAT ON RIGHT			Overall: 31.5"w 28"d 34"h			Arm: 26"h			COM: 3.75 yds.							
			Seat: 29"w 20"d 19"h			Weight: 50 lbs.			COL: n/a							
			COM	COL	1	2	3	4	5	6	7	8	9	10	L1	L2
	1731-C		1402	N/A	1528	1629	1730	1831	1932	2033	2134	2235	2336	2437	N/A	N/A
<i>Tight Seat & Back / Removable Upholstery / 500 lb. Weight Capacity</i>																
	1731-CR		162	N/A	374	485	595	706	817	927	1038	1149	1259	1370	N/A	N/A
<i>Replacement Upholstery Covers</i>																

DESCRIPTION:

- Upholstery Frames: Steel, Plywood & Hardwood
- Seat: High Density Polyurethane Foam Over Strap Webbing
- Back: High Density Polyurethane Foam Over Sinuous Wire Springs
- Upholstered Covers: Attached w/ Velcro / Removable For Maintenance
- Exposed Wood Legs: Solid Hardwood / Removable For Maintenance
- Antimicrobial Moisture Barrier Fully Encapsulates All Foam Areas
- Leather Upholstery Not Available
- Lifetime Warranty

OPTIONS:


- WAC-2 Solid Wood Arm Caps (Set Of 2)\$143
- UAC-2 Black Urethane Arm Caps (Set Of 2).....\$193
- PM1 Power/Data Module (1-Power / 1-USB 2 Port Simplex Charger)\$859
(Additional Power/Data Modules Available - See Prime Options)
- Tablet Arm / Cup Holder Options (See Facelift Prime Guest/Tandem Options Pages)
- Specify Exposed Wood Finish (See Page 6)
- Biscuit Tufting Available Upon Request (Contact Customer Service For Pricing)

NOTE: All Seating Configurations Are Viewed From Left To Right Facing. Please Attach A Layout Showing Seating Configuration w/ Your Order. Assembled Units Must Be Shipped In Configurations Of 3 Or Less.

TANDEM

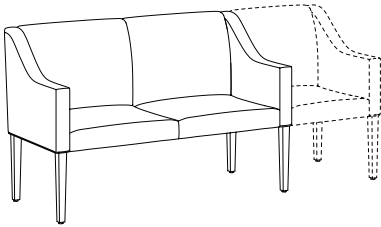
ITEM #: SPECIFICATIONS | GRADES | LIST PRICES:

TWO PLACE SOFA




		Overall: 52"w 28"d 34"h		Arm: 26"h		COM: 5.25 yds.							
		Seat: 47"w 20"d 19"h		Weight: 135 lbs.		COL: n/a							
COM	COL	1	2	3	4	5	6	7	8	9	10	L1	L2
1748	N/A	2401	2545	2690	2834	2978	3123	3267	3411	3556	3700	N/A	N/A
<i>Tight Seat & Back / Removable Upholstery / 750 lb. Weight Capacity</i>													
1748-R	N/A	604	762	920	1078	1236	1394	1552	1710	1868	2027	N/A	N/A
<i>Replacement Upholstery Covers</i>													

TWO PLACE SOFA / ACCEPTS SEAT ON RIGHT



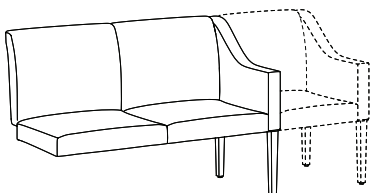
		Overall: 52"w 28"d 34"h		Arm: 26"h		COM: 5.25 yds.							
		Seat: 47"w 20"d 19"h		Weight: 135 lbs.		COL: n/a							
COM	COL	1	2	3	4	5	6	7	8	9	10	L1	L2
1748-C	N/A	2401	2545	2690	2834	2978	3123	3267	3411	3556	3700	N/A	N/A
<i>Tight Seat & Back / Removable Upholstery / 750 lb. Weight Capacity</i>													
1748-CR	N/A	604	762	920	1078	1236	1394	1552	1710	1868	2027	N/A	N/A
<i>Replacement Upholstery Covers</i>													

TWO PLACE SOFA / ADD-A-SEAT



		Overall: 49.5"w 28"d 34"h		Arm: 26"h		COM: 4.75 yds.							
		Seat: 47"w 20"d 19"h		Weight: 120 lbs.		COL: n/a							
COM	COL	1	2	3	4	5	6	7	8	9	10	L1	L2
1749	N/A	2042	2172	2302	2432	2562	2692	2821	2951	3081	3211	N/A	N/A
<i>Tight Seat & Back / Removable Upholstery / 750 lb. Weight Capacity</i>													
1749-R	N/A	500	642	784	926	1069	1211	1353	1495	1638	1780	N/A	N/A
<i>Replacement Upholstery Covers</i>													

TWO PLACE SOFA / ADD-A-SEAT / ACCEPTS SEAT ON RIGHT



		Overall: 49.5"w 28"d 34"h		Arm: 26"h		COM: 4.75 yds.							
		Seat: 47"w 20"d 19"h		Weight: 120 lbs.		COL: n/a							
COM	COL	1	2	3	4	5	6	7	8	9	10	L1	L2
1749-C	N/A	2042	2172	2302	2432	2562	2692	2821	2951	3081	3211	N/A	N/A
<i>Tight Seat & Back / Removable Upholstery / 750 lb. Weight Capacity</i>													
1749-CR	N/A	500	642	784	926	1069	1211	1353	1495	1638	1780	N/A	N/A
<i>Replacement Upholstery Covers</i>													

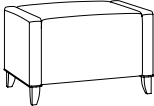
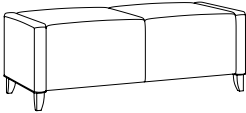
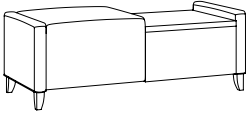
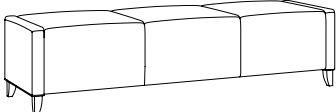
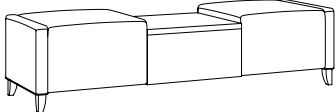
DESCRIPTION:

- Upholstery Frames: Steel, Plywood & Hardwood
- Seat: High Density Polyurethane Foam Over Strap Webbing
- Upholstered Covers: Attached w/ Velcro / Removable For Maintenance
- Exposed Wood Legs: Solid Hardwood / Removable For Maintenance
- Antimicrobial Moisture Barrier Fully Encapsulates All Foam Areas
- Leather Upholstery Not Available
- Lifetime Warranty

OPTIONS:

- 26HA 26" High Arms.....\$50 Per Arm
 - ARL Brushed Aluminum Round Legs (Set Of 4).....\$353
 - PM1 Power/Data Module (1-Power / 1-USB 2 Port Simplex Charger)\$859
(Additional Power/Data Modules Available - See Prime Options)
- Specify Exposed Wood Finish (See Page 6)
Biscuit Tufting Available Upon Request (Contact Customer Service For Pricing)

NOTE: All Seating Configurations Are Viewed From Left To Right Facing. Please Attach A Layout Showing Seating Configuration w/ Your Order. Assembled Units Must Be Shipped In Configurations Of 3 Or Less.

BENCHES		ITEM #:	SPECIFICATIONS GRADES LIST PRICES:												
	BENCH / OTTOMAN		<i>Overall: 28"w 22"d 19"h</i>			<i>Arm: n/a</i>			<i>COM: 3.25 yds.</i>						
	<i>Seat: 23"w 22"d 19"h</i>			<i>Weight: 40 lbs.</i>			<i>COL: n/a</i>								
		COM	COL	1	2	3	4	5	6	7	8	9	10	L1	L2
	1761	1097	N/A	1210	1297	1384	1470	1557	1643	1730	1817	1903	1990	N/A	N/A
		<i>Removable Upholstery / 500 lb. Weight Capacity</i>													
	1761-R	169	N/A	349	444	539	634	729	824	918	1013	1108	1203	N/A	N/A
		<i>Replacement Upholstery Covers</i>													
	TWO SEAT BENCH		<i>Overall: 52"w 22"d 19"h</i>			<i>Arm: n/a</i>			<i>COM: 4.5 yds.</i>						
	<i>Seat: 47"w 22"d 19"h</i>			<i>Weight: 60 lbs.</i>			<i>COL: n/a</i>								
		COM	COL	1	2	3	4	5	6	7	8	9	10	L1	L2
	1762	1703	N/A	1856	1978	2101	2224	2346	2469	2592	2714	2837	2960	N/A	N/A
		<i>Removable Upholstery / 500 lb. Weight Capacity</i>													
	1762-R	218	N/A	475	609	744	878	1012	1147	1281	1415	1550	1684	N/A	N/A
		<i>Replacement Upholstery Covers</i>													
	SEAT / TABLE BENCH		<i>Overall: 52"w 22"d 19"h</i>			<i>Arm: n/a</i>			<i>COM: 3.25 yds.</i>						
	<i>Seat: 47"w 22"d 19"h</i>			<i>Weight: 70 lbs.</i>			<i>COL: n/a</i>								
		COM	COL	1	2	3	4	5	6	7	8	9	10	L1	L2
	1762-ST	1970	N/A	2036	2123	2209	2296	2382	2469	2556	2642	2729	2815	N/A	N/A
		<i>Removable Upholstery / High Pressure Laminate Top (Square Edge) / 500 lb. Weight Capacity</i>													
	1761-R	169	N/A	349	444	539	634	729	824	918	1013	1108	1203	N/A	N/A
		<i>Replacement Upholstery Covers</i>													
	THREE SEAT BENCH		<i>Overall: 76"w 22"d 19"h</i>			<i>Arm: n/a</i>			<i>COM: 6 yds.</i>						
	<i>Seat: 71"w 22"d 19"h</i>			<i>Weight: 85 lbs.</i>			<i>COL: n/a</i>								
		COM	COL	1	2	3	4	5	6	7	8	9	10	L1	L2
	1763	2242	N/A	2452	2618	2784	2950	3116	3282	3448	3614	3779	3945	N/A	N/A
		<i>Removable Upholstery / 500 lb. Weight Capacity</i>													
	1763-R	267	N/A	616	798	980	1162	1343	1525	1707	1889	2070	2252	N/A	N/A
		<i>Replacement Upholstery Covers</i>													
	SEAT / TABLE / SEAT BENCH		<i>Overall: 76"w 22"d 19"h</i>			<i>Arm: n/a</i>			<i>COM: 4.5 yds.</i>						
	<i>Seat: 71"w 22"d 19"h</i>			<i>Weight: 95 lbs.</i>			<i>COL: n/a</i>								
		COM	COL	1	2	3	4	5	6	7	8	9	10	L1	L2
	1763-ST	2503	N/A	2612	2735	2857	2980	3103	3225	3348	3471	3593	3716	N/A	N/A
		<i>Removable Upholstery / High Pressure Laminate Top (Square Edge) / 500 lb. Weight Capacity</i>													
	1762-R	218	N/A	475	609	744	878	1012	1147	1281	1415	1550	1684	N/A	N/A
		<i>Replacement Upholstery Covers</i>													

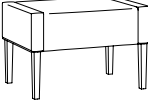
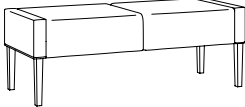
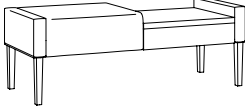
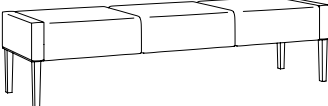
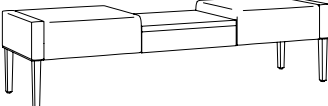
DESCRIPTION:

- Upholstery Frames: Steel, Plywood & Hardwood
- Seat: High Density Polyurethane Foam Over Strap Webbing
- Upholstered Covers: Attached w/ Velcro / Removable For Maintenance
- Exposed Wood Legs: Solid Hardwood / Removable For Maintenance
- Antimicrobial Moisture Barrier Fully Encapsulates All Foam Areas
- Leather Upholstery Not Available
- Lifetime Warranty

OPTIONS:

- 26HA 26" High Arms\$50 Per Arm
- PM1 Power/Data Module (1-Power / 1-USB 2 Port Simplex Charger)\$859
(Additional Power/Data Modules Available - See Prime Options)
- Specify Exposed Wood Finish (See Page 6)
- Biscuit Tufting Available Upon Request (Contact Customer Service For Pricing)
- Veneer Table Tops (Contact Factory)

NOTE: All Seating Configurations Are Viewed From Left To Right Facing. Please Attach A Layout Showing Seating Configuration w/ Your Order. Assembled Units Must Be Shipped In Configurations Of 3 Or Less.

BENCHES		ITEM #:	SPECIFICATIONS GRADES LIST PRICES:												
BENCH / OTTOMAN 			Overall: 28"w 22"d 19"h			Arm: n/a			COM: 2 yds.						
			Seat: 23"w 22"d 19"h			Weight: 40 lbs.			COL: n/a						
			COM	COL	1	2	3	4	5	6	7	8	9	10	L1
	1771	1032	N/A	1077	1127	1178	1228	1279	1329	1380	1431	1481	1532	N/A	N/A
		<i>Removable Upholstery / 350 lb. Weight Capacity</i>													
	1771-R	162	N/A	263	319	374	429	485	540	595	651	706	761	N/A	N/A
		<i>Replacement Upholstery Covers</i>													
TWO SEAT BENCH 			Overall: 52"w 22"d 19"h			Arm: n/a			COM: 3.25 yds.						
			Seat: 47"w 22"d 19"h			Weight: 50 lbs.			COL: n/a						
			COM	COL	1	2	3	4	5	6	7	8	9	10	L1
	1772	1596	N/A	1682	1768	1855	1941	2028	2115	2201	2288	2374	2461	N/A	N/A
		<i>Removable Upholstery / 750 lb. Weight Capacity</i>													
	1772-R	211	N/A	389	484	579	673	768	863	958	1053	1148	1243	N/A	N/A
		<i>Replacement Upholstery Covers</i>													
SEAT / TABLE BENCH 			Overall: 52"w 22"d 19"h			Arm: n/a			COM: 2 yds.						
			Seat: 47"w 22"d 19"h			Weight: 60 lbs.			COL: n/a						
			COM	COL	1	2	3	4	5	6	7	8	9	10	L1
	1772-ST	1783	N/A	1787	1837	1888	1939	1989	2040	2090	2141	2191	2242	N/A	N/A
		<i>Removable Upholstery / High Pressure Laminate Top (Square Edge) / 750 lb. Weight Capacity</i>													
	1771-R	162	N/A	263	319	374	429	485	540	595	651	706	761	N/A	N/A
		<i>Replacement Upholstery Covers</i>													
THREE SEAT BENCH 			Overall: 76"w 22"d 19"h			Arm: n/a			COM: 4 yds.						
			Seat: 71"w 22"d 19"h			Weight: 70 lbs.			COL: n/a						
			COM	COL	1	2	3	4	5	6	7	8	9	10	L1
	1773	2071	N/A	2175	2283	2391	2500	2608	2716	2824	2932	3041	3149	N/A	N/A
		<i>Removable Upholstery / 750 lb. Weight Capacity / 750 lb. Weight Capacity</i>													
	1773-R	260	N/A	483	601	720	839	957	1076	1194	1313	1431	1550	N/A	N/A
		<i>Replacement Upholstery Covers</i>													
SEAT / TABLE / SEAT BENCH 			Overall: 76"w 22"d 19"h			Arm: n/a			COM: 3.25 yds.						
			Seat: 71"w 22"d 19"h			Weight: 80 lbs.			COL: n/a						
			COM	COL	1	2	3	4	5	6	7	8	9	10	L1
	1773-ST	2285	N/A	2334	2421	2507	2594	2680	2767	2854	2940	3027	3113	N/A	N/A
		<i>Removable Upholstery / High Pressure Laminate Top (Square Edge) / 750 lb. Weight Capacity</i>													
	1772-R	211	N/A	389	484	579	673	768	863	958	1053	1148	1243	N/A	N/A
		<i>Replacement Upholstery Covers</i>													

DESCRIPTION:

- Exposed Frames: Solid Maple, Self Edge, Vertical Direction
- Wilsonart Plastic Laminates Standard. Alternate Selections May Be Specified From Most Major Laminate Manufacturers. (Contact Factory For Availability)
- Lifetime Warranty

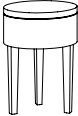
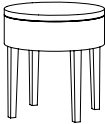
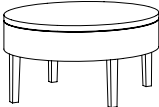


OPTIONS:




Specify Exposed Wood Finish / Laminate (See Page 6)








Square Edge Profile Standard

NOTE: All Seating Configurations Are Viewed From Left To Right Facing. Please Attach A Layout Showing Seating Configuration w/ Your Order. Assembled Units Must Be Shipped In Configurations Of 3 Or Less.

TABLES	ITEM #:	SPECIFICATIONS GRADES LIST PRICES:													
<p>END TABLE / THREE LEG BASE</p> 		<p>Overall: 16" Diameter 23"h Weight: 20 lbs.</p>													
		COM	COL	1	2	3	4	5	6	7	8	9	10	L1	L2
	1716D23-L	897	High Pressure Laminate Face / Self Edge												
	1716D23-C	1137	Solid Surface Face (Glacier White) / Self Edge												
<p>END TABLE</p> 		<p>Overall: 22" Diameter 23"h Weight: 37 lbs.</p>													
		COM	COL	1	2	3	4	5	6	7	8	9	10	L1	L2
	1722D23-L	1043	High Pressure Laminate Face / Self Edge												
	1722D23-C	1468	Solid Surface Face (Glacier White) / Self Edge												
<p>COFFEE TABLE</p> 		<p>Overall: 36" Diameter 18"h Weight: 40 lbs.</p>													
		COM	COL	1	2	3	4	5	6	7	8	9	10	L1	L2
	1736D18-L	2155	High Pressure Laminate Face / Self Edge												
	1736D18-C	3191	Solid Surface Face (Glacier White) / Self Edge												
<p>18" / 180° ADJUSTABLE TABLE / CONNECTS ANY TANDEM CHAIR</p> 		<p>Overall: 18" Diameter Weight: 25 lbs.</p>													
		COM	COL	1	2	3	4	5	6	7	8	9	10	L1	L2
	1718DC-L	735	High Pressure Laminate Face												
	1718DC-C	897	Solid Surface Face (Glacier White) / Self Edge												
<p>22" / 180° ADJUSTABLE TABLE / CONNECTS ANY TANDEM CHAIR</p> 		<p>Overall: 22" Diameter Weight: 25 lbs.</p>													
		COM	COL	1	2	3	4	5	6	7	8	9	10	L1	L2
	1722DC-L	747	High Pressure Laminate Face												
	1722DC-C	1071	Solid Surface Face (Glacier White) / Self Edge												

ARM CAPS / LEGS	OPTION #:	SPECIFICATIONS LIST PRICES AVAILABILITY:
<p>SOLID WOOD ARM CAPS</p> 	<p>WAC-2</p>	<p><i>Overall: 3.25"w 15"d 1.25"h</i></p> <hr/> <p>\$143 <i>(Specify Finish)</i></p> <p><i>Available: Facelift Prime Guest / Tandem Units</i></p>
<p>URETHANE ARM CAPS</p> 	<p>UAC-2</p>	<p><i>Overall: 3.25"w 15"d 1.25"h</i></p> <hr/> <p>\$193 <i>(Black Urethane)</i></p> <p><i>Available: Facelift Prime Guest / Tandem Units</i></p>
<p>BRUSHED ALUMINUM ROUND LEGS</p> 	<p>ARL</p>	<p><i>Overall: 2" Diameter 5"h</i></p> <hr/> <p>\$353 (Set Of 4) <i>(Brushed Aluminum Finish)</i></p> <p><i>Available: Facelift Prime Low Leg Benches (1761, 1762,1762-ST, 1763, 1763-STs)</i></p>

POWER / ARMS / COVERS	OPTION #:	SPECIFICATIONS LIST PRICES AVAILABILITY:
<p>POWER / DATA MODULE</p>  <p>PM1 Power / Data Module</p>  <p>PM2 Power Module</p>  <p>USB-1 Dual Charging USB</p>	<p>PM1</p> <p>PM2</p> <p>USB-1</p>	<p>PM1 Overall: 5.25"w 1.25"d 4.25"h PM2 Overall: 2"w 2"d .125"h USB-1 Overall: 2"w 2"d .125"h</p> <p>\$859 Power/Data Module (1-Power / 1-USB 2 Port Simplex Charger Standard) <i>Vertical / Horizontal Mount Power Module. Price Varies By Socket. Contact Customer Service For Quote. (Additional Colors Available)</i></p> <p>\$238 Power Module (1-Power) <i>Spill-Proof Technology / Multiple Finish Options / Storm Color Standard (Specify Left or Right Facing)</i></p> <p>\$238 Dual Charging USB (2 Port Simplex Charger Standard) <i>Spill-Proof Technology / 2 Amps Per Port / Multiple Finish Options / Storm Color Standard (Specify Left or Right Facing)</i></p> <p>Available: Facelift Prime Guest / Tandem</p>
<p>26" HIGH ARMS</p> 	<p>26HA</p>	<p>Overall: 2.75"w 22"d 26"h</p> <p>\$50 (Per Arm) <i>26" High Arms For Benches (Specify Fabric)</i></p> <p>Available: Facelift Prime Benches</p>
<p>CONTRASTING COVERS</p> 	<p>CC</p>	<p>Overall: N/A</p> <p>\$129 <i>NOTE: If Two Or More Upholsteries Or Leathers Are Used On Any Piece Of Furniture, Then A Contrast Charge Will Apply Per Order. When Using Trinity Upholstery, The Higher Priced Upholstery Grade Will Be Used In Pricing, Unless It's Trinity Leather With Fabric Contrast Welt, Or COM With Trinity Contrast Welt, Then Contact Customer Service For Pricing.</i></p> <p>Available: Facelift Prime Collection</p>