

# Facelift Prime

---

GUEST / TANDEM / BENCHES / TABLES

Effective: January 1, 2022

T R I N I T Y

**Date:**

**Page:**

**Modification:**

**Description:**

---

### DESCRIPTION:

- Upholstery Frames: Steel, Plywood & Hardwood
- Seat: High Density Polyurethane Foam Over Strap Webbing
- Back: High Density Polyurethane Foam Over Sinuous Wire Springs
- Upholstered Covers: Attached w/ Velcro / Removable For Maintenance
- Exposed Wood Legs: Solid Hardwood / Removable For Maintenance
- Antimicrobial Moisture Barrier Fully Encapsulates All Foam Areas
- Leather Upholstery Not Available
- Lifetime Warranty

### Behavioral Chair:

- Upholstery Frames: Steel, Plywood & Hardwood
- Recycled 22" Wide 1 1/2" X 1 1/2" Steel Inner-frame
- Seat: High Density Polyurethane Foam Over Sheet Webbing
- Back: High Density Polyurethane Foam Over Hardwood Plywood

- Arms: Held In Place By Non-Removable Helical Fasteners
- Exposed Wood Legs: Solid Hardwood / Removable For Maintenance
- Full Underbody Panel
- Tamperproof Screws On Seat Pan
- Full Clean-Out Between Seat & Back
- No Exposed Hardware Or "Pick Points"
- All Staples Are Concealed & Inaccessible

### Behavioral Chair Enhancements:


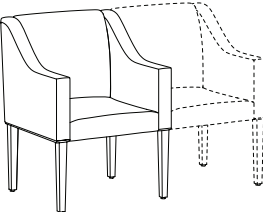
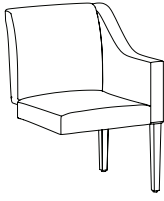
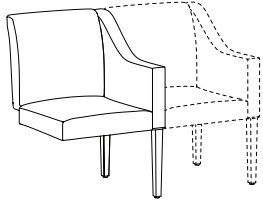

- Vacuum Formed ABS Under Panel With Drain
- Additional Weight Can Be Added To The Seat
- Can Be Bolted To Floor
- Replaceable Seat Cover w/ Antimicrobial Moisture Barrier
- Bariatric 30" Wide 500lbs. Available

### OPTIONS:

- WAC-2 Solid Wood Arm Caps (Set Of 2) .....\$132
- UAC-2 Black Urethane Arm Caps (Set Of 2) .....\$179
- PM1 Power/Data Module (1-Power / 1-USB 2 Port Simplex Charger) .....\$774

Tablet Arm / Cup Holder Options (See Facelift Prime Guest/Tandem Options Page)  
Specify Exposed Wood Finish (See Page 6)  
Biscuit Tufting Available Upon Request (Contact Customer Service For Pricing)

**NOTE: All Seating Configurations Are Viewed From Left To Right Facing. Please Attach A Layout Showing Seating Configuration w/ Your Order. Assembled Units Must Be Shipped In Configurations Of 3 Or Less.**

GUEST / TANDEM		ITEM #:	SPECIFICATIONS   GRADES   LIST PRICES:												
	<b>ARM SIDE CHAIR</b>		<b>Overall: 24"w 28"d 34"h</b>			<b>Arm: 26"h</b>			<b>COM: 4 yds.</b>						
	<b>Seat: 19"w 20"d 19"h</b>			<b>Weight: 60 lbs.</b>			<b>COL: n/a</b>								
	<b>COM</b>	<b>COL</b>	<b>1</b>	<b>2</b>	<b>3</b>	<b>4</b>	<b>5</b>	<b>6</b>	<b>7</b>	<b>8</b>	<b>9</b>	<b>10</b>	<b>L1</b>	<b>L2</b>	
	<b>1720</b>	1222	N/A	1346	1442	1537	1632	1728	1823	1919	2014	2110	2205	N/A	N/A
	<b>1720-R</b>	145	N/A	328	424	519	615	710	806	901	997	1092	1187	N/A	N/A
<i>Tight Seat &amp; Back / Removable Upholstery</i>															
<i>Replacement Upholstery Covers</i>															
	<b>ARM CHAIR / ACCEPTS SEAT ON RIGHT</b>		<b>Overall: 24"w 28"d 34"h</b>			<b>Arm: 26"h</b>			<b>COM: 4 yds.</b>						
	<b>Seat: 19"w 20"d 19"h</b>			<b>Weight: 60 lbs.</b>			<b>COL: n/a</b>								
	<b>COM</b>	<b>COL</b>	<b>1</b>	<b>2</b>	<b>3</b>	<b>4</b>	<b>5</b>	<b>6</b>	<b>7</b>	<b>8</b>	<b>9</b>	<b>10</b>	<b>L1</b>	<b>L2</b>	
	<b>1720-C</b>	1222	N/A	1346	1442	1537	1632	1728	1823	1919	2014	2110	2205	N/A	N/A
	<b>1720-CR</b>	145	N/A	328	424	519	615	710	806	901	997	1092	1187	N/A	N/A
<i>Tight Seat &amp; Back / Removable Upholstery</i>															
<i>Replacement Upholstery Covers</i>															
	<b>ARM CHAIR / ADD-A-SEAT</b>		<b>Overall: 21.5"w 28"d 34"h</b>			<b>Arm: 26"h</b>			<b>COM: 3 yds.</b>						
	<b>Seat: 19"w 20"d 19"h</b>			<b>Weight: 45 lbs.</b>			<b>COL: n/a</b>								
	<b>COM</b>	<b>COL</b>	<b>1</b>	<b>2</b>	<b>3</b>	<b>4</b>	<b>5</b>	<b>6</b>	<b>7</b>	<b>8</b>	<b>9</b>	<b>10</b>	<b>L1</b>	<b>L2</b>	
	<b>1721</b>	927	N/A	1017	1087	1157	1227	1297	1367	1437	1507	1577	1647	N/A	N/A
	<b>1721-R</b>	118	N/A	251	321	391	461	531	601	671	741	811	881	N/A	N/A
<i>Tight Seat &amp; Back / Removable Upholstery</i>															
<i>Replacement Upholstery Covers</i>															
	<b>ARM CHAIR / ADD-A-SEAT / ACCEPTS SEAT ON RIGHT</b>		<b>Overall: 21.5"w 28"d 34"h</b>			<b>Arm: 26"h</b>			<b>COM: 3 yds.</b>						
	<b>Seat: 19"w 20"d 19"h</b>			<b>Weight: 45 lbs.</b>			<b>COL: n/a</b>								
	<b>COM</b>	<b>COL</b>	<b>1</b>	<b>2</b>	<b>3</b>	<b>4</b>	<b>5</b>	<b>6</b>	<b>7</b>	<b>8</b>	<b>9</b>	<b>10</b>	<b>L1</b>	<b>L2</b>	
	<b>1721-C</b>	927	N/A	1017	1087	1157	1227	1297	1367	1437	1507	1577	1647	N/A	N/A
	<b>1721-CR</b>	118	N/A	251	321	391	461	531	601	671	741	811	881	N/A	N/A
<i>Tight Seat &amp; Back / Removable Upholstery</i>															
<i>Replacement Upholstery Covers</i>															
	<b>WINGBACK BEHAVIORAL HEALTH CHAIR / URETHANE ARMS</b>		<b>Overall: 26"w 28.5"d 46"h</b>			<b>Arm: 26.5"h</b>			<b>COM: 4 yds.</b>						
	<b>Seat: 21"w 20"d 19"h</b>			<b>Weight: 80 lbs.</b>			<b>COL: n/a</b>								
	<b>COM</b>	<b>COL</b>	<b>1</b>	<b>2</b>	<b>3</b>	<b>4</b>	<b>5</b>	<b>6</b>	<b>7</b>	<b>8</b>	<b>9</b>	<b>10</b>	<b>L1</b>	<b>L2</b>	
	<b>BH1722-WB</b>	1839	N/A	1930	2025	2121	2216	2312	2407	2502	2598	2693	2789	N/A	N/A
<i>Tight Seat &amp; Back / Removable Upholstery Seat Only</i>															

Meets Behavioral Health Requirements

**DESCRIPTION:**

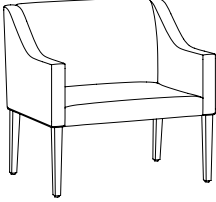
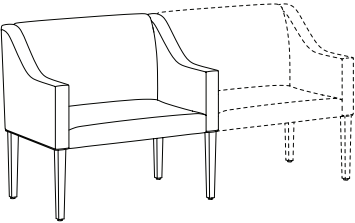

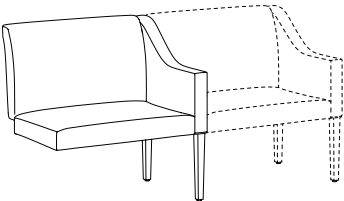
- Upholstery Frames: Steel, Plywood & Hardwood
- Seat: High Density Polyurethane Foam Over Strap Webbing
- Back: High Density Polyurethane Foam Over Sinuous Wire Springs
- Upholstered Covers: Attached w/ Velcro / Removable For Maintenance
- Exposed Wood Legs: Solid Hardwood / Removable For Maintenance
- Antimicrobial Moisture Barrier Fully Encapsulates All Foam Areas
- Leather Upholstery Not Available
- Lifetime Warranty

**OPTIONS:**

- WAC-2 Solid Wood Arm Caps (Set Of 2) .....\$132
- UAC-2 Black Urethane Arm Caps (Set Of 2) .....\$179
- PM1 Power/Data Module (1-Power / 1-USB 2 Port Simplex Charger) .....\$774

Tablet Arm / Cup Holder Options (See Facelift Prime Guest/Tandem Options Pages)  
Specify Exposed Wood Finish (See Page 6)  
Biscuit Tufting Available Upon Request (Contact Customer Service For Pricing)

*NOTE: All Seating Configurations Are Viewed From Left To Right Facing. Please Attach A Layout Showing Seating Configuration w/ Your Order. Assembled Units Must Be Shipped In Configurations Of 3 Or Less.*

TANDEM / BARIATRIC		ITEM #:	SPECIFICATIONS   GRADES   LIST PRICES:													
<b>BARIATRIC ARM SIDE CHAIR</b>			<b>Overall:</b> 34"w 28"d 34"h			<b>Arm:</b> 26"h			<b>COM:</b> 4.25 yds.							
			<b>Seat:</b> 29"w 20"d 19"h			<b>Weight:</b> 65 lbs.			<b>COL:</b> n/a							
			<b>COM</b>	<b>COL</b>	<b>1</b>	<b>2</b>	<b>3</b>	<b>4</b>	<b>5</b>	<b>6</b>	<b>7</b>	<b>8</b>	<b>9</b>	<b>10</b>	<b>L1</b>	<b>L2</b>
	<b>1730</b>		1526	N/A	1647	1748	1850	1952	2054	2156	2258	2359	2461	2563	N/A	N/A
<i>Tight Seat &amp; Back / Removable Upholstery / 500 lb. Weight Capacity</i>																
	<b>1730-R</b>		159	N/A	354	456	557	659	761	863	965	1066	1168	1270	N/A	N/A
<i>Replacement Upholstery Covers</i>																
<b>BARIATRIC ARM CHAIR / ACCEPTS SEAT ON RIGHT</b>			<b>Overall:</b> 34"w 28"d 34"h			<b>Arm:</b> 26"h			<b>COM:</b> 4.25 yds.							
			<b>Seat:</b> 29"w 20"d 19"h			<b>Weight:</b> 65 lbs.			<b>COL:</b> n/a							
			<b>COM</b>	<b>COL</b>	<b>1</b>	<b>2</b>	<b>3</b>	<b>4</b>	<b>5</b>	<b>6</b>	<b>7</b>	<b>8</b>	<b>9</b>	<b>10</b>	<b>L1</b>	<b>L2</b>
	<b>1730-C</b>		1526	N/A	1647	1748	1850	1952	2054	2156	2258	2359	2461	2563	N/A	N/A
<i>Tight Seat &amp; Back / Removable Upholstery / 500 lb. Weight Capacity</i>																
	<b>1730-CR</b>		159	N/A	354	456	557	659	761	863	965	1066	1168	1270	N/A	N/A
<i>Replacement Upholstery Covers</i>																
<b>BARIATRIC ARM CHAIR / ADD-A-SEAT</b>			<b>Overall:</b> 31.5"w 28"d 34"h			<b>Arm:</b> 26"h			<b>COM:</b> 3.75 yds.							
			<b>Seat:</b> 29"w 20"d 19"h			<b>Weight:</b> 50 lbs.			<b>COL:</b> n/a							
			<b>COM</b>	<b>COL</b>	<b>1</b>	<b>2</b>	<b>3</b>	<b>4</b>	<b>5</b>	<b>6</b>	<b>7</b>	<b>8</b>	<b>9</b>	<b>10</b>	<b>L1</b>	<b>L2</b>
	<b>1731</b>		1236	N/A	1347	1436	1525	1614	1703	1792	1882	1971	2060	2149	N/A	N/A
<i>Tight Seat &amp; Back / Removable Upholstery / 500 lb. Weight Capacity</i>																
	<b>1731-R</b>		130	N/A	301	390	479	568	658	747	836	925	1014	1103	N/A	N/A
<i>Replacement Upholstery Covers</i>																
<b>BARIATRIC ARM CHAIR / ADD-A-SEAT / ACCEPTS SEAT ON RIGHT</b>			<b>Overall:</b> 31.5"w 28"d 34"h			<b>Arm:</b> 26"h			<b>COM:</b> 3.75 yds.							
			<b>Seat:</b> 29"w 20"d 19"h			<b>Weight:</b> 50 lbs.			<b>COL:</b> n/a							
			<b>COM</b>	<b>COL</b>	<b>1</b>	<b>2</b>	<b>3</b>	<b>4</b>	<b>5</b>	<b>6</b>	<b>7</b>	<b>8</b>	<b>9</b>	<b>10</b>	<b>L1</b>	<b>L2</b>
	<b>1731-C</b>		1236	N/A	1347	1436	1525	1614	1703	1792	1882	1971	2060	2149	N/A	N/A
<i>Tight Seat &amp; Back / Removable Upholstery / 500 lb. Weight Capacity</i>																
	<b>1731-CR</b>		130	N/A	301	390	479	568	658	747	836	925	1014	1103	N/A	N/A
<i>Replacement Upholstery Covers</i>																

**DESCRIPTION:**

- Upholstery Frames: Steel, Plywood & Hardwood
- Seat: High Density Polyurethane Foam Over Strap Webbing
- Back: High Density Polyurethane Foam Over Sinuous Wire Springs
- Upholstered Covers: Attached w/ Velcro / Removable For Maintenance
- Exposed Wood Legs: Solid Hardwood / Removable For Maintenance
- Antimicrobial Moisture Barrier Fully Encapsulates All Foam Areas
- Leather Upholstery Not Available
- Lifetime Warranty

**OPTIONS:**

- WAC-2 Solid Wood Arm Caps (Set Of 2) .....\$132
- UAC-2 Black Urethane Arm Caps (Set Of 2).....\$179
- PM1 Power/Data Module (1-Power / 1-USB 2 Port Simplex Charger) .....\$774


Tablet Arm / Cup Holder Options (See Facelift Prime Guest/Tandem Options Pages)  
Specify Exposed Wood Finish (See Page 6)  
Biscuit Tufting Available Upon Request (Contact Customer Service For Pricing)

*NOTE: All Seating Configurations Are Viewed From Left To Right Facing. Please Attach A Layout Showing Seating Configuration w/ Your Order. Assembled Units Must Be Shipped In Configurations Of 3 Or Less.*

**TANDEM**

**ITEM #: SPECIFICATIONS | GRADES | LIST PRICES:**

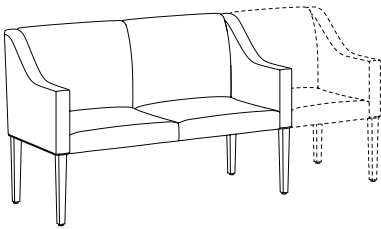
**TWO PLACE SOFA**



**Overall:** 52"w 28"d 34"h      **Arm:** 26"h      **COM:** 5.25 yds.  
**Seat:** 47"w 20"d 19"h      **Weight:** 135 lbs.      **COL:** n/a

COM	COL	1	2	3	4	5	6	7	8	9	10	L1	L2
1748	N/A	2117	2245	2372	2499	2626	2754	2881	3008	3135	3263	N/A	N/A
<i>Tight Seat &amp; Back / Removable Upholstery</i>													
1748-R	N/A	486	614	741	868	995	1123	1250	1377	1504	1632	N/A	N/A
<i>Replacement Upholstery Covers</i>													


**TWO PLACE SOFA / ACCEPTS SEAT ON RIGHT**



**Overall:** 52"w 28"d 34"h      **Arm:** 26"h      **COM:** 5.25 yds.  
**Seat:** 47"w 20"d 19"h      **Weight:** 135 lbs.      **COL:** n/a

COM	COL	1	2	3	4	5	6	7	8	9	10	L1	L2
1748-C	N/A	2117	2245	2372	2499	2626	2754	2881	3008	3135	3263	N/A	N/A
<i>Tight Seat &amp; Back / Removable Upholstery</i>													
1748-CR	N/A	486	614	741	868	995	1123	1250	1377	1504	1632	N/A	N/A
<i>Replacement Upholstery Covers</i>													

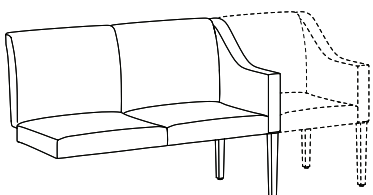
**TWO PLACE SOFA / ADD-A-SEAT**



**Overall:** 49.5"w 28"d 34"h      **Arm:** 26"h      **COM:** 4.75 yds.  
**Seat:** 47"w 20"d 19"h      **Weight:** 120 lbs.      **COL:** n/a

COM	COL	1	2	3	4	5	6	7	8	9	10	L1	L2
1749	N/A	1801	1915	2030	2144	2259	2374	2488	2603	2717	2832	N/A	N/A
<i>Tight Seat &amp; Back / Removable Upholstery</i>													
1749-R	N/A	402	517	631	746	860	975	1090	1204	1319	1433	N/A	N/A
<i>Replacement Upholstery Covers</i>													

**TWO PLACE SOFA / ADD-A-SEAT / ACCEPTS SEAT ON RIGHT**



**Overall:** 49.5"w 28"d 34"h      **Arm:** 26"h      **COM:** 4.75 yds.  
**Seat:** 47"w 20"d 19"h      **Weight:** 120 lbs.      **COL:** n/a

COM	COL	1	2	3	4	5	6	7	8	9	10	L1	L2
1749-C	N/A	1801	1915	2030	2144	2259	2374	2488	2603	2717	2832	N/A	N/A
<i>Tight Seat &amp; Back / Removable Upholstery</i>													
1749-CR	N/A	402	517	631	746	860	975	1090	1204	1319	1433	N/A	N/A
<i>Replacement Upholstery Covers</i>													

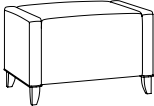
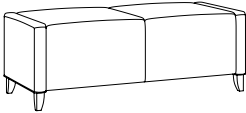
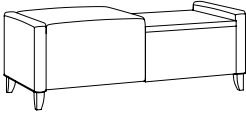
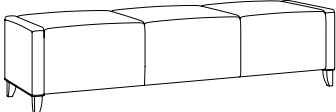
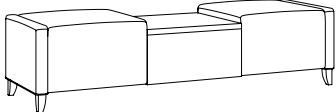
**DESCRIPTION:**

- Upholstery Frames: Steel, Plywood & Hardwood
- Seat: High Density Polyurethane Foam Over Strap Webbing
- Upholstered Covers: Attached w/ Velcro / Removable For Maintenance
- Exposed Wood Legs: Solid Hardwood / Removable For Maintenance
- Antimicrobial Moisture Barrier Fully Encapsulates All Foam Areas
- Leather Upholstery Not Available
- Lifetime Warranty

**OPTIONS:**

- 26HA 26" High Arms.....\$37 Per Arm
  - ARL Brushed Aluminum Round Legs (Set Of 4).....\$327
  - PM1 Power/Data Module (1-Power / 1-USB 2 Port Simplex Charger) .....\$774
- Specify Exposed Wood Finish (See Page 6)  
Biscuit Tufting Available Upon Request (Contact Customer Service For Pricing)

*NOTE: All Seating Configurations Are Viewed From Left To Right Facing. Please Attach A Layout Showing Seating Configuration w/ Your Order. Assembled Units Must Be Shipped In Configurations Of 3 Or Less.*

BENCHES		ITEM #:	SPECIFICATIONS   GRADES   LIST PRICES:													
	<b>BENCH / OTTOMAN</b>		<b>Overall:</b> 28"w 22"d 19"h <b>Seat:</b> 23"w 22"d 19"h			<b>Arm:</b> n/a <b>Weight:</b> 40 lbs.			<b>COM:</b> 3.25 yds. <b>COL:</b> n/a							
			<b>COM</b>	<b>COL</b>	<b>1</b>	<b>2</b>	<b>3</b>	<b>4</b>	<b>5</b>	<b>6</b>	<b>7</b>	<b>8</b>	<b>9</b>	<b>10</b>	<b>L1</b>	<b>L2</b>
	1761		967	N/A	1067	1144	1220	1297	1373	1449	1526	1602	1678	1755	N/A	N/A
			<i>Removable Upholstery</i>													
	1761-R		136	N/A	281	358	434	510	587	663	740	816	892	969	N/A	N/A
			<i>Replacement Upholstery Covers</i>													
	<b>TWO SEAT BENCH</b>		<b>Overall:</b> 52"w 22"d 19"h <b>Seat:</b> 47"w 22"d 19"h			<b>Arm:</b> n/a <b>Weight:</b> 60 lbs.			<b>COM:</b> 4.5 yds. <b>COL:</b> n/a							
			<b>COM</b>	<b>COL</b>	<b>1</b>	<b>2</b>	<b>3</b>	<b>4</b>	<b>5</b>	<b>6</b>	<b>7</b>	<b>8</b>	<b>9</b>	<b>10</b>	<b>L1</b>	<b>L2</b>
	1762		1502	N/A	1636	1745	1853	1961	2069	2177	2285	2394	2502	2610	N/A	N/A
			<i>Removable Upholstery</i>													
	1762-R		176	N/A	382	491	599	707	815	923	1031	1140	1248	1356	N/A	N/A
			<i>Replacement Upholstery Covers</i>													
	<b>SEAT / TABLE BENCH</b>		<b>Overall:</b> 52"w 22"d 19"h <b>Seat:</b> 47"w 22"d 19"h			<b>Arm:</b> n/a <b>Weight:</b> 70 lbs.			<b>COM:</b> 3.25 yds. <b>COL:</b> n/a							
			<b>COM</b>	<b>COL</b>	<b>1</b>	<b>2</b>	<b>3</b>	<b>4</b>	<b>5</b>	<b>6</b>	<b>7</b>	<b>8</b>	<b>9</b>	<b>10</b>	<b>L1</b>	<b>L2</b>
	1762-ST		1737	N/A	1795	1872	1948	2024	2101	2177	2254	2330	2406	2483	N/A	N/A
			<i>Removable Upholstery / High Pressure Laminate Top (Square Edge)</i>													
	1761-R		136	N/A	281	358	434	510	587	663	740	816	892	969	N/A	N/A
			<i>Replacement Upholstery Covers</i>													
	<b>THREE SEAT BENCH</b>		<b>Overall:</b> 76"w 22"d 19"h <b>Seat:</b> 71"w 22"d 19"h			<b>Arm:</b> n/a <b>Weight:</b> 85 lbs.			<b>COM:</b> 6 yds. <b>COL:</b> n/a							
			<b>COM</b>	<b>COL</b>	<b>1</b>	<b>2</b>	<b>3</b>	<b>4</b>	<b>5</b>	<b>6</b>	<b>7</b>	<b>8</b>	<b>9</b>	<b>10</b>	<b>L1</b>	<b>L2</b>
	1763		1977	N/A	2162	2308	2455	2601	2747	2894	3040	3187	3333	3479	N/A	N/A
			<i>Removable Upholstery</i>													
	1763-R		215	N/A	496	643	789	935	1082	1228	1374	1521	1667	1813	N/A	N/A
			<i>Replacement Upholstery Covers</i>													
	<b>SEAT / TABLE / SEAT BENCH</b>		<b>Overall:</b> 76"w 22"d 19"h <b>Seat:</b> 71"w 22"d 19"h			<b>Arm:</b> n/a <b>Weight:</b> 95 lbs.			<b>COM:</b> 4.5 yds. <b>COL:</b> n/a							
			<b>COM</b>	<b>COL</b>	<b>1</b>	<b>2</b>	<b>3</b>	<b>4</b>	<b>5</b>	<b>6</b>	<b>7</b>	<b>8</b>	<b>9</b>	<b>10</b>	<b>L1</b>	<b>L2</b>
	1763-ST		2207	N/A	2303	2411	2520	2628	2736	2844	2952	3060	3169	3277	N/A	N/A
			<i>Removable Upholstery / High Pressure Laminate Top (Square Edge)</i>													
	1762-R		176	N/A	382	491	599	707	815	923	1031	1140	1248	1356	N/A	N/A
			<i>Replacement Upholstery Covers</i>													

**DESCRIPTION:**

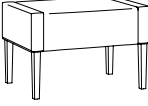
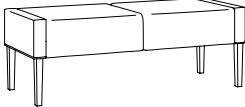
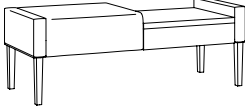
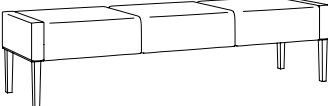
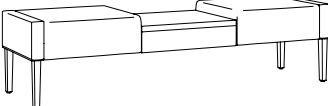
- Upholstery Frames: Steel, Plywood & Hardwood
- Seat: High Density Polyurethane Foam Over Strap Webbing
- Upholstered Covers: Attached w/ Velcro / Removable For Maintenance
- Exposed Wood Legs: Solid Hardwood / Removable For Maintenance
- Antimicrobial Moisture Barrier Fully Encapsulates All Foam Areas
- Leather Upholstery Not Available
- Lifetime Warranty

**OPTIONS:**

- 26HA 26" High Arms .....\$37 Per Arm
- PM1 Power/Data Module (1-Power / 1-USB 2 Port Simplex Charger) .....\$774


Specify Exposed Wood Finish (See Page 6)  
 Biscuit Tufting Available Upon Request (Contact Customer Service For Pricing)  
 Veneer Table Tops (Contact Factory)

*NOTE: All Seating Configurations Are Viewed From Left To Right Facing. Please Attach A Layout Showing Seating Configuration w/ Your Order. Assembled Units Must Be Shipped In Configurations Of 3 Or Less.*

BENCHES		ITEM #:	SPECIFICATIONS   GRADES   LIST PRICES:												
<b>BENCH / OTTOMAN</b>  			<b>Overall:</b> 28"w 22"d 19"h			<b>Arm:</b> n/a			<b>COM:</b> 2 yds.						
			<b>Seat:</b> 23"w 22"d 19"h			<b>Weight:</b> 40 lbs.			<b>COL:</b> n/a						
			<b>COM</b>	<b>COL</b>	<b>1</b>	<b>2</b>	<b>3</b>	<b>4</b>	<b>5</b>	<b>6</b>	<b>7</b>	<b>8</b>	<b>9</b>	<b>10</b>	<b>L1</b>
	1771	910	N/A	950	994	1039	1083	1128	1172	1217	1261	1306	1351	N/A	N/A
		<i>Removable Upholstery</i>													
	1771-R	130	N/A	212	257	301	346	390	435	479	524	568	613	N/A	N/A
		<i>Replacement Upholstery Covers</i>													
<b>TWO SEAT BENCH</b>  			<b>Overall:</b> 52"w 22"d 19"h			<b>Arm:</b> n/a			<b>COM:</b> 3.25 yds.						
			<b>Seat:</b> 47"w 22"d 19"h			<b>Weight:</b> 50 lbs.			<b>COL:</b> n/a						
			<b>COM</b>	<b>COL</b>	<b>1</b>	<b>2</b>	<b>3</b>	<b>4</b>	<b>5</b>	<b>6</b>	<b>7</b>	<b>8</b>	<b>9</b>	<b>10</b>	<b>L1</b>
	1772	1407	N/A	1483	1559	1636	1712	1788	1865	1941	2017	2094	2170	N/A	N/A
		<i>Removable Upholstery</i>													
	1772-R	170	N/A	313	390	466	542	619	695	771	848	924	1000	N/A	N/A
		<i>Replacement Upholstery Covers</i>													
<b>SEAT / TABLE BENCH</b>  			<b>Overall:</b> 52"w 22"d 19"h			<b>Arm:</b> n/a			<b>COM:</b> 2 yds.						
			<b>Seat:</b> 47"w 22"d 19"h			<b>Weight:</b> 60 lbs.			<b>COL:</b> n/a						
			<b>COM</b>	<b>COL</b>	<b>1</b>	<b>2</b>	<b>3</b>	<b>4</b>	<b>5</b>	<b>6</b>	<b>7</b>	<b>8</b>	<b>9</b>	<b>10</b>	<b>L1</b>
	1772-ST	1572	N/A	1576	1620	1665	1709	1754	1799	1843	1888	1932	1977	N/A	N/A
		<i>Removable Upholstery / High Pressure Laminate Top (Square Edge)</i>													
	1771-R	130	N/A	212	257	301	346	390	435	479	524	568	613	N/A	N/A
		<i>Replacement Upholstery Covers</i>													
<b>THREE SEAT BENCH</b>  			<b>Overall:</b> 76"w 22"d 19"h			<b>Arm:</b> n/a			<b>COM:</b> 4 yds.						
			<b>Seat:</b> 71"w 22"d 19"h			<b>Weight:</b> 70 lbs.			<b>COL:</b> n/a						
			<b>COM</b>	<b>COL</b>	<b>1</b>	<b>2</b>	<b>3</b>	<b>4</b>	<b>5</b>	<b>6</b>	<b>7</b>	<b>8</b>	<b>9</b>	<b>10</b>	<b>L1</b>
	1773	1827	N/A	1918	2013	2109	2204	2300	2395	2491	2586	2681	2777	N/A	N/A
		<i>Removable Upholstery</i>													
	1773-R	209	N/A	389	484	580	675	771	866	961	1057	1152	1248	N/A	N/A
		<i>Replacement Upholstery Covers</i>													
<b>SEAT / TABLE / SEAT BENCH</b>  			<b>Overall:</b> 76"w 22"d 19"h			<b>Arm:</b> n/a			<b>COM:</b> 3.25 yds.						
			<b>Seat:</b> 71"w 22"d 19"h			<b>Weight:</b> 80 lbs.			<b>COL:</b> n/a						
			<b>COM</b>	<b>COL</b>	<b>1</b>	<b>2</b>	<b>3</b>	<b>4</b>	<b>5</b>	<b>6</b>	<b>7</b>	<b>8</b>	<b>9</b>	<b>10</b>	<b>L1</b>
	1773-ST	2015	N/A	2058	2135	2211	2287	2364	2440	2516	2593	2669	2745	N/A	N/A
		<i>Removable Upholstery / High Pressure Laminate Top (Square Edge)</i>													
	1772-R	170	N/A	313	390	466	542	619	695	771	848	924	1000	N/A	N/A
		<i>Replacement Upholstery Covers</i>													

**DESCRIPTION:**

- Exposed Frames: Solid Maple, Self Edge, Vertical Direction
- Plastic Laminate Top (See Page 6)
- Veneer Top: Sunburst Maple Veneer Banded w/ Vertical Maple Grain Veneer (Custom Tops Available, Please Contact Factory)
- Lifetime Warranty



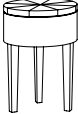
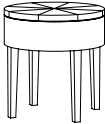
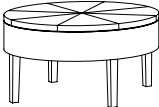


Square Edge Profile Standard

**OPTIONS:**




Specify Exposed Wood Finish / Laminate (See Page 6)

*NOTE: All Seating Configurations Are Viewed From Left To Right Facing. Please Attach A Layout Showing Seating Configuration w/ Your Order. Assembled Units Must Be Shipped In Configurations Of 3 Or Less.*



**TABLES**

ITEM #:	SPECIFICATIONS   GRADES   LIST PRICES:														
<b>END TABLE / THREE LEG BASE</b>  	<b>Overall:</b> 16" Diameter 23"h <b>Weight:</b> 20 lbs.  <table border="1"> <thead> <tr> <th>COM</th> <th>COL</th> <th>1</th> <th>2</th> <th>3</th> <th>4</th> <th>5</th> <th>6</th> <th>7</th> <th>8</th> <th>9</th> <th>10</th> <th>L1</th> <th>L2</th> </tr> </thead> </table>	COM	COL	1	2	3	4	5	6	7	8	9	10	L1	L2
	COM	COL	1	2	3	4	5	6	7	8	9	10	L1	L2	
	<b>1716D23-L</b> 807 High Pressure Laminate Face / Self Edge														
	<b>1716D23-V</b> 1144 Wood Veneer Face / Self Edge														
<b>1716D23-C</b> 1022 Solid Surface Face (Glacier White) / Self Edge															
<b>END TABLE</b>  	<b>Overall:</b> 22" Diameter 23"h <b>Weight:</b> 37 lbs.  <table border="1"> <thead> <tr> <th>COM</th> <th>COL</th> <th>1</th> <th>2</th> <th>3</th> <th>4</th> <th>5</th> <th>6</th> <th>7</th> <th>8</th> <th>9</th> <th>10</th> <th>L1</th> <th>L2</th> </tr> </thead> </table>	COM	COL	1	2	3	4	5	6	7	8	9	10	L1	L2
	COM	COL	1	2	3	4	5	6	7	8	9	10	L1	L2	
	<b>1722D23-L</b> 938 High Pressure Laminate Face / Self Edge														
	<b>1722D23-V</b> 1422 Wood Veneer Face / Self Edge														
<b>1722D23-C</b> 1320 Solid Surface Face (Glacier White) / Self Edge															
<b>COFFEE TABLE</b>  	<b>Overall:</b> 36" Diameter 18"h <b>Weight:</b> 40 lbs.  <table border="1"> <thead> <tr> <th>COM</th> <th>COL</th> <th>1</th> <th>2</th> <th>3</th> <th>4</th> <th>5</th> <th>6</th> <th>7</th> <th>8</th> <th>9</th> <th>10</th> <th>L1</th> <th>L2</th> </tr> </thead> </table>	COM	COL	1	2	3	4	5	6	7	8	9	10	L1	L2
	COM	COL	1	2	3	4	5	6	7	8	9	10	L1	L2	
	<b>1736D18-L</b> 1938 High Pressure Laminate Face / Self Edge														
	<b>1736D18-V</b> 2923 Wood Veneer Face / Self Edge														
<b>1736D18-C</b> 2869 Solid Surface Face (Glacier White) / Self Edge															
<b>18" / 180° ADJUSTABLE TABLE / CONNECTS ANY TANDEM CHAIR</b>  	<b>Overall:</b> 18" Diameter <b>Weight:</b> 25 lbs.  <table border="1"> <thead> <tr> <th>COM</th> <th>COL</th> <th>1</th> <th>2</th> <th>3</th> <th>4</th> <th>5</th> <th>6</th> <th>7</th> <th>8</th> <th>9</th> <th>10</th> <th>L1</th> <th>L2</th> </tr> </thead> </table>	COM	COL	1	2	3	4	5	6	7	8	9	10	L1	L2
	COM	COL	1	2	3	4	5	6	7	8	9	10	L1	L2	
	<b>1718DC-L</b> 661 High Pressure Laminate Face														
	<b>1718DC-V</b> 949 Wood Veneer Face / Self Edge														
<b>1718DC-C</b> 806 Solid Surface Face (Glacier White) / Self Edge															
<b>22" / 180° ADJUSTABLE TABLE / CONNECTS ANY TANDEM CHAIR</b>  	<b>Overall:</b> 22" Diameter <b>Weight:</b> 25 lbs.  <table border="1"> <thead> <tr> <th>COM</th> <th>COL</th> <th>1</th> <th>2</th> <th>3</th> <th>4</th> <th>5</th> <th>6</th> <th>7</th> <th>8</th> <th>9</th> <th>10</th> <th>L1</th> <th>L2</th> </tr> </thead> </table>	COM	COL	1	2	3	4	5	6	7	8	9	10	L1	L2
	COM	COL	1	2	3	4	5	6	7	8	9	10	L1	L2	
	<b>1722DC-L</b> 672 High Pressure Laminate Face														
	<b>1722DC-V</b> 1059 Wood Veneer Face / Self Edge														
<b>1722DC-C</b> 963 Solid Surface Face (Glacier White) / Self Edge															



ARM CAPS / LEGS	OPTION #:	SPECIFICATIONS   LIST PRICES   AVAILABILITY:
<p>SOLID WOOD ARM CAPS</p> 	<p><b>WAC-2</b></p> <p>\$132 <i>(Specify Finish)</i></p> <p><b>Available:</b> <i>Facelift 1 Prime Guest / Tandem Units</i></p>	<p><b>Overall:</b> 3.25"w 15"d 1.25"h</p>
<p>URETHANE ARM CAPS</p> 	<p><b>UAC-2</b></p> <p>\$179 <i>(Black Urethane)</i></p> <p><b>Available:</b> <i>Facelift 1 Prime Guest / Tandem Units</i></p>	<p><b>Overall:</b> 3.25"w 15"d 1.25"h</p>
<p>BRUSHED ALUMINUM ROUND LEGS</p> 	<p><b>ARL</b></p> <p>\$327 (Set Of 4) <i>(Brushed Aluminum Finish)</i></p> <p><b>Available:</b> <i>Facelift 1 Prime Low Leg Benches (1761, 1762,1762-ST, 1763, 1763-ST)</i></p>	<p><b>Overall:</b> 2" Diameter 5"h</p>

TABLET ARMS / POWER	OPTION #:	SPECIFICATIONS   LIST PRICES   AVAILABILITY:
<p><b>TABLET ARMS / CUP HOLDER</b></p>  <p>Laminate Table Arm Shown w/ Cup Holder</p>  <p>Veneer Table Arm Shown w/ Cup Holder</p>  <p>Solid Surface Table Arm Shown w/ Cup Holder</p>	<p><b>Overall:</b> 14" Diameter .75"h</p> <hr/> <p><b>TA-L</b> \$407 <i>Tablet Arm With 360° Rotation - High Pressure Laminate. (Specify Laminate / Specify Left Or Right Facing Arm Location)</i></p> <p><b>TA-V</b> \$466 <i>Tablet Arm With 360° Rotation - Sunburst Cherry Veneer. (Specify Finish / Specify Left Or Right Facing Arm Location)</i></p> <p><b>TA-C</b> \$606 <i>Tablet Arm With 360° Rotation - White Solid Surface. (Available In White Only / Specify Left Or Right Facing Arm Location)</i></p> <p><b>CH-1</b> \$97 <i>Black Plastic Cup Holder (Only Available If Used With Tablet Arm)</i></p> <p><b>CH-2</b> \$145 <i>Spun Aluminum Cup Holder (Only Available If Used With Tablet Arm)</i></p> <p><b>Available:</b> <b>Facelift 1 Prime Collection</b></p>	
<p><b>FOLD DOWN TABLET ARM</b></p>  	<p><b>Overall:</b> 14" Diameter .75"h</p> <hr/> <p><b>FDTA-L</b> \$978 <i>Tablet Arm With 360° Rotation - High Pressure Laminate. (Specify Laminate / Specify Left Or Right Facing Arm Location)</i></p> <p><b>FDTA-V</b> \$1026 <i>Tablet Arm With 360° Rotation - Sunburst Cherry Veneer. (Specify Finish / Specify Left Or Right Facing Arm Location)</i></p> <p><b>FDTA-C</b> \$1166 <i>Tablet Arm With 360° Rotation - White Solid Surface. (Available In White Only / Specify Left Or Right Facing Arm Location)</i></p> <p><b>Available:</b> <b>Facelift 1 Prime Collection</b></p>	
<p><b>DOUBLE ARTICULATING / SWIVEL TABLET ARM</b></p>  <p>ATA-L Double Articulating / Swivel Tablet Arm</p>  <p>ATA-L w/ CH-1 Black Plastic Cup Holder</p>	<p><b>Overall:</b> 14" Diameter .75"h</p> <hr/> <p><b>ATA-L</b> \$801 <i>Tablet Arm With 360° Rotation - High Pressure Laminate. (Specify Laminate / Specify Left Or Right Facing Arm Location)</i></p> <p><b>ATA-V</b> \$837 <i>Tablet Arm With 360° Rotation - Sunburst Cherry Veneer. (Specify Finish / Specify Left Or Right Facing Arm Location)</i></p> <p><b>ATA-C</b> \$1008 <i>Tablet Arm With 360° Rotation - White Solid Surface. (Available In White Only / Specify Left Or Right Facing Arm Location)</i></p> <p><b>CH-1</b> \$97 <i>Black Plastic Cup Holder (Only Available If Used With Tablet Arm)</i></p> <p><b>CH-2</b> \$145 <i>Spun Aluminum Cup Holder (Only Available If Used With Tablet Arm)</i></p> <p><b>Available:</b> <b>Facelift 1 Prime Collection</b></p>	
<p><b>POWER / DATA MODULE</b></p> 	<p><b>Overall:</b> 5.25"w 1.25"d 4.25"h</p> <hr/> <p><b>PM1</b> \$774 (1-Power / 1-USB 2 Port Simplex Charger Standard) <i>Vertical / Horizontal Mount Power Module. Price Varies By Socket. Contact Customer Service For Quote. (Additional Colors Available)</i></p> <p><b>Available:</b> <b>Facelift 1 Prime Collection</b></p>	

COVERS / ARMS	OPTION #:	SPECIFICATIONS   LIST PRICES   AVAILABILITY:
<p>26" HIGH ARMS</p> 	<p><b>26HA</b></p>	<p><i>Overall: 2.75"w 22"d 26"h</i></p> <hr/> <p><b>\$37 (Per Arm)</b>  <i>26" High Arms For Benches (Specify Fabric)</i></p> <p><b>Available: Facelift 1 Prime Benches</b></p>
<p>CONTRASTING COVERS</p> 	<p><b>CC</b></p>	<p><i>Overall: N/A</i></p> <hr/> <p><b>\$119</b>  <i>NOTE: If Two Or More Upholsteries Or Leathers Are Used On Any Piece Of Furniture, Then A Contrast Charge Will Apply Per Order. When Using Trinity Upholstery, The Higher Priced Upholstery Grade Will Be Used In Pricing, Unless It's Trinity Leather With Fabric Contrast Welt, Or COM With Trinity Contrast Welt, Then Contact Customer Service For Pricing.</i></p> <p><b>Available: Facelift 1 Prime Collection</b></p>