

# Facelift Replay

---

HEALTHCARE MOTION

Effective: March 1, 2025

T R I N I T Y

**Date:**

**Page:**

**Modification:**

**Description:**

---

### DESCRIPTION:

- Upholstery Frames: Steel, Plywood & Hardwood
- Seat: High Density Polyurethane Foam Over Sheet Webbing
- Back: High Density Polyurethane Foam Over Polypropylene Webbing
- Upholstered Covers: Attached w/ Velcro / Removable For Maintenance
- Removable Bolster Pillow For 1504 / 1505 (5" Diameter)
- Antimicrobial Moisture Barrier Fully Encapsulates All Foam Areas
- Double Needle Stitching Standard (Welting Optional - No Charge)
- Metal To Metal Connections For All Hardware Assembly
- Leather Upholstery Not Available
- Lifetime Warranty


### OPTIONS:

- RWAC-3 Solid Wood Arm Caps (Set Of 2) .....\$411
- RPAC-2 Polyester Arm Caps (Set Of 2) .....\$518
- LC Locking Casters (Set Of 2) .....\$44
- NLC Non-Locking Casters (Set Of 2).....\$37
- 3LC 3" Locking Casters - #1506 Model Only (Set Of 2).....\$218
- PM1 Power/Data Module (1-Power / 1-USB 2 Port Simplex Charger) .....\$859
- Tablet Arm / Cup Holder Options (See Facelift Replay Healthcare Options Pages)
- Feather Down & Polyester Pillows Available (See Page 5)
- Specify Exposed Wood Finish (See Page 6)

### SLEEPOVER UNITS

#### ITEM #: SPECIFICATIONS | GRADES | LIST PRICES:


#### LOUNGE CHAIR / FULLY UPHOLSTERED



Healthcare Motion

|   |     | Overall: 37.5" w 34.5" d 33" h |      |      |      | Overall Length: 84" d     |      |      |      | Arm: 24" h       |      | COM: 6.5 yds. |     |
|---|-----|--------------------------------|------|------|------|---------------------------|------|------|------|------------------|------|---------------|-----|
|   |     | Sleep Area: 28" w 80" d        |      |      |      | Seat: 28" w 23" d 17.5" h |      |      |      | Weight: 175 lbs. |      | COL: n/a      |     |
| COM   | COL | 1                              | 2    | 3    | 4    | 5                         | 6    | 7    | 8    | 9                | 10   | L1            | L2  |
| 1504  | N/A | 4860                           | 5040 | 5221 | 5401 | 5582                      | 5762 | 5942 | 6123 | 6303             | 6484 | N/A           | N/A |
| <i>Tight Seat &amp; Back / Removable Upholstery / 500 lb. Weight Capacity</i> |     |                                |      |      |      |                           |      |      |      |                  |      |               |     |
| 1504-R  | N/A | 719                            | 916  | 1114 | 1311 | 1509                      | 1706 | 1904 | 2102 | 2299             | 2497 | N/A           | N/A |
| <i>Replacement Upholstery Covers</i>  |     |                                |      |      |      |                           |      |      |      |                  |      |               |     |

#### TWO PLACE SOFA / FULLY UPHOLSTERED



Healthcare Motion

|   |     | Overall: 57.5" w 34.5" d 33" h |      |      |      | Overall Length: 84" d     |      |      |      | Arm: 24" h       |      | COM: 9 yds. |     |
|---|-----|--------------------------------|------|------|------|---------------------------|------|------|------|------------------|------|-------------|-----|
|   |     | Sleep Area: 48" w 80" d        |      |      |      | Seat: 48" w 23" d 17.5" h |      |      |      | Weight: 225 lbs. |      | COL: n/a    |     |
| COM   | COL | 1                              | 2    | 3    | 4    | 5                         | 6    | 7    | 8    | 9                | 10   | L1          | L2  |
| 1505  | N/A | 6067                           | 6320 | 6572 | 6825 | 7077                      | 7330 | 7583 | 7835 | 8088             | 8340 | N/A         | N/A |
| <i>Tight Seat &amp; Back / Removable Upholstery / 750 lb. Weight Capacity</i> |     |                                |      |      |      |                           |      |      |      |                  |      |             |     |
| 1505-R  | N/A | 949                            | 1225 | 1502 | 1779 | 2055                      | 2332 | 1660 | 1818 | 1976             | 2134 | N/A         | N/A |
| <i>Replacement Upholstery Covers</i>  |     |                                |      |      |      |                           |      |      |      |                  |      |             |     |

#### FOUR POSITION ADJUSTMENT FOR 1504 / 1505

See Revival Healthcare Motion And Evolve Healthcare Motion For Additional Sleeper Units.



1) Closed Position



2) Ottoman Position




3) Chaise Position



4) Full-Recline Position  
Overall Length - 84" d

#### BACK-FLIP SLEEPER SOFA



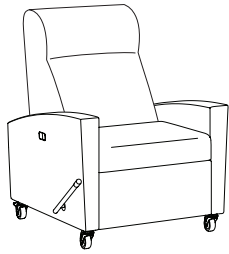
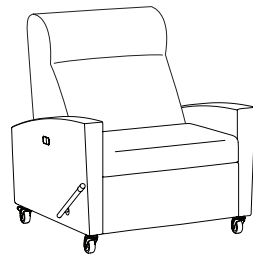



|   |     | Overall: 79" w 36" d 36" h    |      |      |      | Arm: 24.5" h     |      |      |      | COM: 13 yds. |      |     |     |
|---|-----|-------------------------------|------|------|------|------------------|------|------|------|--------------|------|-----|-----|
|   |     | Sleep Area: 70" w 31" d 20" h |      |      |      | Weight: 235 lbs. |      |      |      | COL: n/a     |      |     |     |
| COM   | COL | 1                             | 2    | 3    | 4    | 5                | 6    | 7    | 8    | 9            | 10   | L1  | L2  |
| 1506  | N/A | 4723                          | 5091 | 5459 | 5827 | 6195             | 6564 | 6932 | 7300 | 7668         | 8036 | N/A | N/A |
| <i>Tight Seat &amp; Back / Removable Upholstery / 1000 lbs. Weight Capacity</i> |     |                               |      |      |      |                  |      |      |      |              |      |     |     |
| 1506-R  | N/A | 1914                          | 2309 | 2704 | 3099 | 3494             | 3889 | 4285 | 4680 | 5075         | 5470 | N/A | N/A |
| <i>Replacement Upholstery Covers</i>  |     |                               |      |      |      |                  |      |      |      |              |      |     |     |

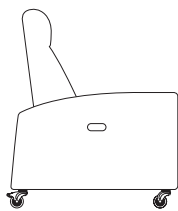
**DESCRIPTION:**

- Upholstery Frames: Steel, Plywood & Hardwood
- Seat: High Density Polyurethane Foam Over Sheet Webbing
- Back: High Density Polyurethane Foam Over Sinuous Wire Springs
- Upholstered Covers: Attached w/ Velcro / Removable For Maintenance
- Antimicrobial Moisture Barrier Fully Encapsulates All Foam Areas
- Central Braking w/ Lock & unlocks pedals
- Double Needle Stitching Standard (Welting Optional - No Charge)
- Dual-Wheel Casters: (2) Front Locking/Swivel & (2) Rear Non-Locking/Non-Swivel
- Leather Upholstery Not Available
- Lifetime Warranty

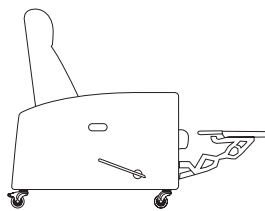
**OPTIONS:**

Layflat Medical Recliner Options (See Facelift Replay Healthcare Options Pages)  
 Feather Down & Polyester Pillows Available (See Page 5)

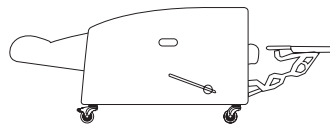
| INFUSION RECLINERS  |  | ITEM #:  | SPECIFICATIONS   GRADES   LIST PRICES:   |            |          |   |          |          |   |          |          |          |          |           |           |           |     |
|---|--|--|--|------------|----------|---|----------|----------|---|----------|----------|----------|----------|-----------|-----------|-----------|-----|
|    |  | <b>INFUSION LAYFLAT MEDICAL RECLINER</b>           | <b>Overall:</b> 32.75"w 38.5"d 45"h<br><b>Seat:</b> 24"w 20"d 20"h                                     |            |          | <b>Arm:</b> 28"h<br><b>Weight:</b> 160 lbs. |          |          | <b>COM:</b> 5.5 yds.<br><b>COL:</b> n/a |          |          |          |          |           |           |           |     |
|   |  |  | <b>COM</b>   | <b>COL</b> | <b>1</b> | <b>2</b>                                    | <b>3</b> | <b>4</b> | <b>5</b>                                | <b>6</b> | <b>7</b> | <b>8</b> | <b>9</b> | <b>10</b> | <b>L1</b> | <b>L2</b> |     |
|   |  |  | <b>1507-L</b>  | 3776       | N/A      | 3853  | 3995     | 4136     | 4277                                    | 4419     | 4560     | 4702     | 4843     | 4984      | 5126      | N/A       | N/A |
|   |  |  | <i>Infusion Layflat / Tight Seat &amp; Back / Removable Upholstery / 500 lb. Weight Capacity</i>       |            |          |   |          |          |   |          |          |          |          |           |           |           |     |
|  |  | <b>BARIATRIC INFUSION LAYFLAT MEDICAL RECLINER</b> | <b>Overall:</b> 37.75"w 38.5"d 45"h<br><b>Seat:</b> 29"w 20"d 20"h                                     |            |          | <b>Arm:</b> 28"h<br><b>Weight:</b> 185 lbs. |          |          | <b>COM:</b> 6 yds.<br><b>COL:</b> n/a   |          |          |          |          |           |           |           |     |
|   |  |  | <b>COM</b>   | <b>COL</b> | <b>1</b> | <b>2</b>                                    | <b>3</b> | <b>4</b> | <b>5</b>                                | <b>6</b> | <b>7</b> | <b>8</b> | <b>9</b> | <b>10</b> | <b>L1</b> | <b>L2</b> |     |
|   |  |  | <b>1507-XL</b>   | 3866       | N/A      | 3962  | 4115     | 4268     | 4421                                    | 4574     | 4728     | 4881     | 5034     | 5187      | 5340      | N/A       | N/A |
|     |  |  | <b>1507-T</b>  | 3856       | N/A      | 3929  | 4070     | 4211     | 4353                                    | 4494     | 4636     | 4777     | 4918     | 5060      | 5201      | N/A       | N/A |
|   |  |  | <i>Infusion Trendelenburg / Tight Seat &amp; Back / Removable Upholstery / 500 lb. Weight Capacity</i> |            |          |   |          |          |   |          |          |          |          |           |           |           |     |
|   |  |  | <b>1507-R</b>  | 376        | N/A      | 721   | 903      | 1086     | 1268                                    | 1451     | 1633     | 1816     | 1999     | 2181      | 2364      | N/A       | N/A |
|   |  |  | <i>Replacement Upholstery Covers</i>   |            |          |   |          |          |   |          |          |          |          |           |           |           |     |
|   |  |  | <b>1507-XT</b>   | 3991       | N/A      | 4079  | 4233     | 4386     | 4539                                    | 4692     | 4845     | 4999     | 5152     | 5305      | 5458      | N/A       | N/A |
|   |  |  | <i>Infusion Trendelenburg / Tight Seat &amp; Back / Removable Upholstery / 600 lb. Weight Capacity</i> |            |          |   |          |          |   |          |          |          |          |           |           |           |     |
|   |  |  | <b>1507-XR</b>   | 383        | N/A      | 762   | 962      | 1162     | 1362                                    | 1562     | 1762     | 1962     | 2162     | 2362      | 2562      | N/A       | N/A |
| <i>Replacement Upholstery Covers</i>  |  |  |  |            |          |   |          |          |   |          |          |          |          |           |           |           |     |



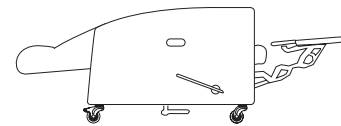
Upright Position  
38.5"D



Extended Footrest Position  
57.5"D



Layflat Position  
73.75"D7



Trendelenburg Position  
4.75"D

 See Revival Healthcare Motion And Evolve Healthcare Motion For Additional Infusion Layflat Medical Recliners.

**DESCRIPTION:**

- Upholstery Frames: Steel, Plywood & Hardwood
- Seat: High Density Polyurethane Foam Over Sheet Webbing
- Back: High Density Polyurethane Foam Over Polypropylene Webbing
- Upholstered Covers: Attached w/ Velcro / Removable For Maintenance
- Antimicrobial Moisture Barrier Fully Encapsulates All Foam Areas
- Double Needle Stitching Standard (Wetling Optional - No Charge)
- Exposed Wood Legs: Solid Hardwood / Removable For Maintenance
- Leather Upholstery Not Available
- Lifetime Warranty

**OPTIONS:**

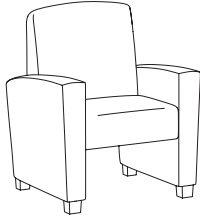
- RWAC-1 Solid Wood Arm Caps (Set Of 2) .....\$374
  - RPAC-1 Polyester Arm Caps (Set Of 2) .....\$484
  - ASL Aluminum Square Legs (Set Of 4).....\$382
  - LC Locking Casters For 1809 Ottoman (Set Of 2) .....\$44
  - WR Wood Ring Base - Replaces Metal Base On 1510-G/1510-SG .....\$224
  - PM1 Power/Data Module (1-Power / 1-USB 2 Port Simplex Charger) .....\$859
- Feather Down & Polyester Pillows Available (See Page 5)  
Specify Exposed Wood Finish (See Page 6)  
Tablet Arm / Cup Holder Options (See Facelift Replay Healthcare Options Pages)

**PATIENT CHAIR / GLIDER**

ITEM #:

SPECIFICATIONS | GRADES | LIST PRICES:

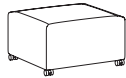
**ASYNCHRONOUS PATIENT CHAIR / FULLY UPHOLSTERED**



Healthcare Motion

|  |     | <b>Overall: 32.5"w 35.5"d 38"h (1508) / 37.5"w 35.5"d 38"h (1508-X)</b> |      |      |      |      |      |      |      |      |      | <b>Arm: 24"h</b>       |     | <b>COM: 4.5 yds.</b> |  |
|--|-----|---|------|------|------|------|------|------|------|------|------|------------------------|-----|----------------------|--|
|  |     | <b>Seat: 21"w 20"d 18"h (1508) / 26"w 20"d 18"h (1508-X)</b>            |      |      |      |      |      |      |      |      |      | <b>Weight: 70 lbs.</b> |     | <b>COL: n/a</b>      |  |
| COM  | COL | 1   | 2    | 3    | 4    | 5    | 6    | 7    | 8    | 9    | 10   | L1                     | L2  |                      |  |
| 1508   | N/A | 1865  | 2016 | 2166 | 2316 | 2467 | 2617 | 2767 | 2918 | 3068 | 3218 | N/A                    | N/A |                      |  |
| <i>Tight Seat &amp; Back / Removable Upholstery / 500 lb. Weight Capacity</i>  |     |   |      |      |      |      |      |      |      |      |      |                        |     |                      |  |
| 1508-R   | N/A | 509   | 643  | 778  | 912  | 1046 | 1181 | 1315 | 1449 | 1584 | 1718 | N/A                    | N/A |                      |  |
| <i>Replacement Upholstery Covers</i>   |     |   |      |      |      |      |      |      |      |      |      |                        |     |                      |  |
| 1508-X   | N/A | 1965  | 2132 | 2299 | 2467 | 2634 | 2801 | 2968 | 3135 | 3302 | 3469 | N/A                    | N/A |                      |  |
| <i>Tight Seat &amp; Back / Removable Upholstery / 500 lbs. Weight Capacity</i> |     |   |      |      |      |      |      |      |      |      |      |                        |     |                      |  |
| 1508-XR  | N/A | 509   | 643  | 778  | 912  | 1046 | 1181 | 1315 | 1449 | 1584 | N/A  | N/A                    |     |                      |  |
| <i>Replacement Upholstery Covers</i>   |     |   |      |      |      |      |      |      |      |      |      |                        |     |                      |  |


**OTTOMAN ON CASTERS / STOWS UNDER ALL PATIENT CHAIRS**



Healthcare Motion

|   |     | <b>Overall: 18"w 18"d 11"h</b> |     |     |     |     | <b>Arm: n/a</b>        |     |     |     |     | <b>COM: 1 yd.</b> |     |     |     |
|---|-----|--------------------------------|-----|-----|-----|-----|------------------------|-----|-----|-----|-----|-------------------|-----|-----|-----|
|   |     | <b>Seat: n/a</b>               |     |     |     |     | <b>Weight: 25 lbs.</b> |     |     |     |     | <b>COL: n/a</b>   |     |     |     |
| COM   | COL | 1                              | 2   | 3   | 4   | 5   | 6                      | 7   | 8   | 9   | 10  | L1                | L2  |     |     |
| 1809  |     | 386                            | 425 | 409 | 430 | 452 | 474                    | 495 | 517 | 539 | 560 | 582               | 603 | N/A | N/A |
| <i>Removable Upholstery / 350 lb. Weight Capacity</i> |     |                                |     |     |     |     |                        |     |     |     |     |                   |     |     |     |
| 1809-R  |     | 94                             | 103 | 136 | 160 | 183 | 207                    | 231 | 254 | 278 | 302 | 326               | 349 | N/A | N/A |
| <i>Replacement Upholstery Covers</i>                  |     |                                |     |     |     |     |                        |     |     |     |     |                   |     |     |     |

**LOUNGE GLIDER / FULLY UPHOLSTERED**



Healthcare Motion

|  |     | <b>Overall: 32"w 32"d 35"h</b> |      |      |      |      | <b>Arm: 24"h</b>        |      |      |      |      | <b>COM: 5.25 yds.</b> |     |
|--|-----|--------------------------------|------|------|------|------|-------------------------|------|------|------|------|-----------------------|-----|
|  |     | <b>Seat: 21"w 20"d 18"h</b>    |      |      |      |      | <b>Weight: 115 lbs.</b> |      |      |      |      | <b>COL: n/a</b>       |     |
| COM  | COL | 1                              | 2    | 3    | 4    | 5    | 6                       | 7    | 8    | 9    | 10   | L1                    | L2  |
| 1510-G   | N/A | 2013                           | 2157 | 2301 | 2446 | 2590 | 2734                    | 2878 | 3023 | 3167 | 3311 | N/A                   | N/A |
| <i>Circular Metal Base / Tight Seat &amp; Back / Removable Upholstery / 500 lb. Weight Capacity</i>                  |     |                                |      |      |      |      |                         |      |      |      |      |                       |     |
| 1510-SG  | N/A | 2151                           | 2295 | 2440 | 2584 | 2728 | 2873                    | 3017 | 3161 | 3306 | 3450 | N/A                   | N/A |
| <i>Swivel Glider w/ Circular Metal Base / Tight Seat &amp; Back / Removable Upholstery / 500 lb. Weight Capacity</i> |     |                                |      |      |      |      |                         |      |      |      |      |                       |     |
| 1510-R   | N/A | 581                            | 739  | 897  | 1055 | 1213 | 1371                    | 1529 | 1687 | 1846 | 2004 | N/A                   | N/A |
| <i>Replacement Upholstery Covers</i>   |     |                                |      |      |      |      |                         |      |      |      |      |                       |     |

See Revival Healthcare Motion And Evolve Healthcare Motion For Additional Patient Chairs & Gliders.

**DESCRIPTION:**

- Upholstery Frames: Steel, Plywood & Hardwood
- Seat: High Density Polyurethane Foam Over Sheet Webbing
- Back: High Density Polyurethane Foam Over Sinuous Wire Springs
- Upholstered Covers: Attached w/ Velcro / Removable For Maintenance
- Antimicrobial Moisture Barrier Fully Encapsulates All Foam Areas
- Double Needle Stitching Standard (Welting Optional - No Charge)
- Leather Upholstery Not Available
- Lifetime Warranty








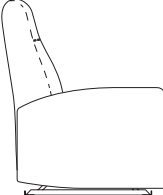
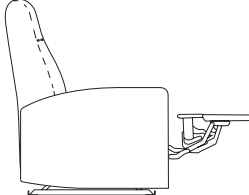

**OPTIONS:**

(See Facelift Replay Healthcare Options Pages)

- RWAC-1 Solid Wood Arm Caps (Set Of 2) .....\$374
- RPAC-1 Polyester Arm Caps (Set Of 2) .....\$484
- ER-1 Electric Recline .....\$1054
- BB Battery Backup .....\$548
- HM Heat & Massage .....\$1498
- H Heat Only .....\$1142

Feather Down & Polyester Pillows Available (See Page 5)

Specify Exposed Wood Finish (See Page 6)

| WALLSAVER   |   | ITEM #: | SPECIFICATIONS   GRADES   LIST PRICES:  |            |          |  |          |          |   |          |          |          |          |           |           |           |
|---|---|---------|---|------------|----------|--|----------|----------|---|----------|----------|----------|----------|-----------|-----------|-----------|
|    | <b>WALLSAVER RECLINER / FULLY UPHOLSTERED</b>           |         | <b>Overall:</b> 30.5"w 32"d 43"h<br><b>Seat:</b> 21"w 20.5"d 18"h   |            |          | <b>Arm:</b> 23"h<br><b>Weight:</b> 110 lbs.  |          |          | <b>COM:</b> 5 yds.<br><b>COL:</b> n/a   |          |          |          |          |           |           |           |
|   |   |         | <b>COM</b>  | <b>COL</b> | <b>1</b> | <b>2</b>   | <b>3</b> | <b>4</b> | <b>5</b>  | <b>6</b> | <b>7</b> | <b>8</b> | <b>9</b> | <b>10</b> | <b>L1</b> | <b>L2</b> |
|   | 1511  |         | 2089  | N/A        | 2292     | 2451   | 2610     | 2768     | 2927  | 3086     | 3245     | 3403     | 3562     | 3721      | N/A       | N/A       |
|   |   |         | <i>Tight Seat &amp; Back / Removable Upholstery / 6" Wall Proximity / 350 lb. Weight Capacity</i>   |            |          |  |          |          |   |          |          |          |          |           |           |           |
|   |   | 1511-R  | 296   | N/A        | 580      | 730  | 880      | 1030     | 1181  | 1331     | 1481     | 1631     | 1781     | 1931      | N/A       | N/A       |
|   |   |         | <i>Replacement Upholstery Covers</i>  |            |          |  |          |          |   |          |          |          |          |           |           |           |
|   |   |         |  Healthcare Motion  |            |          |  |          |          |   |          |          |          |          |           |           |           |
|  | <b>BARIATRIC WALLSAVER RECLINER / FULLY UPHOLSTERED</b> |         | <b>Overall:</b> 35.5"w 32"d 43"h<br><b>Seat:</b> 26"w 20.5"d 18"h   |            |          | <b>Arm:</b> 23"h<br><b>Weight:</b> 125 lbs.  |          |          | <b>COM:</b> 5.5 yds.<br><b>COL:</b> n/a   |          |          |          |          |           |           |           |
|   |   |         | <b>COM</b>  | <b>COL</b> | <b>1</b> | <b>2</b>   | <b>3</b> | <b>4</b> | <b>5</b>  | <b>6</b> | <b>7</b> | <b>8</b> | <b>9</b> | <b>10</b> | <b>L1</b> | <b>L2</b> |
|   | 1511-X  |         | 2230  | N/A        | 2426     | 2585   | 2743     | 2902     | 3061  | 3219     | 3378     | 3537     | 3696     | 3854      | N/A       | N/A       |
|   |   |         | <i>Tight Seat &amp; Back / Removable Upholstery / 6" Wall Proximity / 500 lb. Weight Capacity</i>   |            |          |  |          |          |   |          |          |          |          |           |           |           |
|   |   | 1511-XR | 302   | N/A        | 618      | 784  | 950      | 1116     | 1282  | 1448     | 1614     | 1780     | 1946     | 2112      | N/A       | N/A       |
|   |   |         | <i>Replacement Upholstery Covers</i>  |            |          |  |          |          |   |          |          |          |          |           |           |           |
|   |   |         |  Healthcare Motion  |            |          |  |          |          |   |          |          |          |          |           |           |           |
|  | <b>ELECTRIC WALLSAVER RECLINER / FULLY UPHOLSTERED</b>  |         | <b>Overall:</b> 30.5"w 32"d 43"h<br><b>Seat:</b> 21"w 20.5"d 18"h   |            |          | <b>Arm:</b> 23"h<br><b>Weight:</b> 110 lbs.  |          |          | <b>COM:</b> 5 yds.<br><b>COL:</b> n/a   |          |          |          |          |           |           |           |
|   |   |         | <b>COM</b>  | <b>COL</b> | <b>1</b> | <b>2</b>   | <b>3</b> | <b>4</b> | <b>5</b>  | <b>6</b> | <b>7</b> | <b>8</b> | <b>9</b> | <b>10</b> | <b>L1</b> | <b>L2</b> |
|   | 1511-E  |         | 3036  | N/A        | 3188     | 3346   | 3505     | 3664     | 3822  | 3981     | 4140     | 4299     | 4457     | 4616      | N/A       | N/A       |
|   |   |         | <i>Tight Seat &amp; Back / Removable Upholstery / 6" Wall Proximity / 350 lb. Weight Capacity</i>   |            |          |  |          |          |   |          |          |          |          |           |           |           |
|   |   | 1511-R  | 296   | N/A        | 580      | 730  | 880      | 1030     | 1181  | 1331     | 1481     | 1631     | 1781     | 1931      | N/A       | N/A       |
|   |   |         | <i>Replacement Upholstery Covers</i>  |            |          |  |          |          |   |          |          |          |          |           |           |           |
|   |   |         |  Healthcare Motion  |            |          |  |          |          |   |          |          |          |          |           |           |           |
|   |   |         |  See Revival Healthcare Motion And Evolve Healthcare Motion For Additional Wallsaver Recliners. |            |          |  |          |          |   |          |          |          |          |           |           |           |
|   |   |         |    |            |          |  |          |          |  |          |          |          |          |           |           |           |
|   |   |         | Upright Position 32°D   |            |          | Extended Footrest Position 52°D  |          |          | Full Recline Position 64.5°D  |          |          |          |          |           |           |           |

**DESCRIPTION:**

- Upholstery Frames: Steel, Plywood & Hardwood
- Seat: High Density Polyurethane Foam Over Sheet Webbing
- Back: High Density Polyurethane Foam Over Sinuous Wire Springs
- Upholstered Covers: Attached w/ Velcro / Removable For Maintenance
- Antimicrobial Moisture Barrier Fully Encapsulates All Foam Areas
- Double Needle Stitching Standard (Wetling Optional - No Charge)
- Dual-Wheel Casters: (2) Front Locking/Swivel & (2) Rear Non-Locking/Non-Swivel (1514)
- (2) Drop Down Side Trays Mounted To Black Metal Tubing (1514)
- Exposed Wood Legs (1512): Solid Hardwood / Removable For Maintenance
- Leather Upholstery Not Available
- Lifetime Warranty

**OPTIONS:**

(See Facelift Replay Healthcare Options Pages)  
 Feather Down & Polyester Pillows Available (See Page 5)

**INFUSION / STAND-UP RECLINER**

ITEM #:

SPECIFICATIONS | GRADES | LIST PRICES:

**INFUSION WALLSAVER RECLINER / FULLY UPHOLSTERED**



Optional Central Braking Available

Healthcare Motion

See Revival & Evolve Healthcare Motion For Additional Infusion Wall Saver Recliners.

**Overall:** 31.25"w 34"d 46"h      **Arm:** 27"h      **COM:** 5 yds.  
**Seat:** 21"w 20.5"d 19"h      **Weight:** 130 lbs.      **COL:** n/a  
*\*Overall Width Of Recliner w/ Tablets Down: 36"w / Overall Width Of Recliner w/ Tablets Up: 54"w*

| COM   | COL | 1    | 2    | 3    | 4    | 5    | 6    | 7    | 8    | 9    | 10   | L1  | L2  |
|---|-----|------|------|------|------|------|------|------|------|------|------|-----|-----|
| 1514  | N/A | 3373 | 3532 | 3691 | 3851 | 4010 | 4169 | 4328 | 4487 | 4646 | 4805 | N/A | N/A |
| <i>Tight Seat &amp; Back / Removable Upholstery / 350 lb. Weight Capacity</i> |     |      |      |      |      |      |      |      |      |      |      |     |     |
| 1514-R  | N/A | 669  | 851  | 1033 | 1214 | 1396 | 1578 | 1760 | 1942 | 2123 | 2305 | N/A | N/A |
| <i>Replacement Upholstery Covers</i>  |     |      |      |      |      |      |      |      |      |      |      |     |     |

**\*NOTE: ELECTRIC OPTION NOT AVAILABLE ON INFUSION RECLINERS IN COMBINATION WITH CASTERS.**



Upright Position  
32"D




Extended Footrest Position  
52"D



Full Recline Position  
64.5"D

**ELECTRIC STAND-UP RECLINER / FULLY UPHOLSTERED**

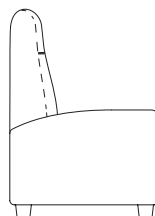


Healthcare Motion

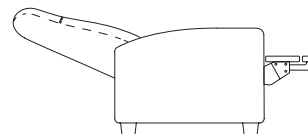
See Revival Healthcare Motion For Additional Electric Stand-Up Recliner.

**Overall:** 33"w 35"d 42"h      **Arm:** 24.5"h      **COM:** 6.5 yds.  
**Seat:** 21.5"w 21.75"d 18"h      **Weight:** 145 lbs.      **COL:** n/a

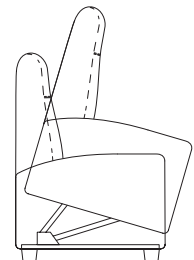
| COM   | COL | 1    | 2    | 3    | 4    | 5    | 6    | 7    | 8    | 9    | 10   | L1  | L2  |
|---|-----|------|------|------|------|------|------|------|------|------|------|-----|-----|
| 1512  | N/A | 3658 | 3866 | 4075 | 4284 | 4493 | 4701 | 4910 | 5119 | 5328 | 5537 | N/A | N/A |
| <i>Tight Seat &amp; Back / Removable Upholstery / 350 lb. Weight Capacity</i> |     |      |      |      |      |      |      |      |      |      |      |     |     |
| 1512-R  | N/A | 704  | 902  | 1100 | 1297 | 1495 | 1692 | 1890 | 2088 | 2285 | 2483 | N/A | N/A |
| <i>Replacement Upholstery Covers</i>  |     |      |      |      |      |      |      |      |      |      |      |     |     |



Upright Position  
35"D



Full Recline Position  
66"D



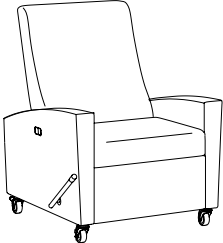



Stand-Up Position  
59"H

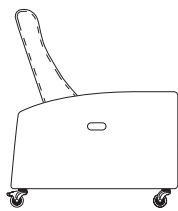
**DESCRIPTION:**

- Upholstery Frames: Steel, Plywood & Hardwood
- Seat: High Density Polyurethane Foam Over Sheet Webbing
- Back: High Density Polyurethane Foam Over Sinuous Wire Springs
- Upholstered Covers: Attached w/ Velcro / Removable For Maintenance
- Antimicrobial Moisture Barrier Fully Encapsulates All Foam Areas
- Double Needle Stitching Standard (Welting Optional - No Charge)
- Rotational & Directional Locking Casters (Rear)
- Leather Upholstery Not Available
- Lifetime Warranty

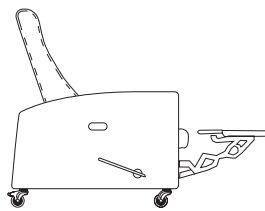
**OPTIONS:**

Layflat Medical Recliner Options (See Facelift Replay Healthcare Options Pages)  
 Feather Down & Polyester Pillows Available (See Page 5)

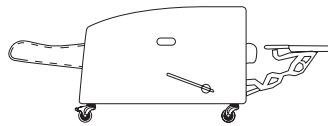
| LAYFLAT MEDICAL RECLINER  |  | ITEM #:   | SPECIFICATIONS   GRADES   LIST PRICES:  |            |          |   |          |          |   |          |          |          |          |           |           |           |     |
|---|--|---|---|------------|----------|---|----------|----------|---|----------|----------|----------|----------|-----------|-----------|-----------|-----|
|        |  | <b>LAYFLAT / TRENDELENBURG RECLINER</b>           | <b>Overall:</b> 32.75"w 38.5"d 45"h<br><b>Seat:</b> 24"w 20"d 20"h                            |            |          | <b>Arm:</b> 28"h<br><b>Weight:</b> 160 lbs. |          |          | <b>COM:</b> 5.5 yds.<br><b>COL:</b> n/a |          |          |          |          |           |           |           |     |
|   |  |   | <b>COM</b>  | <b>COL</b> | <b>1</b> | <b>2</b>                                    | <b>3</b> | <b>4</b> | <b>5</b>                                | <b>6</b> | <b>7</b> | <b>8</b> | <b>9</b> | <b>10</b> | <b>L1</b> | <b>L2</b> |     |
|   |  |   | <b>1513-L</b>   | 3728       | N/A      | 3875  | 4050     | 4226     | 4401                                    | 4577     | 4752     | 4927     | 5103     | 5278      | 5454      | N/A       | N/A |
|   |  |   | <i>Layflat / Tight Seat &amp; Back / Removable Upholstery / 500 lb. Weight Capacity</i>       |            |          |   |          |          |   |          |          |          |          |           |           |           |     |
|      |  | <b>BARIATRIC LAYFLAT / TRENDELENBURG RECLINER</b> | <b>Overall:</b> 37.75"w 38.5"d 45"h<br><b>Seat:</b> 29"w 20"d 20"h                            |            |          | <b>Arm:</b> 28"h<br><b>Weight:</b> 185 lbs. |          |          | <b>COM:</b> 6 yds.<br><b>COL:</b> n/a   |          |          |          |          |           |           |           |     |
|   |  |   | <b>COM</b>  | <b>COL</b> | <b>1</b> | <b>2</b>                                    | <b>3</b> | <b>4</b> | <b>5</b>                                | <b>6</b> | <b>7</b> | <b>8</b> | <b>9</b> | <b>10</b> | <b>L1</b> | <b>L2</b> |     |
|   |  |   | <b>1513-XL</b>  | 3855       | N/A      | 4029  | 4221     | 4413     | 4605                                    | 4797     | 4989     | 5181     | 5373     | 5566      | 5758      | N/A       | N/A |
| <i>Layflat / Tight Seat &amp; Back / Removable Upholstery / 600 lb. Weight Capacity</i> |  |   |   |            |          |   |          |          |   |          |          |          |          |           |           |           |     |
|      |  | <b>BARIATRIC LAYFLAT / TRENDELENBURG RECLINER</b> | <b>1513-XT</b>  | 4032       | N/A      | 4196  | 4388     | 4580     | 4772                                    | 4964     | 5156     | 5348     | 5540     | 5733      | 5925      | N/A       | N/A |
|   |  |   | <i>Trendelenburg / Tight Seat &amp; Back / Removable Upholstery / 600 lb. Weight Capacity</i> |            |          |   |          |          |   |          |          |          |          |           |           |           |     |
|      |  | <b>BARIATRIC LAYFLAT / TRENDELENBURG RECLINER</b> | <b>1513-XR</b>  | 349        | N/A      | 693   | 875      | 1057     | 1238                                    | 1420     | 1602     | 1784     | 1966     | 2147      | 2329      | N/A       | N/A |
|   |  |   | <i>Replacement Upholstery Covers</i>  |            |          |   |          |          |   |          |          |          |          |           |           |           |     |



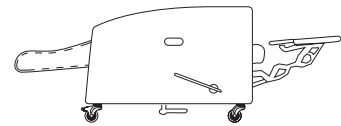
Upright Position  
38.5"D




Extended Footrest Position  
57.5"D



Layflat Position  
73.75"D








Trendelenburg Position  
74.75"D

 See Revival Healthcare Motion And Evolve Healthcare Motion For Additional Layflat Medical Recliners.

| ARM CAPS / TABLETS  | OPTION #: SPECIFICATIONS   LIST PRICES   AVAILABILITY:   |
|---|--|
| <p><b>SOLID WOOD ARM CAPS</b></p>   | <p><b>Overall:</b> Dimensions Will Vary By Style</p> <hr/> <p><b>RWAC-1</b> \$374 (Set Of 2)<br/> <i>(1508 Asynchronous Patient Chair) - Specify Finish<br/>           (1510-G Lounge Glider / 1510-SG Lounge Swivel Glider) - Specify Finish<br/>           (1511 Wallsaver Recliner / 1511-X Bariatric Wallsaver Recliner / 1514 Infusion Wallsaver Recliner) - Specify Finish</i></p> <p><b>RWAC-2</b> \$411 (Set Of 2)<br/> <i>(1512 Electric Standup Recliner) - Specify Finish</i></p> <p><b>RWAC-3</b> \$411 (Set Of 2)<br/> <i>(1504 / 1505 Sleepover Lounge) - Specify Finish<br/>           (1513-L &amp; 1513-T Medical Recliners / 1513-XL &amp; 1513-XT Bariatric Medical Recliners) - Specify Finish</i></p>   |
| <p><b>POLYESTER ARM CAPS</b></p>    | <p><b>Overall:</b> Dimensions Will Vary By Style</p> <hr/> <p><b>RPAC-1</b> \$484 (Set Of 2) POLYESTER<br/> <i>(1508 Asynchronous Patient Chair)<br/>           (1510-G Lounge Glider / 1510-SG Lounge Swivel Glider)<br/>           (1511 Wallsaver Recliner / 1511-X Bariatric Wallsaver Recliner / 1514 Infusion Wallsaver Recliner)</i></p> <p><b>RPAC-2</b> \$518 (Set Of 2) POLYESTER<br/> <i>(1504 / 1505 Sleepover Lounge) - Specify Finish<br/>           (1507-L, 1507-T, 1507-XL, 1507-XT, 1513-L, 1513-T, 1513-XL, 1513-XT Medical Recliners) - Specify Finish</i></p>   |
| <p><b>TABLET ARMS / CUP HOLDER</b></p>  <p>Laminate Tablet Arm Shown w/ Cup Holder</p>  <p>Veneer Tablet Arm Shown w/ Cup Holder</p>  <p>Solid Surface Tablet Arm Shown w/ Cup Holder</p> | <p><b>Overall:</b> 14" Diameter .75"h</p> <hr/> <p><b>TA-L</b> \$509<br/> <i>Tablet Arm With 360° Rotation - High Pressure Laminate. (Specify Laminate / Specify Left Or Right Facing Arm Location)</i></p> <p><b>TA-V</b> \$580<br/> <i>Tablet Arm With 360° Rotation - Sunburst Cherry Veneer. (Specify Finish / Specify Left Or Right Facing Arm Location)</i></p> <p><b>TA-C</b> \$698<br/> <i>Tablet Arm With 360° Rotation - White Solid Surface. (Available In White Only / Specify Left Or Right Facing Arm Location)</i></p> <p><b>CH-1</b> \$129<br/> <i>Black Plastic Cup Holder (Only Available If Used With Tablet Arm)</i></p> <p><b>CH-2</b> \$186<br/> <i>Spun Aluminum Cup Holder (Only Available If Used With Tablet Arm)</i></p> <p><b>Available:</b> <b>Facelift Replay Sleepover Lounge</b></p> |
| <p><b>FOLD DOWN TABLET ARM</b></p>    | <p><b>Overall:</b> 14" Diameter .75"h</p> <hr/> <p><b>FDTA-L</b> \$1065<br/> <i>Tablet Arm With 360° Rotation - High Pressure Laminate. (Specify Laminate / Specify Left Or Right Facing Arm Location)</i></p> <p><b>FDTA-V</b> \$1136<br/> <i>Tablet Arm With 360° Rotation - Sunburst Cherry Veneer. (Specify Finish / Specify Left Or Right Facing Arm Location)</i></p> <p><b>FDTA-C</b> \$1278<br/> <i>Tablet Arm With 360° Rotation - White Solid Surface. (Available In White Only / Specify Left Or Right Facing Arm Location)</i></p> <p><b>Available:</b> <b>Facelift Replay Sleepover Lounge</b></p>  |

| TABLETS / CASTERS  | OPTION #:      | SPECIFICATIONS   LIST PRICES   AVAILABILITY:  |
|--|----------------|---|
| <b>DOUBLE ARTICULATING / SWIVEL TABLET ARM</b>                                       |                |   |
| <i>Overall: 14" Diameter .75"h</i>   |                |   |
|     | <b>ATA-L</b>   | \$983<br><i>Tablet Arm With 360° Rotation - High Pressure Laminate. (Specify Laminate / Specify Left Or Right Facing Arm Location)</i>      |
| ATA-L Double Articulating / Swivel Tablet Arm  | <b>ATA-V</b>   | \$1055<br><i>Tablet Arm With 360° Rotation - Sunburst Cherry Veneer. (Specify Finish / Specify Left Or Right Facing Arm Location)</i>       |
|     | <b>ATA-C</b>   | \$1173<br><i>Tablet Arm With 360° Rotation - White Solid Surface. (Available In White Only / Specify Left Or Right Facing Arm Location)</i> |
| ATA-L w/ CH-1 Black Plastic Cup Holder   | <b>CH-1</b>    | \$129<br><i>Black Plastic Cup Holder (Only Available If Used With Tablet Arm)</i>   |
|  | <b>CH-2</b>    | \$186<br><i>Spun Aluminum Cup Holder (Only Available If Used With Tablet Arm)</i>   |
| <i>Available: Facelift Replay Sleepover Lounge</i>                                   |                |   |
| <b>SIDE MOUNT / FOLD DOWN TABLET W/ LOCK &amp; SWIVEL</b>                            |                |   |
| <i>Overall: 14" Diameter .75"h</i>   |                |   |
|  | <b>SMFDT-L</b> | \$722<br><i>Up &amp; Away w/ Lock &amp; High Pressure Laminate Top. (Specify Laminate / Specify Left Or Right Facing Arm Location)</i>      |
|  | <b>SMFDT-V</b> | \$1007<br><i>Up &amp; Away w/ Lock &amp; Veneer Top. (Specify Finish / Specify Left Or Right Facing Arm Location)</i>                       |
|  | <b>SMFDT-C</b> | \$1126<br><i>Up &amp; Away w/ Lock &amp; White Solid Surface Top. (Available In White Only / Specify Left Or Right Facing Arm Location)</i> |
| <i>Available: Facelift Replay 1507, 1512, 1513, 1857, 1812, 1813</i>                 |                |   |
| <b>LOCKING / NON-LOCKING CASTERS</b>   |                |   |
| <i>Overall: 1.875"w 2.25"d 1.5"h (Locking) / 1.875"w 1.625"d 1.5"h (Non-Locking)</i> |                |   |
|   | <b>LC</b>      | \$44 (Set Of Two)<br><i>Locking Casters (Black Finish / Specify Location)</i>   |
|   | <b>NLC</b>     | \$37 (Set Of Two)<br><i>Non-Locking Casters (Black Finish / Specify Location)</i>   |
| Locking Casters  |                | <i>Available: Facelift Replay Sleepover Lounge</i>  |
| Non-Locking Casters  |                |   |
| <b>WALLSAVER - LOCKING / NON-LOCKING CASTERS</b>                                     |                |   |
| <i>Overall: 2.5"w 4"d 3.5"h (Locking) / 2.5"w 3.25"d 3.5"h (Non-Locking)</i>         |                |   |
|   | <b>WLC</b>     | \$199 List (Set Of Two)<br><i>Locking Swivel Casters (Gray Finish / Back Location)</i>  |
|   | <b>WNLC</b>    | \$185 List (Set Of Two)<br><i>Non-Locking / Non-Swivel Casters (Gray Finish / Front Location)</i>   |
| Locking Casters  |                | <i>Note: Wallsaver Locking / Non-Locking Casters Cannot Be Used In Combination With Electric Recline.</i>                                   |
| Non-Locking Casters  |                | <i>Available: Facelift Wallsaver Recliners (1511 / 1811 / 1855 &amp; Bariatric Versions)</i>  |
| <b>MEDICAL LOCKING / NON-LOCKING CASTERS</b>   |                |   |
| <i>Overall: 2.25"w 5"d 5.25"h (Locking) / 2"w 3.75"d 5.25"h (Non-Locking)</i>        |                |   |
|   | <b>MLC</b>     | \$194 (Set Of Two)<br><i>Locking Casters - Motion &amp; Direction (Gray Finish / Specify Location)</i>                                      |
|   | <b>MNLC</b>    | \$224 (Set Of Two)<br><i>Non-Locking Casters - Single Direction (Gray Finish / Specify Location)</i>  |
| Locking Casters  |                | <i>Available: Facelift Replay Electric Standup Recliner</i>   |
| Non-Locking Casters  |                |   |

| BRAKE / LEGS / POWER / ELECTRIC / PUSH BAR   | OPTION #:  | SPECIFICATIONS   LIST PRICES   AVAILABILITY:   |
|--|--|--|
| <p><b>CENTRAL BRAKING</b></p>    | <p><b>CB-1</b></p> <p><b>CB-2</b></p>  | <p><b>Overall:</b> 7.5"w 2"d .5"h</p> <p><b>\$508 (Set Of 1)</b><br/><i>(Gray Plastic Brake w/ Lock &amp; Unlock Pedals)</i></p> <p><b>Available:</b> Wallsavers / Infusion 1511 1514 1811 1814 1855 1865</p> <p><b>\$510 (Set Of 1)</b><br/><i>(Gray Plastic Brake w/ Lock &amp; Unlock Pedals)</i></p> <p><b>Available:</b> Layflat 1507-L/T 1513-L/T 1813 L/T 1857 L/T 1867 L/T</p>   |
| <p><b>ALUMINUM LEGS</b></p>   | <p><b>ASL</b></p>  | <p><b>Overall:</b> 2.25"w 2.25"d 2.25"h</p> <p><b>\$382 (Set Of 4)</b><br/><i>(Brushed Finish)</i></p> <p><b>Available:</b> Facelift Replay Patient Chair / Glider (1508 / 1510 Models)</p>  |
| <p><b>POWER / DATA MODULE</b></p>  <p>PM1 Power / Data Module</p>  <p>PM2 Power Module</p>  <p>USB-1 Dual Charging USB</p>  | <p><b>PM1</b></p> <p><b>PM2</b></p> <p><b>USB-1</b></p>  | <p><b>PM1 Overall:</b> 5.25"w 1.25"d 4.25"h<br/><b>PM2 Overall:</b> 2"w 2"d .125"h<br/><b>USB-1 Overall:</b> 2"w 2"d .125"h</p> <p><b>\$859 Power/Data Module (1-Power / 1-USB 2 Port Simplex Charger Standard)</b><br/><i>Vertical / Horizontal Mount Power Module. Price Varies By Socket. Contact Customer Service For Quote. (Additional Colors Available)</i></p> <p><b>\$238 Power Module (1-Power)</b><br/><i>Spill-Proof Technology / Multiple Finish Options / Storm Color Standard (Specify Left or Right Facing)</i></p> <p><b>\$238 Dual Charging USB (2 Port Simplex Charger Standard)</b><br/><i>Spill-Proof Technology / 2 Amps Per Port / Multiple Finish Options / Storm Color Standard (Specify Left or Right Facing)</i></p> <p><b>Available:</b> Facelift Replay Sleepover Lounge</p>  |
| <p><b>ELECTRIC RECLINE / BATTERY BACKUP / HEAT / MASSAGE</b></p>  <p>ER-1 Electric Recline (Wallsaver Model)</p>  <p>ER-2/ER-3 Electric Recline (Layflat Model)</p>  <p>HM Heat &amp; Massage (All Recliner Models)</p>  <p>H Heat (All Recliner Models)</p> | <p><b>ER-1</b></p> <p><b>ER-2</b></p> <p><b>ER-3</b></p> <p><b>BB</b></p> <p><b>HM</b></p> <p><b>H</b></p> | <p><b>Overall:</b> N/A</p> <p><b>\$1054 Electric Recline</b><br/><i>Replaces Manual Mechanism On Any Wallsaver Model - Surface Mounts On Inside Arm (Specify Left Or Right Facing)</i><br/><b>*NOTE: ELECTRIC OPTION NOT AVAILABLE ON INFUSION RECLINERS IN COMBINATION WITH CASTERS.</b></p> <p><b>\$1087 Electric Recline</b><br/><i>Replaces Manual Mechanism On Any Layflat Model - Surface Mounts On Inside Arm (Specify Left Or Right Facing)</i></p> <p><b>\$1149 Electric Recline</b><br/><i>Replaces Manual Mechanism On Any Trendelenburg Layflat Model - Surface Mounts On Inside Arm (Specify Left Or Right Facing)</i></p> <p><b>\$548 Battery Backup</b><br/><i>Allows Any Wallsaver, Layflat, Or Standup Electric Recliner To Be Cordless - Surface Mounts On Inside Arm (Specify Left Or Right Facing)</i></p> <p><b>\$1500 Heat &amp; Massage</b><br/><i>Add Heat &amp; Massage To Any Wallsaver, Layflat, Or Standup Electric Recliner - Surface Mounts On Inside Arm (Specify Left Or Right Facing)</i></p> <p><b>\$1142 Heat</b><br/><i>Add Heat Only To Any Wallsaver, Layflat, Or Standup Electric Recliner - Surface Mounts On Inside Arm (Specify Left Or Right Facing)</i></p> <p><b>Available:</b> Facelift Replay Recliners</p> |
| <p><b>PUSH BAR</b></p>   | <p><b>PB</b></p>   | <p><b>Overall:</b> 18.5"w 3.5"d 1"h</p> <p><b>\$267</b><br/><i>(Black Finish)</i></p> <p><b>Available:</b> Facelift Replay Medical Recliners</p>   |

| I.V. POLE / SIDE TRAY / BAG HOLDER / BUCKLE / FOOTREST  | OPTION #:   | SPECIFICATIONS   LIST PRICES   AVAILABILITY: |
|---|---|--|
| <p>I.V. POLE</p>   | <p><b>IV</b></p> <p><b>Overall:</b> 10"w 2.5"d 39.5" / 69.75"h</p> <p><b>\$489</b><br/>Height Adjustable I.V. Pole (Chrome &amp; Black Finish / Specify Left Or Right Facing Location)</p> <p><b>Available: Facelift Replay Medical Recliners</b></p>   |  |
| <p>SIDE TRAY / WALLSAVER SIDE TRAY</p>   | <p><b>Overall:</b> 12.75"w 10"d 4"h (Small Side Tray) / 17"w 10"d 4"h (Large Side Tray)</p> <p><b>ST-1</b> <b>\$368</b><br/>Drop-Down Side Tray (Small Side Tray) <i>NOTE: Attaches Directly To Outside Of Arm</i></p> <p><b>ST-2</b> <b>\$415</b><br/>Drop-Down Side Tray (Large Side Tray) <i>NOTE: Attaches Directly To Outside Of Arm</i></p> <p><b>Available: Facelift Replay Medical Recliners</b><br/><i>Note: If A Medical Recliner With A Manual Mechanism Is Selected, The Standard Side Tray Location Will Be Front Right Facing</i></p> <p><b>WST</b> <b>\$598</b><br/>Drop-Down Side Tray (Large Side Tray) <i>NOTE: Attaches To Metal Tubing</i></p> <p><b>Available: Facelift Wallsaver Recliners With Casters Option (1511 / 1811 / 1855)</b></p> |  |
| <p>BAG HOLDER / PERSONAL RESTRAINT BUCKLE</p>    | <p><b>Overall:</b> 2.19"w .38"d 2.56"h</p> <p><b>BH</b> <b>\$86</b><br/>Bag Holder (Brushed Finish / Specify Left Or Right Facing Location)</p> <p><b>RB</b> <b>\$133 Pair</b><br/>Personal Restraint Buckle (Brushed Finish)</p> <p><b>Available: Facelift Replay Medical Recliners</b></p>  |  |
| <p>FOOTREST</p>   | <p><b>Overall:</b> 16"w 8"d .1875"h</p> <p><b>FR</b> <b>\$408</b><br/>(Black Finish)</p> <p><b>Available: Facelift Replay Medical Recliners</b></p>   |  |

| OXYGEN TANK HOLDER / WOOD RING BASE / COVERS   | OPTION #:  | SPECIFICATIONS   LIST PRICES   AVAILABILITY: |
|--|--|--|
| <p>OXYGEN TANK HOLDER</p>             | <p><b>OH</b></p> <p><b>Overall:</b> 4.75" Diameter 9.75"h</p> <hr/> <p><b>\$247</b><br/> <i>Black Metal Oxygen Tank Holder Holds a 4.375" Diameter Oxygen Tank (Not Included) (Specify Left Or Right Facing Location)</i></p> <p><b>Available:</b> <i>Facelift Replay Medical Recliners</i></p>  |  |
| <p>LOUNGE GLIDER WOOD RING BASE</p>  | <p><b>WR</b></p> <p><b>Overall:</b> 22"dia. 3"h</p> <hr/> <p><b>\$224</b><br/> <i>Wood Ring Base replaces circular metal base (1510-G) or swivel glider w/ circular metal base (1510-SG).</i></p> <p><i>Specify Exposed Wood Finish. (See Page 6)</i></p> <p><b>Available:</b> <i>Facelift Replay Lounge Glider</i></p>  |  |
| <p>CONTRASTING COVERS</p>           | <p><b>CC</b></p> <p><b>Overall:</b> N/A</p> <hr/> <p><b>\$129</b><br/> <i>NOTE: If Two Or More Upholsteries Or Leathers Are Used On Any Piece Of Furniture, Then A Contrast Charge Will Apply Per Order. When Using Trinity Upholstery, The Higher Priced Upholstery Grade Will Be Used In Pricing, Unless It's Trinity Leather With Fabric Contrast Welt, Or COM With Trinity Contrast Welt, Then Contact Customer Service For Pricing.</i></p> <p><b>Available:</b> <i>Facelift Replay Healthcare Motion</i></p> |  |