

NOTE: Effective 7/15/21, add temporary 4% surcharge on all 2021 price list products due to vendor surcharges. (Excludes recliners, gliders, and asynchronous patient chairs)

Effective 10/1/21, add temporary 20% surcharge on all 2021 price list recliners, gliders, and asynchronous patient chairs until further notice.

Facelift Replay

HEALTHCARE MOTION

Effective: March 1, 2021

T R I N I T Y

Date:

Page:

Modification:

Description:



DESCRIPTION:



- Upholstery Frames: Steel, Plywood & Hardwood
- Seat: High Density Polyurethane Foam Over Sheet Webbing
- Back: High Density Polyurethane Foam Over Polypropylene Webbing
- Upholstered Covers: Attached w/ Velcro / Removable For Maintenance
- Removable Bolster Pillow For 1504 / 1505 (5" Diameter)
- Antimicrobial Moisture Barrier Fully Encapsulates All Foam Areas
- Double Needle Stitching Standard (Welting Optional - No Charge)
- Metal To Metal Connections For All Hardware Assembly
- Leather Upholstery Not Available
- Lifetime Warranty

OPTIONS:

- RWAC-1 Solid Wood Arm Caps (Set Of 2)\$320
- ILC In-Line Casters (Set Of 2).....\$49
- LC Locking Casters (Set Of 2)\$27
- NLC Non-Locking Casters (Set Of 2).....\$22
- 3LC 3" Locking Casters - #1506 Model Only (Set Of 2).....\$179
- PM1 Power/Data Module (1-Power / 1-USB 2 Port Simplex Charger)\$717
- Tablet Arm / Cup Holder Options (See Pages 177-178)
- Feather Down & Polyester Pillows Available (See Page 5)
- Specify Exposed Wood Finish (See Page 6)

SLEEPOVER UNITS

ITEM #:	SPECIFICATIONS GRADES LIST PRICES:													
LOUNGE CHAIR / FULLY UPHOLSTERED 	Overall: 37.5"w 34.5"d 33"h				Overall Length: 84"d				Arm: 24"h		COM: 6.5 yds.			
	Sleep Area: 28"w 80"d				Seat: 28"w 23"d 17.5"h				Weight: 175 lbs.		COL: n/a			
	COM	COL	1	2	3	4	5	6	7	8	9	10	L1	L2
1504	N/A	2884	3031	3179	3326	3473	3621	3768	3915	4063	4210	N/A	N/A	
<i>Tight Seat & Back / Removable Upholstery / 500 lb. Weight Capacity</i>														
1504-R	N/A	536	683	830	978	1125	1272	1420	1567	1714	1861	N/A	N/A	
<i>Replacement Upholstery Covers</i>														
														

TWO PLACE SOFA / FULLY UPHOLSTERED 	Overall: 57.5"w 34.5"d 33"h				Overall Length: 84"d				Arm: 24"h		COM: 9 yds.			
	Sleep Area: 48"w 80"d				Seat: 48"w 23"d 17.5"h				Weight: 225 lbs.		COL: n/a			
	COM	COL	1	2	3	4	5	6	7	8	9	10	L1	L2
1505	N/A	3752	3958	4164	4371	4577	4783	4989	5196	5402	5608	N/A	N/A	
<i>Tight Seat & Back / Removable Upholstery / 500 lb. Weight Capacity</i>														
1505-R	N/A	707	914	1120	1326	1532	1738	1238	1355	1473	1591	N/A	N/A	
<i>Replacement Upholstery Covers</i>														
														

FOUR POSITION ADJUSTMENT FOR 1504 / 1505



See Revival Healthcare Motion (Page 242) And Evolve Healthcare Motion (Page 287) For Additional Sleeper Units.



1) Closed Position



2) Ottoman Position

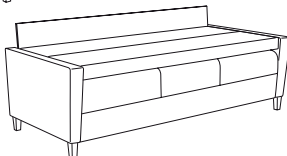



3) Chaise Position



4) Full-Recline Position
Overall Length - 84"d

BACK-FLIP SLEEPER SOFA



Overall: 79"w 36"d 36"h				Arm: 24.5"h				COM: 13 yds.					
Sleep Area: 70"w 31"d 20"h				Weight: 235 lbs.				COL: n/a					
COM	COL	1	2	3	4	5	6	7	8	9	10	L1	L2
1506	N/A	3857	4157	4458	4758	5059	5359	5660	5960	6261	6561	N/A	N/A
<i>Tight Seat & Back / Removable Upholstery / 1000 lbs. Weight Capacity</i>													
1506-R	N/A	1427	1721	2016	2310	2605	2900	3194	3489	3783	4078	N/A	N/A
<i>Replacement Upholstery Covers</i>													

DESCRIPTION:

- Upholstery Frames: Steel, Plywood & Hardwood
- Seat: High Density Polyurethane Foam Over Sheet Webbing
- Back: High Density Polyurethane Foam Over Polypropylene Webbing
- Upholstered Covers: Attached w/ Velcro / Removable For Maintenance
- Antimicrobial Moisture Barrier Fully Encapsulates All Foam Areas
- Double Needle Stitching Standard (Wetling Optional - No Charge)
- Exposed Wood Legs: Solid Hardwood / Removable For Maintenance
- Leather Upholstery Not Available
- Lifetime Warranty

OPTIONS:


- RWAC-1 Solid Wood Arm Caps (Set Of 2)\$320
 - RPAC-1 Polyester Arm Caps (Set Of 2)\$415
 - ASL Aluminum Square Legs (Set Of 4).....\$298
 - LC Locking Casters For 1809 Ottoman (Set Of 2)\$27
 - WR Wood Ring Base - Replaces Metal Base On 1510-G/1510-SG\$192
 - PM1 Power/Data Module (1-Power / 1-USB 2 Port Simplex Charger)\$717
- Feather Down & Polyester Pillows Available (See Page 5)
Specify Exposed Wood Finish (See Page 6)
Tablet Arm / Cup Holder Options (See Pages 177-178)

PATIENT CHAIR / GLIDER

ITEM #:

SPECIFICATIONS | GRADES | LIST PRICES:

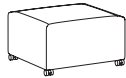
ASYNCHRONOUS PATIENT CHAIR / FULLY UPHOLSTERED



Healthcare Motion

		Overall: 32.5" w 35.5" d 38" h			Arm: 24" h			COM: 4.5 yds.					
		Seat: 21" w 20" d 18" h			Weight: 70 lbs.			COL: n/a					
COM	COL	1	2	3	4	5	6	7	8	9	10	L1	L2
1508	N/A	1304	1404	1504	1605	1705	1805	1905	2005	2105	2206	N/A	N/A
<i>Tight Seat & Back / Removable Upholstery</i>													
1508-R	N/A	379	480	580	680	780	880	980	1081	1181	1281	N/A	N/A
<i>Replacement Upholstery Covers</i>													


OTTOMAN ON CASTERS / STOWS UNDER ALL PATIENT CHAIRS



Healthcare Motion

		Overall: 18" w 18" d 11" h			Arm: n/a			COM: 1 yd.					
		Seat: n/a			Weight: 25 lbs.			COL: n/a					
COM	COL	1	2	3	4	5	6	7	8	9	10	L1	L2
1809	N/A	334	351	369	387	404	422	440	457	475	493	N/A	N/A
<i>Removable Upholstery</i>													
1809-R	N/A	101	119	137	154	172	190	207	225	243	260	N/A	N/A
<i>Replacement Upholstery Covers</i>													

LOUNGE GLIDER / FULLY UPHOLSTERED



Healthcare Motion

		Overall: 32" w 32" d 35" h			Arm: 24" h			COM: 5.25 yds.					
		Seat: 21" w 20" d 18" h			Weight: 115 lbs.			COL: n/a					
COM	COL	1	2	3	4	5	6	7	8	9	10	L1	L2
1510-G	N/A	1643	1761	1879	1997	2115	2232	2350	2468	2586	2704	N/A	N/A
<i>Circular Metal Base / Tight Seat & Back / Removable Upholstery</i>													
1510-SG	N/A	1756	1874	1992	2110	2228	2346	2463	2581	2699	2817	N/A	N/A
<i>Swivel Glider w/ Circular Metal Base / Tight Seat & Back / Removable Upholstery</i>													
1510-R	N/A	433	551	669	787	905	1022	1140	1258	1376	1494	N/A	N/A
<i>Replacement Upholstery Covers</i>													

See Revival Healthcare Motion (Page 243)
And Evolve Healthcare Motion (Page 288)
For Additional Patient Chairs & Gliders.







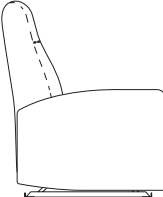
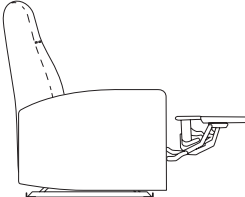


DESCRIPTION:

- Upholstery Frames: Steel, Plywood & Hardwood
- Seat: High Density Polyurethane Foam Over Sheet Webbing
- Back: High Density Polyurethane Foam Over Sinuous Wire Springs
- Upholstered Covers: Attached w/ Velcro / Removable For Maintenance
- Antimicrobial Moisture Barrier Fully Encapsulates All Foam Areas
- Double Needle Stitching Standard (Welting Optional - No Charge)
- Leather Upholstery Not Available
- Lifetime Warranty

OPTIONS:

- RWAC-1 Solid Wood Arm Caps (Set Of 2)\$320
- RPAC-1 Polyester Arm Caps (Set Of 2)\$415
- ER-1 Electric Recline\$463
- BB Battery Backup\$276
- HM Heat & Massage\$1389
- H Heat Only\$1240

Feather Down & Polyester Pillows Available (See Page 5)
Specify Exposed Wood Finish (See Page 6)

WALLSAVER		ITEM #:	SPECIFICATIONS GRADES LIST PRICES:													
	WALLSAVER RECLINER / FULLY UPHOLSTERED		Overall: 30.5"w 32"d 43"h Seat: 21"w 20.5"d 18"h			Arm: 23"h Weight: 110 lbs.			COM: 5 yds. COL: n/a							
			COM	COL	1	2	3	4	5	6	7	8	9	10	L1	L2
	1511		1474	N/A	1617	1729	1841	1953	2065	2177	2289	2401	2513	2625	N/A	N/A
		<i>Tight Seat & Back / Removable Upholstery / 6" Wall Proximity / 350 lb. Weight Capacity</i>														
		1511-R	220	N/A	432	544	656	768	880	992	1104	1216	1328	1440	N/A	N/A
		<i>Replacement Upholstery Covers</i>														
																
	BARIATRIC WALLSAVER RECLINER / FULLY UPHOLSTERED		Overall: 35.5"w 32"d 43"h Seat: 26"w 20.5"d 18"h			Arm: 23"h Weight: 125 lbs.			COM: 5.5 yds. COL: n/a							
			COM	COL	1	2	3	4	5	6	7	8	9	10	L1	L2
	1511-X		1573	N/A	1711	1823	1935	2047	2159	2271	2383	2495	2607	2719	N/A	N/A
		<i>Tight Seat & Back / Removable Upholstery / 6" Wall Proximity / 500 lb. Weight Capacity</i>														
		1511-XR	225	N/A	461	584	708	832	956	1079	1203	1327	1450	1574	N/A	N/A
		<i>Replacement Upholstery Covers</i>														
																
	ELECTRIC WALLSAVER RECLINER / FULLY UPHOLSTERED		Overall: 30.5"w 32"d 43"h Seat: 21"w 20.5"d 18"h			Arm: 23"h Weight: 110 lbs.			COM: 5 yds. COL: n/a							
			COM	COL	1	2	3	4	5	6	7	8	9	10	L1	L2
	1511-E		2142	N/A	2249	2361	2473	2585	2697	2809	2921	3032	3144	3256	N/A	N/A
		<i>Tight Seat & Back / Removable Upholstery / 6" Wall Proximity / 350 lb. Weight Capacity</i>														
		1511-R	220	N/A	432	544	656	768	880	992	1104	1216	1328	1440	N/A	N/A
		<i>Replacement Upholstery Covers</i>														
																
																
																
																
			<p>Upright Position 32° Extended Footrest Position 52° Full Recline Position 64.5°D</p>													
			 <p>See Revival Healthcare Motion (Page 244) And Evolve Healthcare Motion (Page 289) For Additional Wallsaver Recliners.</p>													

DESCRIPTION:

- Upholstery Frames: Steel, Plywood & Hardwood
- Seat: High Density Polyurethane Foam Over Sheet Webbing
- Back: High Density Polyurethane Foam Over Sinuous Wire Springs
- Upholstered Covers: Attached w/ Velcro / Removable For Maintenance
- Antimicrobial Moisture Barrier Fully Encapsulates All Foam Areas
- Double Needle Stitching Standard (Wetling Optional - No Charge)
- Exposed Wood Legs (1512): Solid Hardwood / Removable For Maintenance
- Leather Upholstery Not Available
- Lifetime Warranty

OPTIONS:

- RWAC-2 Solid Wood Arm Caps (Set Of 2)\$353
- MLC Medical Locking Casters (Set Of 2).....\$154
- MNLC Medical Non-Locking Casters (Set Of 2).....\$176
- BB Battery Backup\$276
- HM Heat & Massage\$1389
- H Heat Only.....\$1240


Feather Down & Polyester Pillows Available (See Page 5)
Specify Exposed Wood Finish (See Page 6)

STAND-UP RECLINER

ITEM #:

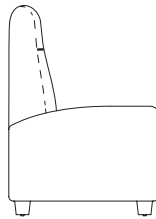
SPECIFICATIONS | GRADES | LIST PRICES:

ELECTRIC STAND-UP RECLINER / FULLY UPHOLSTERED

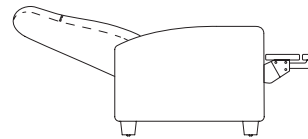


 Healthcare Motion

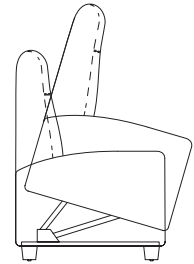
		Overall: 33"w 35"d 42"h			Arm: 24.5"h			COM: 6.5 yds.					
		Seat: 21.5"w 21.75"d 18"h			Weight: 145 lbs.			COL: n/a					
COM	COL	1	2	3	4	5	6	7	8	9	10	L1	L2
1512	N/A	2580	2728	2875	3022	3169	3317	3464	3611	3759	3906	N/A	N/A
<i>Tight Seat & Back / Removable Upholstery / 350 lb. Weight Capacity</i>													
1512-R	N/A	525	672	820	967	1114	1262	1409	1556	1704	1851	N/A	N/A
<i>Replacement Upholstery Covers</i>													



Upright Position
35"D



Full Recline Position
66"D



Stand-Up Position
59"H

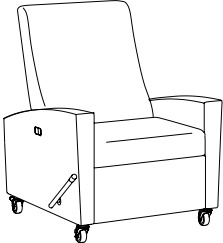
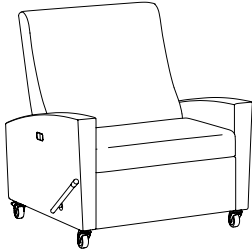
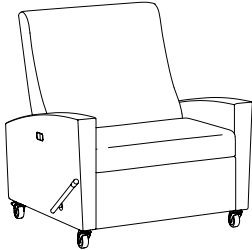
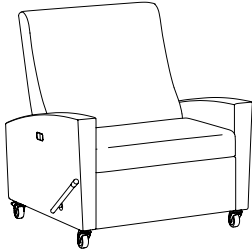
 See Revival Healthcare Motion (Page 245)
For Additional Electric Stand-Up Recliner.

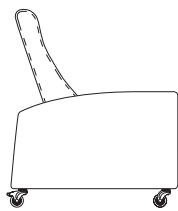
DESCRIPTION:

- Upholstery Frames: Steel, Plywood & Hardwood
- Seat: High Density Polyurethane Foam Over Sheet Webbing
- Back: High Density Polyurethane Foam Over Sinuous Wire Springs
- Upholstered Covers: Attached w/ Velcro / Removable For Maintenance
- Antimicrobial Moisture Barrier Fully Encapsulates All Foam Areas
- Double Needle Stitching Standard (Welting Optional - No Charge)
- Rotational & Directional Locking Casters (Rear)
- Leather Upholstery Not Available
- Lifetime Warranty

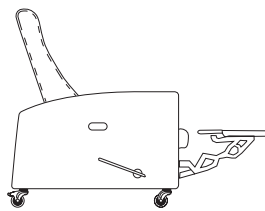
OPTIONS:

Layflat Medical Recliner Options (See Pages 177-181)
 Feather Down & Polyester Pillows Available (See Page 5)

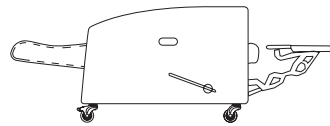
LAYFLAT MEDICAL RECLINER		ITEM #:	SPECIFICATIONS GRADES LIST PRICES:														
		LAYFLAT / TRENDELENBURG RECLINER	Overall: 32.75"w 38.5"d 45"h Seat: 24"w 20"d 20"h			Arm: 28"h Weight: 160 lbs.			COM: 5.5 yds. COL: n/a								
			COM	COL	1	2	3	4	5	6	7	8	9	10	L1	L2	
			1513-L	2630	N/A	2734	2857	2981	3105	3229	3352	3476	3600	3724	3847	N/A	N/A
			<i>Layflat / Tight Seat & Back / Removable Upholstery / 500 lb. Weight Capacity</i>														
		BARIATRIC LAYFLAT / TRENDELENBURG RECLINER	Overall: 37.75"w 38.5"d 45"h Seat: 29"w 20"d 20"h			Arm: 28"h Weight: 185 lbs.			COM: 6 yds. COL: n/a								
			COM	COL	1	2	3	4	5	6	7	8	9	10	L1	L2	
			1513-XL	2719	N/A	2842	2978	3113	3249	3384	3520	3655	3791	3926	4062	N/A	N/A
			<i>Layflat / Tight Seat & Back / Removable Upholstery / 600 lb. Weight Capacity</i>														
		BARIATRIC LAYFLAT / TRENDELENBURG RECLINER	Overall: 37.75"w 38.5"d 45"h Seat: 29"w 20"d 20"h			Arm: 28"h Weight: 185 lbs.			COM: 6 yds. COL: n/a								
			COM	COL	1	2	3	4	5	6	7	8	9	10	L1	L2	
			1513-XT	2844	N/A	2960	3096	3231	3367	3502	3638	3773	3909	4044	4180	N/A	N/A
			<i>Trendelenburg / Tight Seat & Back / Removable Upholstery / 600 lb. Weight Capacity</i>														
		BARIATRIC LAYFLAT / TRENDELENBURG RECLINER	Overall: 37.75"w 38.5"d 45"h Seat: 29"w 20"d 20"h			Arm: 28"h Weight: 185 lbs.			COM: 6 yds. COL: n/a								
			COM	COL	1	2	3	4	5	6	7	8	9	10	L1	L2	
			1513-XR	260	N/A	517	652	788	923	1059	1194	1330	1465	1601	1736	N/A	N/A
			<i>Replacement Upholstery Covers</i>														



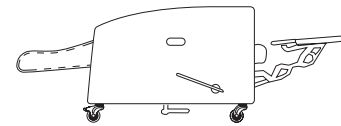
Upright Position
38.5"D



Extended Footrest Position
57.5"D



Layflat Position
73.75"D









Trendelenburg Position
74.75"D


 See Revival Healthcare Motion (Page 246)
 And Evolve Healthcare Motion (Page 290)
 For Additional Layflat Medical Recliners.

ARM CAPS / TABLETS	OPTION #:	SPECIFICATIONS LIST PRICES AVAILABILITY:
<p>SOLID WOOD ARM CAPS</p> 	<p>Overall: Dimensions Will Vary By Style</p> <p>RWAC-1 \$320 (Set Of 2) (1504 / 1505 Sleepover Lounge) - Specify Finish (1508 Asynchronous Patient Chair) - Specify Finish (1510-G Lounge Glider / 1510-SG Lounge Swivel Glider) - Specify Finish (1511 Wallsaver Recliner / 1511-X Bariatric Wallsaver Recliner) - Specify Finish</p> <p>RWAC-2 \$353 (Set Of 2) (1512 Electric Standup Recliner) - Specify Finish</p> <p>RWAC-3 \$353 (Set Of 2) (1513-L & 1513-T Medical Recliners / 1513-XL & 1513-XT Bariatric Medical Recliners) - Specify Finish</p>	
<p>POLYESTER ARM CAPS</p> 	<p>Overall: Dimensions Will Vary By Style</p> <p>RPAC-1 \$415 (Set Of 2) POLYESTER (1508 Asynchronous Patient Chair) (1510-G Lounge Glider / 1510-SG Lounge Swivel Glider) (1511 Wallsaver Recliner / 1511-X Bariatric Wallsaver Recliner)</p>	
<p>TABLET ARMS / CUP HOLDER</p>  <p>Laminate Tablet Arm Shown w/ Cup Holder</p>  <p>Veneer Tablet Arm Shown w/ Cup Holder</p>  <p>Solid Surface Tablet Arm Shown w/ Cup Holder</p>	<p>Overall: 14" Diameter .75"h</p> <p>TA-L \$370 Tablet Arm With 360° Rotation - High Pressure Laminate. (Specify Laminate / Specify Left Or Right Facing Arm Location)</p> <p>TA-V \$424 Tablet Arm With 360° Rotation - Sunburst Cherry Veneer. (Specify Finish / Specify Left Or Right Facing Arm Location)</p> <p>TA-C \$551 Tablet Arm With 360° Rotation - White Solid Surface. (Available In White Only / Specify Left Or Right Facing Arm Location)</p> <p>CH-1 \$88 Black Plastic Cup Holder (Only Available If Used With Tablet Arm)</p> <p>CH-2 \$132 Spun Aluminum Cup Holder (Only Available If Used With Tablet Arm)</p> <p>Available: Facelift Replay Sleepover Lounge</p>	
<p>FOLD DOWN TABLET ARM</p>  	<p>Overall: 14" Diameter .75"h</p> <p>FDTA-L \$767 Tablet Arm With 360° Rotation - High Pressure Laminate. (Specify Laminate / Specify Left Or Right Facing Arm Location)</p> <p>FDTA-V \$799 Tablet Arm With 360° Rotation - Sunburst Cherry Veneer. (Specify Finish / Specify Left Or Right Facing Arm Location)</p> <p>FDTA-C \$948 Tablet Arm With 360° Rotation - White Solid Surface. (Available In White Only / Specify Left Or Right Facing Arm Location)</p> <p>Available: Facelift Replay Sleepover Lounge</p>	

TABLETS / CASTERS	OPTION #:	SPECIFICATIONS LIST PRICES AVAILABILITY:
<p>DOUBLE ARTICULATING / SWIVEL TABLET ARM</p>	<p>Overall: 14" Diameter .75"h</p> <hr/> <p>ATA-L \$728 Tablet Arm With 360° Rotation - High Pressure Laminate. (Specify Laminate / Specify Left Or Right Facing Arm Location)</p> <p>ATA-V \$761 Tablet Arm With 360° Rotation - Sunburst Cherry Veneer. (Specify Finish / Specify Left Or Right Facing Arm Location)</p> <p>ATA-C \$916 Tablet Arm With 360° Rotation - White Solid Surface. (Available In White Only / Specify Left Or Right Facing Arm Location)</p> <p>CH-1 \$88 Black Plastic Cup Holder (Only Available If Used With Tablet Arm)</p> <p>CH-2 \$132 Spun Aluminum Cup Holder (Only Available If Used With Tablet Arm)</p> <p>Available: Facelift Replay Sleepover Lounge</p>	
<p>IN-LINE CASTERS</p> 	<p>Overall: 2.75" Diameter 1.75"h</p> <hr/> <p>ILC \$49 (Set Of Two) Single Direction In-Line Caster (Non-Locking / Specify Wood Finish / Specify Location)</p> <p>Available: Facelift Replay Sleepover Lounge</p>	
<p>LOCKING / NON-LOCKING CASTERS</p>  <p>Locking Casters</p>  <p>Non-Locking Casters</p>	<p>Overall: 1.875"w 2.25"d 1.5"h (Locking) / 1.875"w 1.625"d 1.5"h (Non-Locking)</p> <hr/> <p>LC \$27 (Set Of Two) Locking Casters (Black Finish / Specify Location)</p> <p>NLC \$22 (Set Of Two) Non-Locking Casters (Black Finish / Specify Location)</p> <p>Available: Facelift Replay Sleepover Lounge</p>	
<p>MEDICAL LOCKING / NON-LOCKING CASTERS</p>  <p>Locking Casters</p>  <p>Non-Locking Casters</p>	<p>Overall: 2.25"w 5"d 5.25"h (Locking) / 2"w 3.75"d 5.25"h (Non-Locking)</p> <hr/> <p>MLC \$154 (Set Of Two) Locking Casters - Motion & Direction (Gray Finish / Specify Location)</p> <p>MNLC \$176 (Set Of Two) Non-Locking Casters - Single Direction (Gray Finish / Specify Location)</p> <p>Available: Facelift Replay Electric Standup Recliner</p>	

LEGS / POWER / ELECTRIC / PUSH BAR OPTION #:	SPECIFICATIONS LIST PRICES AVAILABILITY:
<p>ALUMINUM LEGS</p> 	<p>ASL</p> <p><i>Overall: 2.25"w 2.25"d 2.25"h</i></p> <p>\$298 (Set Of 4) <i>(Brushed Finish)</i></p> <p><i>Available: Facelift Replay Patient Chair / Glider (1508 / 1510 Models)</i></p>
<p>POWER / DATA MODULE</p> 	<p>PM1</p> <p><i>Overall: 5.25"w 1.25"d 4.25"h</i></p> <p>\$717 (1-Power / 1-USB 2 Port Simplex Charger Standard) <i>Vertical / Horizontal Mount Power Module. Price Varies By Socket. Contact Customer Service For Quote. (Additional Colors Available)</i></p> <p><i>Available: Facelift Replay Sleepover Lounge</i></p>
<p>ELECTRIC RECLINE / BATTERY BACKUP / HEAT / MASSAGE</p>	<p><i>Overall: N/A</i></p> <p>ER-1 \$463 Electric Recline <i>Replaces Manual Mechanism On Any Wallsaver Model - Surface Mounts On Inside Arm (Specify Left Or Right Facing)</i></p> <p>ER-2 \$475 Electric Recline <i>Replaces Manual Mechanism On Any Layflat Model - Surface Mounts On Inside Arm (Specify Left Or Right Facing)</i></p> <p>BB \$276 Battery Backup <i>Allows Any Wallsaver, Layflat, Or Standup Electric Recliner To Be Cordless - Surface Mounts On Inside Arm (Specify Left Or Right Facing)</i></p> <p>HM \$1389 Heat & Massage <i>Add Heat & Massage To Any Wallsaver, Layflat, Or Standup Electric Recliner - Surface Mounts On Inside Arm (Specify Left Or Right Facing)</i></p> <p>H \$1240 Heat <i>Add Heat Only To Any Wallsaver, Layflat, Or Standup Electric Recliner - Surface Mounts On Inside Arm (Specify Left Or Right Facing)</i></p> <p><i>Available: Facelift Replay Recliners</i></p>
<p>PUSH BAR</p> 	<p>PB</p> <p><i>Overall: 18.5"w 3.5"d 1"h</i></p> <p>\$198 <i>(Black Finish)</i></p> <p><i>Available: Facelift Replay Medical Recliners</i></p>

I.V. POLE / SIDE TRAY / BAG HOLDER / BUCKLE / FOOTREST	OPTION #:	SPECIFICATIONS LIST PRICES AVAILABILITY:
<p>I.V. POLE</p> 	<p>IV</p> <p>\$404 <i>Height Adjustable I.V. Pole (Chrome & Black Finish / Specify Left Or Right Facing Location)</i></p> <p>Available: Facelift Replay Medical Recliners</p>	
<p>SIDE TRAY</p> 	<p>Overall: 12.75"w 10"d 4"h (Small Side Tray) / 17"w 10"d 4"h (Large Side Tray)</p> <hr/> <p>ST-1 \$210 <i>Drop-Down Side Tray (Small Side Tray)</i></p> <p>ST-2 \$287 <i>Drop-Down Side Tray (Large Side Tray)</i></p> <p>Available: Facelift Replay Medical Recliners <i>Note: If A Medical Recliner With A Manual Mechanism Is Selected, The Standard Side Tray Location Will Be Front Right Facing</i></p>	
<p>BAG HOLDER / PERSONAL RESTRAINT BUCKLE</p> 	<p>Overall: 2.19"w .38"d 2.56"h</p> <hr/> <p>BH \$56 <i>Bag Holder (Brushed Finish / Specify Left Or Right Facing Location)</i></p> <p>RB \$100 Pair <i>Personal Restraint Buckle (Brushed Finish)</i></p> <p>Available: Facelift Replay Medical Recliners</p>	
<p>FOOTREST</p> 	<p>Overall: 16"w 8"d .1875"h</p> <hr/> <p>FR \$259 <i>(Black Finish)</i></p> <p>Available: Facelift Replay Medical Recliners</p>	

OXYGEN TANK HOLDER / WOOD RING BASE / COVERS / SPRINGS	OPTION #:	SPECIFICATIONS LIST PRICES AVAILABILITY:
<p>OXYGEN TANK HOLDER</p> 	<p>OH</p> <p>\$204 <i>Black Metal Oxygen Tank Holder Holds a 4.375" Diameter Oxygen Tank (Not Included) (Specify Left Or Right Facing Location)</i></p> <p>Available: Facelift Replay Medical Recliners</p>	
<p>LOUNGE GLIDER WOOD RING BASE</p> 	<p>WR</p> <p>\$192 <i>Wood Ring Base replaces circular metal base (1510-G) or swivel glider w/ circular metal base (1510-SG).</i></p> <p><i>Specify Exposed Wood Finish. (See Page 6)</i></p> <p>Available: Facelift Replay Lounge Glider</p>	
<p>CONTRASTING COVERS</p> 	<p>CC</p> <p>\$110 <i>NOTE: If Two Or More Upholsteries Or Leathers Are Used On Any Piece Of Furniture, Then A Contrast Charge Will Apply Per Order. When Using Trinity Upholstery, The Higher Priced Upholstery Grade Will Be Used In Pricing, Unless It's Trinity Leather With Fabric Contrast Welt, Or COM With Trinity Contrast Welt, Then Contact Customer Service For Pricing.</i></p> <p>Available: Facelift Replay Healthcare Motion</p>	
<p>TRI-COIL SPRING SYSTEM SEAT CUSHION</p>	<p>TCS</p> <p>Contact Customer Service <i>Tri-Coil Spring System. (Standard Unit Widths)</i></p> <p>TCSB</p> <p>Contact Customer Service <i>Tri-Coil Spring System. (Bariatric Widths)</i></p> <p>Available: Facelift Replay Recliners</p>	