

# Facelift Replay

---

HEALTHCARE MOTION

Effective: January 1, 2022

T R I N I T Y

**Date:**

**Page:**

**Modification:**

**Description:**

---





### DESCRIPTION:

- Upholstery Frames: Steel, Plywood & Hardwood
- Seat: High Density Polyurethane Foam Over Sheet Webbing
- Back: High Density Polyurethane Foam Over Polypropylene Webbing
- Upholstered Covers: Attached w/ Velcro / Removable For Maintenance
- Removable Bolster Pillow For 1504 / 1505 (5" Diameter)
- Antimicrobial Moisture Barrier Fully Encapsulates All Foam Areas
- Double Needle Stitching Standard (Welting Optional - No Charge)
- Metal To Metal Connections For All Hardware Assembly
- Leather Upholstery Not Available
- Lifetime Warranty


### OPTIONS:

- RWAC-1 Solid Wood Arm Caps (Set Of 2) .....\$346
- ILC In-Line Casters (Set Of 2).....\$53
- LC Locking Casters (Set Of 2) .....\$29
- NLC Non-Locking Casters (Set Of 2).....\$24
- 3LC 3" Locking Casters - #1506 Model Only (Set Of 2).....\$193
- PM1 Power/Data Module (1-Power / 1-USB 2 Port Simplex Charger) .....\$774
- Tablet Arm / Cup Holder Options (See Facelift Replay Healthcare Options Pages)
- Feather Down & Polyester Pillows Available (See Page 5)
- Specify Exposed Wood Finish (See Page 6)

### SLEEPOVER UNITS

ITEM #:	SPECIFICATIONS   GRADES   LIST PRICES:													
<b>LOUNGE CHAIR / FULLY UPHOLSTERED</b>  	<b>Overall:</b> 37.5"w 34.5"d 33"h				<b>Overall Length:</b> 84"d				<b>Arm:</b> 24"h		<b>COM:</b> 6.5 yds.			
	<b>Sleep Area:</b> 28"w 80"d				<b>Seat:</b> 28"w 23"d 17.5"h				<b>Weight:</b> 175 lbs.		<b>COL:</b> n/a			
	<b>COM</b>	<b>COL</b>	<b>1</b>	<b>2</b>	<b>3</b>	<b>4</b>	<b>5</b>	<b>6</b>	<b>7</b>	<b>8</b>	<b>9</b>	<b>10</b>	<b>L1</b>	<b>L2</b>
<b>1504</b>	3701	N/A	4286	4445	4604	4763	4922	5081	5240	5399	5558	5717	N/A	N/A
	<i>Tight Seat &amp; Back / Removable Upholstery / 500 lb. Weight Capacity</i>													
<b>1504-R</b>	275	N/A	579	738	897	1056	1215	1374	1533	1692	1851	2010	N/A	N/A
	<i>Replacement Upholstery Covers</i>													
														
<b>TWO PLACE SOFA / FULLY UPHOLSTERED</b>  	<b>Overall:</b> 57.5"w 34.5"d 33"h				<b>Overall Length:</b> 84"d				<b>Arm:</b> 24"h		<b>COM:</b> 9 yds.			
	<b>Sleep Area:</b> 48"w 80"d				<b>Seat:</b> 48"w 23"d 17.5"h				<b>Weight:</b> 225 lbs.		<b>COL:</b> n/a			
	<b>COM</b>	<b>COL</b>	<b>1</b>	<b>2</b>	<b>3</b>	<b>4</b>	<b>5</b>	<b>6</b>	<b>7</b>	<b>8</b>	<b>9</b>	<b>10</b>	<b>L1</b>	<b>L2</b>
<b>1505</b>	4575	N/A	5350	5573	5796	6018	6241	6464	6687	6909	7132	7355	N/A	N/A
	<i>Tight Seat &amp; Back / Removable Upholstery / 500 lb. Weight Capacity</i>													
<b>1505-R</b>	337	N/A	764	987	1209	1432	1655	1877	1337	1464	1591	1718	N/A	N/A
	<i>Replacement Upholstery Covers</i>													
														


### FOUR POSITION ADJUSTMENT FOR 1504 / 1505

 See Revival Healthcare Motion And Evolve Healthcare Motion For Additional Sleeper Units.



1) Closed Position      2) Ottoman Position      3) Chaise Position      4) Full-Recline Position  
Overall Length - 84"d

### BACK-FLIP SLEEPER SOFA

	<b>Overall:</b> 79"w 36"d 36"h				<b>Arm:</b> 24.5"h				<b>COM:</b> 13 yds.					
	<b>Sleep Area:</b> 70"w 31"d 20"h				<b>Weight:</b> 235 lbs.				<b>COL:</b> n/a					
	<b>COM</b>	<b>COL</b>	<b>1</b>	<b>2</b>	<b>3</b>	<b>4</b>	<b>5</b>	<b>6</b>	<b>7</b>	<b>8</b>	<b>9</b>	<b>10</b>	<b>L1</b>	<b>L2</b>
<b>1506</b>	3719	N/A	4165	4490	4814	5139	5463	5788	6112	6437	6762	7086	N/A	N/A
	<i>Tight Seat &amp; Back / Removable Upholstery / 1000 lbs. Weight Capacity</i>													
<b>1506-R</b>	957	N/A	1541	1859	2177	2495	2813	3132	3450	3768	4086	4404	N/A	N/A
	<i>Replacement Upholstery Covers</i>													

**DESCRIPTION:**

- Upholstery Frames: Steel, Plywood & Hardwood
- Seat: High Density Polyurethane Foam Over Sheet Webbing
- Back: High Density Polyurethane Foam Over Polypropylene Webbing
- Upholstered Covers: Attached w/ Velcro / Removable For Maintenance
- Antimicrobial Moisture Barrier Fully Encapsulates All Foam Areas
- Double Needle Stitching Standard (Wetling Optional - No Charge)
- Exposed Wood Legs: Solid Hardwood / Removable For Maintenance
- Leather Upholstery Not Available
- Lifetime Warranty

**OPTIONS:**

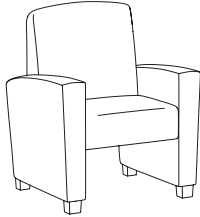
- RWAC-1 Solid Wood Arm Caps (Set Of 2) .....\$346
  - RPAC-1 Polyester Arm Caps (Set Of 2) .....\$448
  - ASL Aluminum Square Legs (Set Of 4).....\$322
  - LC Locking Casters For 1809 Ottoman (Set Of 2) .....\$29
  - WR Wood Ring Base - Replaces Metal Base On 1510-G/1510-SG .....\$207
  - PM1 Power/Data Module (1-Power / 1-USB 2 Port Simplex Charger) .....\$774
- Feather Down & Polyester Pillows Available (See Page 5)  
Specify Exposed Wood Finish (See Page 6)  
Tablet Arm / Cup Holder Options (See Facelift Replay Healthcare Options Pages)

**PATIENT CHAIR / GLIDER**

ITEM #:

SPECIFICATIONS | GRADES | LIST PRICES:

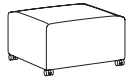
**ASYNCHRONOUS PATIENT CHAIR / FULLY UPHOLSTERED**



Healthcare Motion

<b>Overall:</b> 32.5" w 35.5" d 38" h		<b>Arm:</b> 24" h		<b>COM:</b> 4.5 yds.									
<b>Seat:</b> 21" w 20" d 18" h		<b>Weight:</b> 70 lbs.		<b>COL:</b> n/a									
COM	COL	1	2	3	4	5	6	7	8	9	10	L1	L2
1508	N/A	1630	1755	1880	2006	2131	2256	2381	2506	2632	2757	N/A	N/A
<i>Tight Seat &amp; Back / Removable Upholstery</i>													
1508-R	N/A	410	518	626	734	842	951	1059	1167	1275	1383	N/A	N/A
<i>Replacement Upholstery Covers</i>													


**OTTOMAN ON CASTERS / STOWS UNDER ALL PATIENT CHAIRS**



Healthcare Motion

<b>Overall:</b> 18" w 18" d 11" h		<b>Arm:</b> n/a		<b>COM:</b> 1 yd.									
<b>Seat:</b> n/a		<b>Weight:</b> 25 lbs.		<b>COL:</b> n/a									
COM	COL	1	2	3	4	5	6	7	8	9	10	L1	L2
1809	N/A	360	379	399	418	437	456	475	494	513	532	N/A	N/A
<i>Removable Upholstery</i>													
1809-R	N/A	109	129	148	167	186	205	224	243	262	281	N/A	N/A
<i>Replacement Upholstery Covers</i>													

**LOUNGE GLIDER / FULLY UPHOLSTERED**



Healthcare Motion

<b>Overall:</b> 32" w 32" d 35" h		<b>Arm:</b> 24" h		<b>COM:</b> 5.25 yds.									
<b>Seat:</b> 21" w 20" d 18" h		<b>Weight:</b> 115 lbs.		<b>COL:</b> n/a									
COM	COL	1	2	3	4	5	6	7	8	9	10	L1	L2
1510-G	N/A	1775	1902	2029	2157	2284	2411	2538	2666	2793	2920	N/A	N/A
<i>Circular Metal Base / Tight Seat &amp; Back / Removable Upholstery</i>													
1510-SG	N/A	1897	2024	2151	2279	2406	2533	2661	2788	2915	3042	N/A	N/A
<i>Swivel Glider w/ Circular Metal Base / Tight Seat &amp; Back / Removable Upholstery</i>													
1510-R	N/A	468	595	722	850	977	1104	1231	1359	1486	1613	N/A	N/A
<i>Replacement Upholstery Covers</i>													

See Revival Healthcare Motion And Evolve Healthcare Motion For Additional Patient Chairs & Gliders.








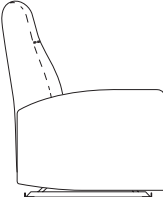
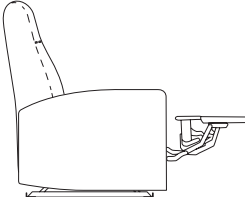

**DESCRIPTION:**

- Upholstery Frames: Steel, Plywood & Hardwood
- Seat: High Density Polyurethane Foam Over Sheet Webbing
- Back: High Density Polyurethane Foam Over Sinuous Wire Springs
- Upholstered Covers: Attached w/ Velcro / Removable For Maintenance
- Antimicrobial Moisture Barrier Fully Encapsulates All Foam Areas
- Double Needle Stitching Standard (Welting Optional - No Charge)
- Leather Upholstery Not Available
- Lifetime Warranty

**OPTIONS:**

- RWAC-1 Solid Wood Arm Caps (Set Of 2) .....\$346
- RPAC-1 Polyester Arm Caps (Set Of 2) .....\$448
- ER-1 Electric Recline .....\$970
- BB Battery Backup .....\$490
- HM Heat & Massage .....\$1389
- H Heat Only .....\$1240

Feather Down & Polyester Pillows Available (See Page 5)  
Specify Exposed Wood Finish (See Page 6)

WALLSAVER		ITEM #:	SPECIFICATIONS   GRADES   LIST PRICES:													
	<b>WALLSAVER RECLINER / FULLY UPHOLSTERED</b>		<b>Overall:</b> 30.5"w 32"d 43"h <b>Seat:</b> 21"w 20.5"d 18"h			<b>Arm:</b> 23"h <b>Weight:</b> 110 lbs.			<b>COM:</b> 5 yds. <b>COL:</b> n/a							
			<b>COM</b>	<b>COL</b>	<b>1</b>	<b>2</b>	<b>3</b>	<b>4</b>	<b>5</b>	<b>6</b>	<b>7</b>	<b>8</b>	<b>9</b>	<b>10</b>	<b>L1</b>	<b>L2</b>
	1511		1842	N/A	2022	2161	2301	2441	2581	2721	2861	3001	3141	3281	N/A	N/A
		<i>Tight Seat &amp; Back / Removable Upholstery / 6" Wall Proximity / 350 lb. Weight Capacity</i>														
		1511-R	238	N/A	467	588	709	830	951	1071	1192	1313	1434	1555	N/A	N/A
		<i>Replacement Upholstery Covers</i>														
		 Healthcare Motion														
	<b>BARIATRIC WALLSAVER RECLINER / FULLY UPHOLSTERED</b>		<b>Overall:</b> 35.5"w 32"d 43"h <b>Seat:</b> 26"w 20.5"d 18"h			<b>Arm:</b> 23"h <b>Weight:</b> 125 lbs.			<b>COM:</b> 5.5 yds. <b>COL:</b> n/a							
			<b>COM</b>	<b>COL</b>	<b>1</b>	<b>2</b>	<b>3</b>	<b>4</b>	<b>5</b>	<b>6</b>	<b>7</b>	<b>8</b>	<b>9</b>	<b>10</b>	<b>L1</b>	<b>L2</b>
	1511-X		1967	N/A	2139	2279	2419	2559	2699	2839	2979	3119	3259	3399	N/A	N/A
		<i>Tight Seat &amp; Back / Removable Upholstery / 6" Wall Proximity / 500 lb. Weight Capacity</i>														
		1511-XR	244	N/A	497	631	765	898	1032	1166	1299	1433	1567	1700	N/A	N/A
		<i>Replacement Upholstery Covers</i>														
		 Healthcare Motion														
	<b>ELECTRIC WALLSAVER RECLINER / FULLY UPHOLSTERED</b>		<b>Overall:</b> 30.5"w 32"d 43"h <b>Seat:</b> 21"w 20.5"d 18"h			<b>Arm:</b> 23"h <b>Weight:</b> 110 lbs.			<b>COM:</b> 5 yds. <b>COL:</b> n/a							
			<b>COM</b>	<b>COL</b>	<b>1</b>	<b>2</b>	<b>3</b>	<b>4</b>	<b>5</b>	<b>6</b>	<b>7</b>	<b>8</b>	<b>9</b>	<b>10</b>	<b>L1</b>	<b>L2</b>
	1511-E		2677	N/A	2811	2951	3091	3231	3371	3511	3651	3791	3931	4070	N/A	N/A
		<i>Tight Seat &amp; Back / Removable Upholstery / 6" Wall Proximity / 350 lb. Weight Capacity</i>														
		1511-R	238	N/A	467	588	709	830	951	1071	1192	1313	1434	1555	N/A	N/A
		<i>Replacement Upholstery Covers</i>														
		 Healthcare Motion														
		 See Revival Healthcare Motion And Evolve Healthcare Motion For Additional Wallsaver Recliners.			 Upright Position 32°D			 Extended Footrest Position 52°D			 Full Recline Position 64.5°D					

**DESCRIPTION:**

- Upholstery Frames: Steel, Plywood & Hardwood
- Seat: High Density Polyurethane Foam Over Sheet Webbing
- Back: High Density Polyurethane Foam Over Sinuous Wire Springs
- Upholstered Covers: Attached w/ Velcro / Removable For Maintenance
- Antimicrobial Moisture Barrier Fully Encapsulates All Foam Areas
- Double Needle Stitching Standard (Wetling Optional - No Charge)
- Dual-Wheel Casters: (2) Front Locking/Swivel & (2) Rear Non-Locking/Non-Swivel (1514)
- (2) Drop Down Side Trays Mounted To Black Metal Tubing (1514)
- Exposed Wood Legs (1512): Solid Hardwood / Removable For Maintenance
- Leather Upholstery Not Available
- Lifetime Warranty

**OPTIONS:**

(See Facelift Replay Healthcare Options Pages)  
 Feather Down & Polyester Pillows Available (See Page 5)

**INFUSION / STAND-UP RECLINER**

ITEM #:

SPECIFICATIONS | GRADES | LIST PRICES:

**INFUSION WALLSAVER RECLINER / FULLY UPHOLSTERED**



Optional Central Braking Available

Healthcare Motion

See Revival & Evolve Healthcare Motion For Additional Infusion WallSaver Recliners.

		<b>Overall:</b> 31.25"w 34"d 46"h		<b>Arm:</b> 27"h		<b>COM:</b> 5 yds.							
		<b>Seat:</b> 21"w 20.5"d 19"h		<b>Weight:</b> 130 lbs.		<b>COL:</b> n/a							
<b>COM</b>	<b>COL</b>	<b>1</b>	<b>2</b>	<b>3</b>	<b>4</b>	<b>5</b>	<b>6</b>	<b>7</b>	<b>8</b>	<b>9</b>	<b>10</b>	<b>L1</b>	<b>L2</b>
1514	N/A	2975	3115	3255	3396	3536	3676	3816	3957	4097	4237	N/A	N/A
<i>Tight Seat &amp; Back / Removable Upholstery / 350 lb. Weight Capacity</i>													
1514-R	N/A	539	685	831	978	1124	1271	1417	1563	1710	1856	N/A	N/A
<i>Replacement Upholstery Covers</i>													



Upright Position  
32"D




Extended Footrest Position  
52"D



Full Recline Position  
64.5"D

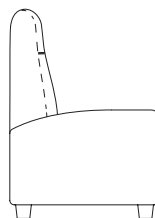
**ELECTRIC STAND-UP RECLINER / FULLY UPHOLSTERED**



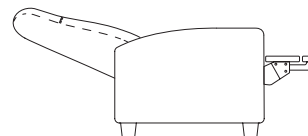
Healthcare Motion

See Revival Healthcare Motion For Additional Electric Stand-Up Recliner.

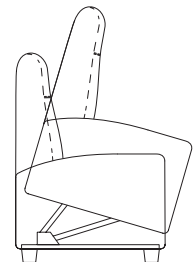
		<b>Overall:</b> 33"w 35"d 42"h		<b>Arm:</b> 24.5"h		<b>COM:</b> 6.5 yds.							
		<b>Seat:</b> 21.5"w 21.75"d 18"h		<b>Weight:</b> 145 lbs.		<b>COL:</b> n/a							
<b>COM</b>	<b>COL</b>	<b>1</b>	<b>2</b>	<b>3</b>	<b>4</b>	<b>5</b>	<b>6</b>	<b>7</b>	<b>8</b>	<b>9</b>	<b>10</b>	<b>L1</b>	<b>L2</b>
1512	N/A	3225	3409	3594	3778	3962	4146	4330	4514	4698	4882	N/A	N/A
<i>Tight Seat &amp; Back / Removable Upholstery / 350 lb. Weight Capacity</i>													
1512-R	N/A	567	726	885	1044	1204	1363	1522	1681	1840	1999	N/A	N/A
<i>Replacement Upholstery Covers</i>													



Upright Position  
35"D



Full Recline Position  
66"D



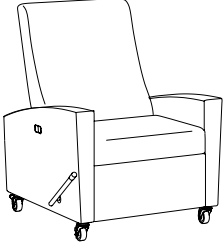



Stand-Up Position  
59"H

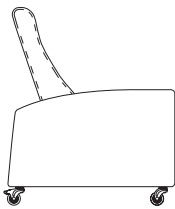
**DESCRIPTION:**

- Upholstery Frames: Steel, Plywood & Hardwood
- Seat: High Density Polyurethane Foam Over Sheet Webbing
- Back: High Density Polyurethane Foam Over Sinuous Wire Springs
- Upholstered Covers: Attached w/ Velcro / Removable For Maintenance
- Antimicrobial Moisture Barrier Fully Encapsulates All Foam Areas
- Double Needle Stitching Standard (Welting Optional - No Charge)
- Rotational & Directional Locking Casters (Rear)
- Leather Upholstery Not Available
- Lifetime Warranty

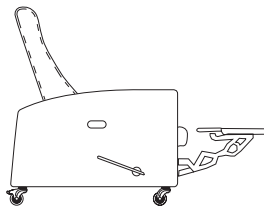
**OPTIONS:**

Layflat Medical Recliner Options (See Facelift Replay Healthcare Options Pages)  
 Feather Down & Polyester Pillows Available (See Page 5)

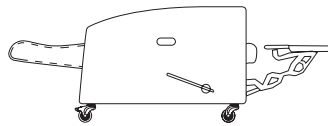
LAYFLAT MEDICAL RECLINER	ITEM #:	SPECIFICATIONS   GRADES   LIST PRICES:													
	<b>LAYFLAT / TRENDELENBURG RECLINER</b>	<b>Overall:</b> 32.75"w 38.5"d 45"h			<b>Arm:</b> 28"h			<b>COM:</b> 5.5 yds.							
		<b>Seat:</b> 24"w 20"d 20"h			<b>Weight:</b> 160 lbs.			<b>COL:</b> n/a							
		<b>COM</b>	<b>COL</b>	<b>1</b>	<b>2</b>	<b>3</b>	<b>4</b>	<b>5</b>	<b>6</b>	<b>7</b>	<b>8</b>	<b>9</b>	<b>10</b>	<b>L1</b>	<b>L2</b>
	<b>1513-L</b>	3287	N/A	3417	3572	3727	3881	4036	4191	4345	4500	4654	4809	N/A	N/A
	<i>Layflat / Tight Seat &amp; Back / Removable Upholstery / 500 lb. Weight Capacity</i>														
<b>1513-T</b>	3387	N/A	3511	3666	3821	3975	4130	4285	4439	4594	4749	4903	N/A	N/A	
	<i>Trendelenburg / Tight Seat &amp; Back / Removable Upholstery / 500 lb. Weight Capacity</i>														
<b>1513-R</b>	275	N/A	527	661	795	928	1062	1196	1329	1463	1597	1730	N/A	N/A	
	<i>Replacement Upholstery Covers</i>														
															
	<b>BARIATRIC LAYFLAT / TRENDELENBURG RECLINER</b>	<b>Overall:</b> 37.75"w 38.5"d 45"h			<b>Arm:</b> 28"h			<b>COM:</b> 6 yds.							
		<b>Seat:</b> 29"w 20"d 20"h			<b>Weight:</b> 185 lbs.			<b>COL:</b> n/a							
		<b>COM</b>	<b>COL</b>	<b>1</b>	<b>2</b>	<b>3</b>	<b>4</b>	<b>5</b>	<b>6</b>	<b>7</b>	<b>8</b>	<b>9</b>	<b>10</b>	<b>L1</b>	<b>L2</b>
	<b>1513-XL</b>	3399	N/A	3553	3722	3891	4061	4230	4400	4569	4738	4908	5077	N/A	N/A
	<i>Layflat / Tight Seat &amp; Back / Removable Upholstery / 600 lb. Weight Capacity</i>														
<b>1513-XT</b>	3555	N/A	3700	3869	4039	4208	4378	4547	4716	4886	5055	5225	N/A	N/A	
	<i>Trendelenburg / Tight Seat &amp; Back / Removable Upholstery / 600 lb. Weight Capacity</i>														
<b>1513-XR</b>	281	N/A	558	704	851	997	1143	1290	1436	1583	1729	1875	N/A	N/A	
	<i>Replacement Upholstery Covers</i>														
															



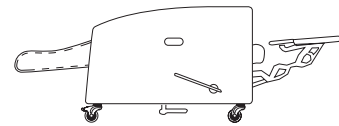
Upright Position  
38.5"D




Extended Footrest Position  
57.5"D



Layflat Position  
73.75"D



Trendelenburg Position  
74.75"D

 See Revival Healthcare Motion And Evolve Healthcare Motion For Additional Layflat Medical Recliners.


ARM CAPS / TABLETS	OPTION #:	SPECIFICATIONS   LIST PRICES   AVAILABILITY:
<p><b>SOLID WOOD ARM CAPS</b></p> 	<p><b>Overall:</b> Dimensions Will Vary By Style</p> <hr/> <p><b>RWAC-1</b> \$346 (Set Of 2)                      (1504 / 1505 Sleepover Lounge) - Specify Finish                      (1508 Asynchronous Patient Chair) - Specify Finish                      (1510-G Lounge Glider / 1510-SG Lounge Swivel Glider) - Specify Finish                      (1511 Wallsaver Recliner / 1511-X Bariatric Wallsaver Recliner / 1514 Infusion Wallsaver Recliner) - Specify Finish</p> <p><b>RWAC-2</b> \$381 (Set Of 2)                      (1512 Electric Standup Recliner) - Specify Finish</p> <p><b>RWAC-3</b> \$381 (Set Of 2)                      (1513-L &amp; 1513-T Medical Recliners / 1513-XL &amp; 1513-XT Bariatric Medical Recliners) - Specify Finish</p>	
<p><b>POLYESTER ARM CAPS</b></p> 	<p><b>Overall:</b> Dimensions Will Vary By Style</p> <hr/> <p><b>RPAC-1</b> \$448 (Set Of 2) POLYESTER                      (1508 Asynchronous Patient Chair)                      (1510-G Lounge Glider / 1510-SG Lounge Swivel Glider)                      (1511 Wallsaver Recliner / 1511-X Bariatric Wallsaver Recliner / 1514 Infusion Wallsaver Recliner)</p>	
<p><b>TABLET ARMS / CUP HOLDER</b></p>  <p>Laminate Tablet Arm Shown w/ Cup Holder</p>  <p>Veneer Tablet Arm Shown w/ Cup Holder</p>  <p>Solid Surface Tablet Arm Shown w/ Cup Holder</p>	<p><b>Overall:</b> 14" Diameter .75"h</p> <hr/> <p><b>TA-L</b> \$407                      Tablet Arm With 360° Rotation - High Pressure Laminate. (Specify Laminate / Specify Left Or Right Facing Arm Location)</p> <p><b>TA-V</b> \$466                      Tablet Arm With 360° Rotation - Sunburst Cherry Veneer. (Specify Finish / Specify Left Or Right Facing Arm Location)</p> <p><b>TA-C</b> \$606                      Tablet Arm With 360° Rotation - White Solid Surface. (Available In White Only / Specify Left Or Right Facing Arm Location)</p> <p><b>CH-1</b> \$95                      Black Plastic Cup Holder (Only Available If Used With Tablet Arm)</p> <p><b>CH-2</b> \$143                      Spun Aluminum Cup Holder (Only Available If Used With Tablet Arm)</p> <p><b>Available:</b> <b>Facelift Replay Sleepover Lounge</b></p>	
<p><b>FOLD DOWN TABLET ARM</b></p>  	<p><b>Overall:</b> 14" Diameter .75"h</p> <hr/> <p><b>FDTA-L</b> \$978                      Tablet Arm With 360° Rotation - High Pressure Laminate. (Specify Laminate / Specify Left Or Right Facing Arm Location)</p> <p><b>FDTA-V</b> \$1026                      Tablet Arm With 360° Rotation - Sunburst Cherry Veneer. (Specify Finish / Specify Left Or Right Facing Arm Location)</p> <p><b>FDTA-C</b> \$1166                      Tablet Arm With 360° Rotation - White Solid Surface. (Available In White Only / Specify Left Or Right Facing Arm Location)</p> <p><b>Available:</b> <b>Facelift Replay Sleepover Lounge</b></p>	



TABLETS / CASTERS	OPTION #:	SPECIFICATIONS   LIST PRICES   AVAILABILITY:
<b>DOUBLE ARTICULATING / SWIVEL TABLET ARM</b>		
<i>Overall: 14" Diameter .75"h</i>		
	<b>ATA-L</b>	\$801 <i>Tablet Arm With 360° Rotation - High Pressure Laminate. (Specify Laminate / Specify Left Or Right Facing Arm Location)</i>
ATA-L Double Articulating / Swivel Tablet Arm	<b>ATA-V</b>	\$837 <i>Tablet Arm With 360° Rotation - Sunburst Cherry Veneer. (Specify Finish / Specify Left Or Right Facing Arm Location)</i>
	<b>ATA-C</b>	\$1008 <i>Tablet Arm With 360° Rotation - White Solid Surface. (Available In White Only / Specify Left Or Right Facing Arm Location)</i>
ATA-L w/ CH-1 Black Plastic Cup Holder	<b>CH-1</b>	\$97 <i>Black Plastic Cup Holder (Only Available If Used With Tablet Arm)</i>
	<b>CH-2</b>	\$145 <i>Spun Aluminum Cup Holder (Only Available If Used With Tablet Arm)</i>
<i>Available: Facelift Replay Sleepover Lounge</i>		
<b>IN-LINE CASTERS</b>		
<i>Overall: 2.75" Diameter 1.75"h</i>		
	<b>ILC</b>	\$53 (Set Of Two) <i>Single Direction In-Line Caster (Non-Locking / Specify Wood Finish / Specify Location)</i>
	<i>Available: Facelift Replay Sleepover Lounge</i>	
<b>LOCKING / NON-LOCKING CASTERS</b>		
<i>Overall: 1.875"w 2.25"d 1.5"h (Locking) / 1.875"w 1.625"d 1.5"h (Non-Locking)</i>		
	<b>LC</b>	\$29 (Set Of Two) <i>Locking Casters (Black Finish / Specify Location)</i>
	<b>NLC</b>	\$24 (Set Of Two) <i>Non-Locking Casters (Black Finish / Specify Location)</i>
Locking Casters	<i>Available: Facelift Replay Sleepover Lounge</i>	
Non-Locking Casters		
<b>MEDICAL LOCKING / NON-LOCKING CASTERS</b>		
<i>Overall: 2.25"w 5"d 5.25"h (Locking) / 2"w 3.75"d 5.25"h (Non-Locking)</i>		
	<b>MLC</b>	\$166 (Set Of Two) <i>Locking Casters - Motion &amp; Direction (Gray Finish / Specify Location)</i>
	<b>MNL</b>	\$190 (Set Of Two) <i>Non-Locking Casters - Single Direction (Gray Finish / Specify Location)</i>
Locking Casters	<i>Available: Facelift Replay Electric Standup Recliner</i>	
Non-Locking Casters		

BRAKE / LEGS / POWER / ELECTRIC / PUSH BAR	OPTION #:	SPECIFICATIONS   LIST PRICES   AVAILABILITY:
<p><b>CENTRAL BRAKING</b></p> 	<p><b>CB-1</b></p>	<p><b>Overall:</b> 7.5"w 2"d .5"h</p> <p>\$375 (Set Of 1) <i>(White Plastic Brake w/ Lock &amp; Unlock Pedals)</i></p> <p><b>Available:</b> <i>Facelift Replay Wallsaver &amp; Infusion Wallsaver Recliners</i></p>
<p><b>ALUMINUM LEGS</b></p> 	<p><b>ASL</b></p>	<p><b>Overall:</b> 2.25"w 2.25"d 2.25"h</p> <p>\$322 (Set Of 4) <i>(Brushed Finish)</i></p> <p><b>Available:</b> <i>Facelift Replay Patient Chair / Glider (1508 / 1510 Models)</i></p>
<p><b>POWER / DATA MODULE</b></p> 	<p><b>PM1</b></p>	<p><b>Overall:</b> 5.25"w 1.25"d 4.25"h</p> <p>\$774 (1-Power / 1-USB 2 Port Simplex Charger Standard) <i>Vertical / Horizontal Mount Power Module. Price Varies By Socket. Contact Customer Service For Quote. (Additional Colors Available)</i></p> <p><b>Available:</b> <i>Facelift Replay Sleepover Lounge</i></p>
<p><b>ELECTRIC RECLINE / BATTERY BACKUP / HEAT / MASSAGE</b></p> <div style="display: flex; justify-content: space-around;"> <div data-bbox="94 1325 269 1415"> <p>ER-1 Electric Recline <i>(Wallsaver Model)</i></p> </div> <div data-bbox="298 1325 474 1415"> <p>ER-2/ER-3 Electric Recline <i>(Layflat Model)</i></p> </div> </div> <div style="display: flex; justify-content: space-around; margin-top: 10px;"> <div data-bbox="94 1507 280 1644"> <p>HM Heat &amp; Massage <i>(All Recliner Models)</i></p> </div> <div data-bbox="298 1507 488 1644"> <p>H Heat <i>(All Recliner Models)</i></p> </div> </div>	<p><b>ER-1</b> <b>ER-2</b> <b>ER-3</b> <b>BB</b> <b>HM</b> <b>H</b></p>	<p><b>Overall:</b> N/A</p> <p>\$970 Electric Recline <i>Replaces Manual Mechanism On Any Wallsaver Model - Surface Mounts On Inside Arm (Specify Left Or Right Facing)</i></p> <p>\$1004 Electric Recline <i>Replaces Manual Mechanism On Any Layflat Model - Surface Mounts On Inside Arm (Specify Left Or Right Facing)</i></p> <p>\$1365 Electric Recline <i>Replaces Manual Mechanism On Any Trendelenburg Layflat Model - Surface Mounts On Inside Arm (Specify Left Or Right Facing)</i></p> <p>\$490 Battery Backup <i>Allows Any Wallsaver, Layflat, Or Standup Electric Recliner To Be Cordless - Surface Mounts On Inside Arm (Specify Left Or Right Facing)</i></p> <p>\$1389 Heat &amp; Massage <i>Add Heat &amp; Massage To Any Wallsaver, Layflat, Or Standup Electric Recliner - Surface Mounts On Inside Arm (Specify Left Or Right Facing)</i></p> <p>\$1240 Heat <i>Add Heat Only To Any Wallsaver, Layflat, Or Standup Electric Recliner - Surface Mounts On Inside Arm (Specify Left Or Right Facing)</i></p> <p><b>Available:</b> <i>Facelift Replay Recliners</i></p>
<p><b>PUSH BAR</b></p> 	<p><b>PB</b></p>	<p><b>Overall:</b> 18.5"w 3.5"d 1"h</p> <p>\$214 <i>(Black Finish)</i></p> <p><b>Available:</b> <i>Facelift Replay Medical Recliners</i></p>

I.V. POLE / SIDE TRAY / BAG HOLDER / BUCKLE / FOOTREST	OPTION #:	SPECIFICATIONS   LIST PRICES   AVAILABILITY:
<p>I.V. POLE</p> 	<p><b>IV</b></p> <p><b>Overall:</b> 10"w 2.5"d 39.5" / 69.75"h</p> <hr/> <p><b>\$436</b>  <i>Height Adjustable I.V. Pole (Chrome &amp; Black Finish / Specify Left Or Right Facing Location)</i></p> <p><b>Available: Facelift Replay Medical Recliners</b></p>	
<p>SIDE TRAY</p> 	<p><b>Overall:</b> 12.75"w 10"d 4"h (Small Side Tray) / 17"w 10"d 4"h (Large Side Tray)</p> <hr/> <p><b>ST-1</b> <b>\$227</b>  <i>Drop-Down Side Tray (Small Side Tray)</i></p> <p><b>ST-2</b> <b>\$310</b>  <i>Drop-Down Side Tray (Large Side Tray)</i></p> <p><b>Available: Facelift Replay Medical Recliners</b>  <i>Note: If A Medical Recliner With A Manual Mechanism Is Selected, The Standard Side Tray Location Will Be Front Right Facing</i></p>	
<p>BAG HOLDER / PERSONAL RESTRAINT BUCKLE</p> 	<p><b>Overall:</b> 2.19"w .38"d 2.56"h</p> <hr/> <p><b>BH</b> <b>\$60</b>  <i>Bag Holder (Brushed Finish / Specify Left Or Right Facing Location)</i></p> <p><b>RB</b> <b>\$108 Pair</b>  <i>Personal Restraint Buckle (Brushed Finish)</i></p> <p><b>Available: Facelift Replay Medical Recliners</b></p>	
<p>FOOTREST</p> 	<p><b>Overall:</b> 16"w 8"d .1875"h</p> <hr/> <p><b>FR</b> <b>\$333</b>  <i>(Black Finish)</i></p> <p><b>Available: Facelift Replay Medical Recliners</b></p>	

OXYGEN TANK HOLDER / WOOD RING BASE / COVERS / SPRINGS	OPTION #:	SPECIFICATIONS   LIST PRICES   AVAILABILITY:
<p>OXYGEN TANK HOLDER</p> 	<p><b>OH</b></p> <p><b>\$220</b>  <i>Black Metal Oxygen Tank Holder Holds a 4.375" Diameter Oxygen Tank (Not Included) (Specify Left Or Right Facing Location)</i></p> <p><b>Available: Facelift Replay Medical Recliners</b></p>	
<p>LOUNGE GLIDER WOOD RING BASE</p> 	<p><b>WR</b></p> <p><b>\$207</b>  <i>Wood Ring Base replaces circular metal base (1510-G) or swivel glider w/ circular metal base (1510-SG).</i></p> <p><i>Specify Exposed Wood Finish. (See Page 6)</i></p> <p><b>Available: Facelift Replay Lounge Glider</b></p>	
<p>CONTRASTING COVERS</p> 	<p><b>CC</b></p> <p><b>\$119</b>  <i>NOTE: If Two Or More Upholsteries Or Leathers Are Used On Any Piece Of Furniture, Then A Contrast Charge Will Apply Per Order. When Using Trinity Upholstery, The Higher Priced Upholstery Grade Will Be Used In Pricing, Unless It's Trinity Leather With Fabric Contrast Welt, Or COM With Trinity Contrast Welt, Then Contact Customer Service For Pricing.</i></p> <p><b>Available: Facelift Replay Healthcare Motion</b></p>	