

Facelift Serpentine

LOUNGE / TANDEM / BENCHES / TABLES

Effective: March 1, 2025

T R I N I T Y

Date:

Page:

Modification:

Description:




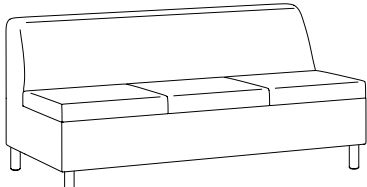
DESCRIPTION:

- Upholstery Frames: Plywood & Hardwood
- Seat: High Density Polyurethane Foam Over Sheet Webbing
- Back: High Density Polyurethane Foam Over Strap Webbing
- Upholstered Covers: Attached w/ Velcro / Removable For Maintenance
- Antimicrobial Moisture Barrier Fully Encapsulates All Foam Areas
- Ganging Straps Standard
- Brushed Aluminum Round Legs Standard / Removable For Maintenance
- Leather Upholstery Is Not Available
- Lifetime Warranty

OPTIONS:

(See Facelift Serpentine Options Pages)

Feather Down & Polyester Pillows Available (See Page 5)

LOUNGE / TANDEM	ITEM #:	SPECIFICATIONS GRADES LIST PRICES:														
<p>STRAIGHT LOUNGE SECTION / FULLY UPHOLSTERED</p> 		<p>Overall: 22"w 30"d 32"h Seat: 22"w 19.5"d 18"h</p>	<p>Arm: n/a Weight: 45 lbs.</p>	<p>COM: 2.5 yds. COL: n/a</p>												
	1571	COM	COL	1	2	3	4	5	6	7	8	9	10	L1	L2	
		1156	N/A	1219	1282	1345	1409	1472	1535	1598	1661	1724	1787	N/A	N/A	
	<i>Tight Seat & Back / Removable Upholstery / 500 lb. Weight Capacity</i>															
	1571-R	199	N/A	337	411	485	559	634	708	782	856	931	1005	N/A	N/A	
	<i>Replacement Upholstery Covers</i>															
<p>STRAIGHT BARIATRIC LOUNGE SECTION / FULLY UPHOLSTERED</p> 		<p>Overall: 30"w 30"d 32"h Seat: 30"w 19.5"d 18"h</p>	<p>Arm: n/a Weight: 65 lbs.</p>	<p>COM: 3 yds. COL: n/a</p>												
	1571-X	COM	COL	1	2	3	4	5	6	7	8	9	10	L1	L2	
		1263	N/A	1348	1425	1502	1580	1657	1734	1811	1888	1965	2042	N/A	N/A	
	<i>Tight Seat & Back / Removable Upholstery / 500 lb. Weight Capacity</i>															
	1571-XR	206	N/A	376	467	558	649	739	830	921	1011	1102	1193	N/A	N/A	
	<i>Replacement Upholstery Covers</i>															
<p>STRAIGHT TWO PLACE LOUNGE SECTION / FULLY UPHOLSTERED</p> 		<p>Overall: 44"w 30"d 32"h Seat: 44"w 19.5"d 18"h</p>	<p>Arm: n/a Weight: 80 lbs.</p>	<p>COM: 4.25 yds. COL: n/a</p>												
	1572	COM	COL	1	2	3	4	5	6	7	8	9	10	L1	L2	
		1783	N/A	1910	2022	2134	2246	2358	2470	2583	2695	2807	2919	N/A	N/A	
	<i>Tight Seat & Back / Removable Upholstery / 750 lb. Weight Capacity</i>															
	1572-R	218	N/A	470	602	734	866	998	1130	1262	1394	1526	1658	N/A	N/A	
	<i>Replacement Upholstery Covers</i>															
<p>STRAIGHT THREE PLACE LOUNGE SECTION / FULLY UPHOLSTERED</p> 		<p>Overall: 66"w 30"d 32"h Seat: 66"w 19.5"d 18"h</p>	<p>Arm: n/a Weight: 95 lbs.</p>	<p>COM: 5.5 yds. COL: n/a</p>												
	1573	COM	COL	1	2	3	4	5	6	7	8	9	10	L1	L2	
		2441	N/A	2603	2750	2897	3044	3192	3339	3486	3633	3780	3928	N/A	N/A	
	<i>Tight Seat & Back / Removable Upholstery / 1000 lb. Weight Capacity</i>															
	1573-R	286	N/A	617	790	963	1136	1309	1483	1656	1829	2002	2175	N/A	N/A	
	<i>Replacement Upholstery Covers</i>															





DESCRIPTION:

- Upholstery Frames: Plywood & Hardwood
- Seat: High Density Polyurethane Foam Over Sheet Webbing
- Back: High Density Polyurethane Foam Over Strap Webbing
- Upholstered Covers: Attached w/ Velcro / Removable For Maintenance
- Antimicrobial Moisture Barrier Fully Encapsulates All Foam Areas
- Ganging Straps Standard
- Brushed Aluminum Round Legs Standard / Removable For Maintenance
- Leather Upholstery Is Not Available
- Lifetime Warranty

OPTIONS:

(See Facelift Serpentine Options Pages)

Feather Down & Polyester Pillows Available (See Page 5)

TANDEM		ITEM #:	SPECIFICATIONS GRADES LIST PRICES:													
<p>22.5° INSIDE WEDGE / FULLY UPHOLSTERED</p> 			Overall: 34"w 30"d 32"h			Arm: n/a			COM: 3.25 yds.							
			Seat: 28"w 19.5"d 18"h			Weight: 50 lbs.			COL: n/a							
			COM	COL	1	2	3	4	5	6	7	8	9	10	L1	L2
	1574		N/A	1486	1570	1654	1738	1822	1906	1990	2075	2159	2243	N/A	N/A	
		<i>Tight Seat & Back / 60" Radius / Removable Upholstery / 500 lb. Weight Capacity</i>														
	1574-R		N/A	407	506	605	704	803	902	803	877	951	1025	N/A	N/A	
		<i>Replacement Upholstery Covers</i>														
<p>22.5° OUTSIDE WEDGE / FULLY UPHOLSTERED</p> 			Overall: 34"w 30"d 32"h			Arm: n/a			COM: 3.25 yds.							
			Seat: 34"w 19.5"d 18"h			Weight: 45 lbs.			COL: n/a							
			COM	COL	1	2	3	4	5	6	7	8	9	10	L1	L2
	1575		N/A	1415	1499	1583	1667	1752	1836	1920	2004	2088	2172	N/A	N/A	
		<i>Tight Seat & Back / 60" Radius / Removable Upholstery / 500 lb. Weight Capacity</i>														
	1575-R		N/A	390	489	588	687	786	885	983	1082	1181	1280	N/A	N/A	
		<i>Replacement Upholstery Covers</i>														
<p>30° INSIDE WEDGE / FULLY UPHOLSTERED</p> 			Overall: 32"w 30"d 32"h			Arm: n/a			COM: 2.75 yds.							
			Seat: 25.5"w 19.5"d 18"h			Weight: 50 lbs.			COL: n/a							
			COM	COL	1	2	3	4	5	6	7	8	9	10	L1	L2
	1576		N/A	1340	1410	1480	1550	1620	1690	1761	1831	1901	1971	N/A	N/A	
		<i>Tight Seat & Back / 30" Radius / Removable Upholstery / 500 lb. Weight Capacity</i>														
	1576-R		N/A	367	450	532	615	697	780	862	944	1027	1109	N/A	N/A	
		<i>Replacement Upholstery Covers</i>														
<p>30° OUTSIDE WEDGE / FULLY UPHOLSTERED</p> 			Overall: 32"w 30"d 32"h			Arm: n/a			COM: 2.75 yds.							
			Seat: 32"w 19.5"d 18"h			Weight: 45 lbs.			COL: n/a							
			COM	COL	1	2	3	4	5	6	7	8	9	10	L1	L2
	1577		N/A	1309	1379	1449	1519	1589	1659	1729	1799	1869	1939	N/A	N/A	
		<i>Tight Seat & Back / 30" Radius / Removable Upholstery / 500 lb. Weight Capacity</i>														
	1577-R		N/A	350	433	515	598	680	762	1571	1744	1917	2090	N/A	N/A	
		<i>Replacement Upholstery Covers</i>														


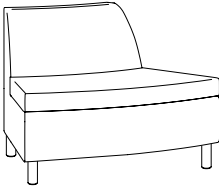


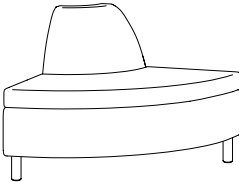
DESCRIPTION:

- Upholstery Frames: Plywood & Hardwood
- Seat: High Density Polyurethane Foam Over Sheet Webbing
- Back: High Density Polyurethane Foam Over Strap Webbing
- Upholstered Covers: Attached w/ Velcro / Removable For Maintenance
- Antimicrobial Moisture Barrier Fully Encapsulates All Foam Areas
- Ganging Straps Standard
- Brushed Aluminum Round Legs Standard / Removable For Maintenance
- Leather Upholstery Is Not Available
- Lifetime Warranty

OPTIONS:

(See Facelift Serpentine Options Pages)

Feather Down & Polyester Pillows Available (See Page 5)

TANDEM		ITEM #:	SPECIFICATIONS GRADES LIST PRICES:													
			Overall: 46.5"w 30"d 32"h			Arm: n/a			COM: 3.5 yds.							
			Seat: 37.5"w 19.5"d 18"h			Weight: 50 lbs.			COL: n/a							
			COM	COL	1	2	3	4	5	6	7	8	9	10	L1	L2
	1578		1730	N/A	1817	1909	2000	2091	2182	2273	2364	2455	2546	2638	N/A	N/A
			<i>Tight Seat & Back / 30" Radius / Removable Upholstery / 500 lb. Weight Capacity</i>													
	1578-R		250	N/A	450	558	665	772	879	986	1094	1201	1308	1415	N/A	N/A
			<i>Replacement Upholstery Covers</i>													
			Overall: 46.5"w 30"d 32"h			Arm: n/a			COM: 3.25 yds.							
			Seat: 46.5"w 19.5"d 18"h			Weight: 50 lbs.			COL: n/a							
			COM	COL	1	2	3	4	5	6	7	8	9	10	L1	L2
	1579		1664	N/A	1742	1826	1910	1994	2078	2162	2246	2331	2415	2499	N/A	N/A
			<i>Tight Seat & Back / 30" Radius / Removable Upholstery / 500 lb. Weight Capacity</i>													
	1579-R		250	N/A	434	533	632	731	830	929	1028	1127	1226	1325	N/A	N/A
			<i>Replacement Upholstery Covers</i>													
			Overall: 30"w 30"d 32"h			Arm: n/a			COM: 3.5 yds.							
			Seat: 19.5"w 19.5"d 18"h			Weight: 80 lbs.			COL: n/a							
			COM	COL	1	2	3	4	5	6	7	8	9	10	L1	L2
	1580		1734	N/A	1766	1829	1892	1955	2018	2081	2144	2207	2270	2333	N/A	N/A
			<i>Tight Seat & Back / Removable Upholstery / 500 lb. Weight Capacity</i>													
	1580-R		283	N/A	531	663	795	927	1059	1191	861	935	1010	1084	N/A	N/A
			<i>Replacement Upholstery Covers</i>													
			Overall: 51"w 33"d 32"h			Arm: n/a			COM: 4 yds.							
			Seat: 37.5"w 19.5"d 18"h			Weight: 70 lbs.			COL: n/a							
			COM	COL	1	2	3	4	5	6	7	8	9	10	L1	L2
	1581		2006	N/A	2107	2212	2318	2423	2528	2633	2738	2843	2949	3054	N/A	N/A
			<i>Tight Seat & Back / 6" Radius / Removable Upholstery / 500 lb. Weight Capacity</i>													
	1581-R		268	N/A	418	500	583	665	748	830	913	995	1078	1160	N/A	N/A
			<i>Replacement Upholstery Covers</i>													
			Overall: 51"w 33"d 32"h			Arm: n/a			COM: 4 yds.							
			Seat: 51"w 19.5"d 18"h			Weight: 70 lbs.			COL: n/a							
			COM	COL	1	2	3	4	5	6	7	8	9	10	L1	L2
	1582		1806	N/A	1917	2022	2128	2233	2338	2443	2548	2653	2759	2864	N/A	N/A
			<i>Tight Seat & Back / 6" Radius / Removable Upholstery / 500 lb. Weight Capacity</i>													
	1582-R		256	N/A	457	564	671	778	885	993	1100	1207	1314	1421	N/A	N/A
			<i>Replacement Upholstery Covers</i>													

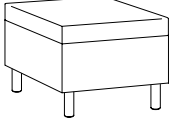
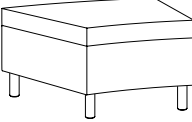
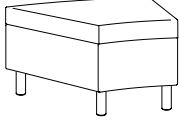
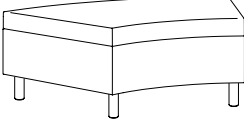
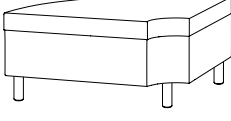
DESCRIPTION:

- Upholstery Frames: Plywood & Hardwood
- Seat: High Density Polyurethane Foam Over Sheet Webbing
- Upholstered Covers: Attached w/ Velcro / Removable For Maintenance
- Antimicrobial Moisture Barrier Fully Encapsulates All Foam Areas
- Ganging Straps Standard
- Brushed Aluminum Round Legs Standard / Removable For Maintenance
- Leather Upholstery Is Not Available
- Lifetime Warranty

OPTIONS:

(See Facelift Serpentine Options Pages)

Feather Down & Polyester Pillows Available (See Page 5)

BENCHES		ITEM #:	SPECIFICATIONS GRADES LIST PRICES:														
			Overall: 30"w 22"d 18"h Seat: 30"w 22"d 18"h	Arm: n/a Weight: 20 lbs.	COM: 2 yds. COL: n/a												
			COM	COL	1	2	3	4	5	6	7	8	9	10	L1	L2	
	1587		813	N/A	867	916	965	1014	1063	1112	1161	1210	1259	1308	N/A	N/A	
		Tight Seat / Removable Upholstery / 500 lb. Weight Capacity															
	1587-R		142	N/A	250	307	365	423	481	538	596	654	711	769	N/A	N/A	
		Replacement Upholstery Covers															
			Overall: 34"w 30"d 18"h Seat: 34"w 19.5"d 18"h	Arm: n/a Weight: 40 lbs.	COM: 2.25 yds. COL: n/a												
			COM	COL	1	2	3	4	5	6	7	8	9	10	L1	L2	
	1588		994	N/A	1052	1108	1164	1220	1277	1333	1389	1445	1501	1557	N/A	N/A	
		Tight Seat / 60" Radius / Removable Upholstery / 500 lb. Weight Capacity															
	1588-R		157	N/A	280	346	412	478	544	610	676	742	808	874	N/A	N/A	
		Replacement Upholstery Covers															
			Overall: 32"w 30"d 18"h Seat: 32"w 19.5"d 18"h	Arm: n/a Weight: 40 lbs.	COM: 1.75 yds. COL: n/a												
			COM	COL	1	2	3	4	5	6	7	8	9	10	L1	L2	
	1589		943	N/A	976	1018	1060	1102	1144	1186	1228	1270	1313	1355	N/A	N/A	
		Tight Seat / 30" Radius / Removable Upholstery / 500 lb. Weight Capacity															
	1589-R		139	N/A	230	280	329	379	428	478	527	577	626	676	N/A	N/A	
		Replacement Upholstery Covers															
			Overall: 46.5"w 30"d 18"h Seat: 46.5"w 19.5"d 18"h	Arm: n/a Weight: 45 lbs.	COM: 2.5 yds. COL: n/a												
			COM	COL	1	2	3	4	5	6	7	8	9	10	L1	L2	
	1590		1322	N/A	1376	1439	1502	1565	1628	1691	1754	1818	1881	1944	N/A	N/A	
		Tight Seat / 30" Radius / Removable Upholstery / 500 lb. Weight Capacity															
	1590-R		179	N/A	317	392	466	540	614	689	763	837	911	985	N/A	N/A	
		Replacement Upholstery Covers															
			Overall: 51"w 33"d 18"h Seat: 51"w 19.5"d 18"h	Arm: n/a Weight: 50 lbs.	COM: 2.75 yds. COL: n/a												
			COM	COL	1	2	3	4	5	6	7	8	9	10	L1	L2	
	1591		1441	N/A	1503	1573	1643	1713	1783	1853	1923	1993	2064	2134	N/A	N/A	
		Tight Seat / 6" Radius / Removable Upholstery / 500 lb. Weight Capacity															
	1591-R		221	N/A	374	457	539	622	704	787	869	952	1034	1116	N/A	N/A	
		Replacement Upholstery Covers															

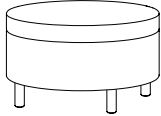
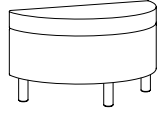
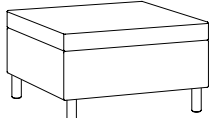
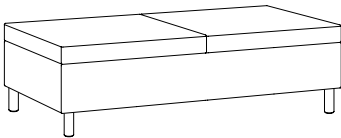
DESCRIPTION:

- Upholstery Frames: Plywood & Hardwood
- Seat: High Density Polyurethane Foam Over Sheet Webbing
- Upholstered Covers: Attached w/ Velcro / Removable For Maintenance
- Antimicrobial Moisture Barrier Fully Encapsulates All Foam Areas
- Ganging Straps Standard
- Brushed Aluminum Round Legs Standard / Removable For Maintenance
- Leather Upholstery Is Not Available
- Lifetime Warranty

OPTIONS:

(See Facelift Serpentine Options Pages)

Feather Down & Polyester Pillows Available (See Page 5)

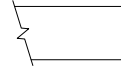
BENCHES		ITEM #:	SPECIFICATIONS GRADES LIST PRICES:												
ROUND BENCH / FULLY UPHOLSTERED 			Overall: 30" Diameter 18"h			Arm: n/a			COM: 2.5 yds.						
			Seat: 30"w 30"d 18"h			Weight: 30 lbs.			COL: n/a						
			COM	COL	1	2	3	4	5	6	7	8	9	10	L1
	1592	1106	N/A	1171	1235	1298	1361	1424	1487	1550	1613	1676	1739	N/A	N/A
		<i>Tight Seat / Removable Upholstery / 500 lb. Weight Capacity</i>													
	1592-R	142	N/A	283	357	431	506	580	654	728	802	877	951	N/A	N/A
		<i>Replacement Upholstery Covers</i>													
HALF-ROUND BENCH / FULLY UPHOLSTERED 			Overall: 30"w 15"d 18"h			Arm: n/a			COM: 1.75 yds.						
			Seat: 30"w 15"d 18"h			Weight: 20 lbs.			COL: n/a						
			COM	COL	1	2	3	4	5	6	7	8	9	10	L1
	1593	881	N/A	917	959	1001	1043	1085	1127	1169	1211	1253	1295	N/A	N/A
		<i>Tight Seat / 60" Radius / Removable Upholstery / 500 lb. Weight Capacity</i>													
	1593-R	139	N/A	230	280	329	378	428	477	527	576	626	675	N/A	N/A
		<i>Replacement Upholstery Covers</i>													
FREESTANDING BENCH / FULLY UPHOLSTERED 			Overall: 30"w 30"d 18"h			Arm: n/a			COM: 1.5 yds.						
			Seat: 30"w 30"d 18"h			Weight: 30 lbs.			COL: n/a						
			COM	COL	1	2	3	4	5	6	7	8	9	10	L1
	1594	1023	N/A	1220	1346	1472	1598	1724	1850	1977	2103	2229	2355	N/A	N/A
		<i>Tight Seat / Removable Upholstery / 500 lb. Weight Capacity</i>													
	1594-R	142	N/A	216	258	299	340	381	422	464	505	546	587	N/A	N/A
		<i>Replacement Upholstery Covers</i>													
FREESTANDING BENCH / FULLY UPHOLSTERED 			Overall: 60"w 30"d 18"h			Arm: n/a			COM: 5.25 yds.						
			Seat: 60"w 30"d 18"h			Weight: 60 lbs.			COL: n/a						
			COM	COL	1	2	3	4	5	6	7	8	9	10	L1
	1595	1761	N/A	1946	2086	2226	2366	2506	2647	2787	2927	3067	3207	N/A	N/A
		<i>Tight Seat / Removable Upholstery / 750 lb. Weight Capacity</i>													
	1595-R	199	N/A	518	683	848	1013	1177	1342	1507	1672	1837	2002	N/A	N/A
		<i>Replacement Upholstery Covers</i>													

DESCRIPTION:

- Upholstery Frames: Plywood & Hardwood
- Upholstered Covers: Attached w/ Velcro / Removable For Maintenance
- Antimicrobial Moisture Barrier Fully Encapsulates All Foam Areas
- Ganging Straps Standard
- Brushed Aluminum Round Legs Standard / Removable For Maintenance
- High Pressure Laminate Top - Self Edge
- Leather Upholstery Is Not Available
- Lifetime Warranty

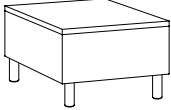
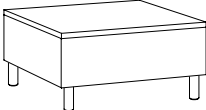
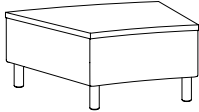
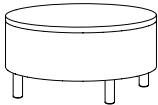
OPTIONS:

(See Facelift Serpentine Options Pages)



Square Edge Profile Standard

TABLES

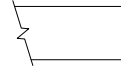
ITEM #:	SPECIFICATIONS GRADES LIST PRICES:													
STRAIGHT TABLE / FREESTANDING OR CONNECTING 	Overall: 30"w 22"d 16"h			Arm: n/a					COM: 1.25 yds.					
	Seat: n/a			Weight: 55 lbs.					COL: n/a					
	COM	COL	1	2	3	4	5	6	7	8	9	10	L1	L2
	152230-L	1057	N/A	1075	1104	1132	1161	1189	1218	1246	1275	1304	1332	N/A
152230-C	High Pressure Laminate Face													
152230-C	1544	N/A	1552	1581	1610	1638	1667	1696	1724	1753	1782	1811	N/A	N/A
152230-R	Solid Surface Face (Glacier White)													
	120	N/A	179	212	245	278	311	344	377	410	443	476	N/A	N/A
	Replacement Upholstery Covers													
STRAIGHT TABLE / FREESTANDING OR CONNECTING 	Overall: 30"w 30"d 16"h			Arm: n/a					COM: 1.25 yds.					
	Seat: n/a			Weight: 60 lbs.					COL: n/a					
	COM	COL	1	2	3	4	5	6	7	8	9	10	L1	L2
	153030-L	1149	N/A	1164	1192	1221	1249	1278	1307	1335	1364	1392	1421	N/A
153030-C	High Pressure Laminate Face													
153030-C	1956	N/A	1959	1988	2016	2045	2074	2103	2132	2160	2189	2218	N/A	N/A
153030-R	Solid Surface Face (Glacier White)													
	133	N/A	191	224	257	290	323	356	389	422	455	488	N/A	N/A
	Replacement Upholstery Covers													
22.5° TABLE WEDGE / FREESTANDING OR CONNECTING 	Overall: 34"w 30"d 16"h			Arm: n/a					COM: 1.25 yds.					
	Seat: n/a			Weight: 65 lbs.					COL: n/a					
	COM	COL	1	2	3	4	5	6	7	8	9	10	L1	L2
	1522DG60-L	1436	N/A	1440	1469	1497	1526	1554	1583	1611	1640	1668	1697	N/A
1522DG60-C	High Pressure Laminate Face / 60" Radius													
1522DG60-C	2284	N/A	2291	2320	2349	2378	2407	2436	2465	2494	2523	2552	N/A	N/A
1522DG60-R	Solid Surface Face (Glacier White) / 60" Radius													
	140	N/A	199	232	265	298	331	364	397	430	463	496	N/A	N/A
	Replacement Upholstery Covers													
ROUND COFFEE TABLE / FREESTANDING 	Overall: 30" Diameter 16"h			Arm: n/a					COM: 1.25 yds.					
	Seat: 18"h			Weight: 55 lbs.					COL: n/a					
	COM	COL	1	2	3	4	5	6	7	8	9	10	L1	L2
	1530D16-L	1255	N/A	1266	1294	1323	1351	1380	1408	1437	1465	1494	1523	N/A
1530D16-C	High Pressure Laminate Face / Round													
1530D16-C	2186	N/A	2191	2220	2249	2277	2306	2335	2364	2393	2422	2451	N/A	N/A
1530D16-R	Solid Surface Face (Glacier White) / Round													
	141	N/A	199	232	265	298	331	364	397	430	463	496	N/A	N/A
	Replacement Upholstery Covers													

DESCRIPTION:

- Upholstery Frames: Plywood & Hardwood
- Upholstered Covers: Attached w/ Velcro / Removable For Maintenance
- Antimicrobial Moisture Barrier Fully Encapsulates All Foam Areas
- Ganging Straps Standard
- Brushed Aluminum Round Legs Standard / Removable For Maintenance
- High Pressure Laminate Top - Self Edge
- Leather Upholstery Is Not Available
- Lifetime Warranty


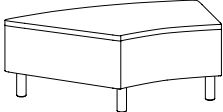
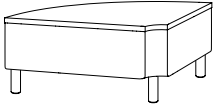
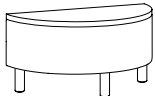
OPTIONS:





(See Facelift Serpentine Options Pages)





Square Edge Profile Standard





TABLES

ITEM #:		SPECIFICATIONS GRADES LIST PRICES:													
<p>STRAIGHT TABLE / FREESTANDING OR CONNECTING</p> 		Overall: 32"w 30"d 16"h			Arm: n/a			COM: 1.25 yds.							
		Seat: n/a			Weight: 60 lbs.			COL: n/a							
		COM	COL	1	2	3	4	5	6	7	8	9	10	L1	L2
	1530DG30-L	1281	N/A	1291	1319	1348	1376	1405	1433	1462	1491	1519	1548	N/A	N/A
		<i>High Pressure Laminate Face / 30" Radius</i>													
	1530DG30-C	2266	N/A	2268	2297	2326	2355	2384	2413	2442	2471	2500	2529	N/A	N/A
		<i>Solid Surface Face (Glacier White) / 30" Radius</i>													
	1530DG30-R	128	N/A	187	220	253	286	319	352	385	418	451	484	N/A	N/A
		<i>Replacement Upholstery Covers</i>													
<p>STRAIGHT TABLE / FREESTANDING OR CONNECTING</p> 		Overall: 46.5"w 30"d 16"h			Arm: n/a			COM: 1.25 yds.							
		Seat: n/a			Weight: 95 lbs.			COL: n/a							
		COM	COL	1	2	3	4	5	6	7	8	9	10	L1	L2
	1545DG30-L	1832	N/A	1835	1864	1893	1921	1950	1979	2008	2036	2065	2094	N/A	N/A
		<i>High Pressure Laminate Face / 30" Radius</i>													
	1545DG30-C	3647	N/A	3650	3679	3709	3738	3767	3796	3826	3855	3884	3913	N/A	N/A
		<i>Solid Surface Face (Glacier White) / 30" Radius</i>													
	1545DG30-R	186	N/A	241	274	307	340	373	406	439	472	505	538	N/A	N/A
		<i>Replacement Upholstery Covers</i>													
<p>22.5° TABLE WEDGE / FREESTANDING OR CONNECTING</p> 		Overall: 51"w 32"d 16"h			Arm: n/a			COM: 2 yds.							
		Seat: n/a			Weight: 110 lbs.			COL: n/a							
		COM	COL	1	2	3	4	5	6	7	8	9	10	L1	L2
	1590DG6-L	1825	N/A	1833	1883	1932	1981	2031	2080	2129	2179	2228	2277	N/A	N/A
		<i>High Pressure Laminate Face / 6" Radius</i>													
	1590DG6-C	3254	N/A	3258	3308	3358	3409	3459	3510	3560	3610	3661	3711	N/A	N/A
		<i>Solid Surface Face (Glacier White) / 6" Radius</i>													
	1590DG6-R	208	N/A	312	370	428	485	543	601	659	716	774	832	N/A	N/A
		<i>Replacement Upholstery Covers</i>													
<p>HALF ROUND COFFEE TABLE / FREESTANDING</p> 		Overall: 30"w 15"d 16"h			Arm: n/a			COM: 1 yd.							
		Seat: n/a			Weight: 40 lbs.			COL: n/a							
		COM	COL	1	2	3	4	5	6	7	8	9	10	L1	L2
	15180DG16-L	1113	N/A	1114	1136	1157	1178	1200	1221	1243	1264	1286	1307	N/A	N/A
		<i>High Pressure Laminate Face</i>													
	15180DG16-C	1510	N/A	1511	1532	1554	1576	1597	1619	1641	1662	1684	1705	N/A	N/A
		<i>Solid Surface Face (Glacier White)</i>													
	15180DG16-R	127	N/A	219	268	318	367	417	466	516	565	615	664	N/A	N/A
		<i>Replacement Upholstery Covers</i>													

ARM CAPS	OPTION #:	SPECIFICATIONS LIST PRICES AVAILABILITY:													
FULLY UPHOLSTERED ARM 		Overall: 2.5"w 30.5"d 18"h COM: 1.5 yds.													
		COM	COL	1	2	3	4	5	6	7	8	9	10	L1	L2
	A1	222	N/A	282	311	341	371	400	430	460	489	519	549	N/A	N/A
		<i>Fully Upholstered Arm (Specify Fabric)</i>													
	A1-R	77	N/A	155	197	237	279	321	362	403	446	485	529	N/A	N/A
		<i>Replacement Upholstery Covers</i>													
		Available: Facelift Serpentine Lounge Units													
UPHOLSTERED ARM / EXPOSED WOOD ARM CAP 		Overall: 2.5"w 30.5"d 18.5"h COM: 1.5 yds.													
		COM	COL	1	2	3	4	5	6	7	8	9	10	L1	L2
	A1W	289	N/A	366	405	443	482	520	559	597	636	675	713	N/A	N/A
		<i>Upholstered Arm / Exposed Wood Arm Cap (Specify Fabric & Finish)</i>													
	A1W-R	77	N/A	155	197	237	279	321	362	403	446	485	529	N/A	N/A
		<i>Replacement Upholstery Covers</i>													
		Available: Facelift Serpentine Lounge Units													
UPHOLSTERED ARM / CONTRASTING FABRIC / VINYL ARM CAP 		Overall: 2.5"w 30.5"d 18"h COM: 1.5 yds.													
		COM	COL	1	2	3	4	5	6	7	8	9	10	L1	L2
	A1U	278	N/A	352	389	426	463	500	537	575	612	649	686	N/A	N/A
		<i>Upholstered Arm / Contrasting Fabric / Vinyl Arm Cap (Specify Fabric & Vinyl)</i>													
	A1U-R	77	N/A	155	197	237	279	321	362	403	446	485	529	N/A	N/A
		<i>Replacement Upholstery Covers</i>													
		Available: Facelift Serpentine Lounge Units													
INTERIM UPHOLSTERED ARM / EXPOSED WOOD ARM CAP 		Overall: 3"w 13.5"d 6"h COM: .75 yds.													
		COM	COL	1	2	3	4	5	6	7	8	9	10	L1	L2
	A2W	289	N/A	366	405	443	482	520	559	597	636	675	713	N/A	N/A
		<i>Interim Upholstered Arm / Exposed Wood Arm Cap (Specify Fabric & Finish)</i>													
	A2W-R	67	N/A	135	171	206	243	279	315	350	388	422	460	N/A	N/A
		<i>Replacement Upholstery Covers</i>													
		Available: Facelift Serpentine Lounge & Wedge Units													

ARM CAPS / TABLET ARMS	OPTION #:	SPECIFICATIONS LIST PRICES AVAILABILITY:																																									
<p>UPHOLSTERED / URETHANE TASK ARM</p> 	<p><i>Overall: 3.25"w 9.5"d 18"h</i> <i>COM: .75 yds.</i></p> <table border="1"> <thead> <tr> <th>COM</th> <th>COL</th> <th>1</th> <th>2</th> <th>3</th> <th>4</th> <th>5</th> <th>6</th> <th>7</th> <th>8</th> <th>9</th> <th>10</th> <th>L1</th> <th>L2</th> </tr> </thead> <tbody> <tr> <td>A5</td> <td></td> <td>\$281</td> <td colspan="11"><i>Outside Urethane Task Arm (Black)</i></td> </tr> <tr> <td>A6</td> <td></td> <td>\$219</td> <td colspan="11"><i>Inside Urethane Task Arm (Black)</i></td> </tr> </tbody> </table> <p>Available: Facelift Serpentine Lounge & Wedge Units</p>	COM	COL	1	2	3	4	5	6	7	8	9	10	L1	L2	A5		\$281	<i>Outside Urethane Task Arm (Black)</i>											A6		\$219	<i>Inside Urethane Task Arm (Black)</i>										
COM	COL	1	2	3	4	5	6	7	8	9	10	L1	L2																														
A5		\$281	<i>Outside Urethane Task Arm (Black)</i>																																								
A6		\$219	<i>Inside Urethane Task Arm (Black)</i>																																								
<p>POLE SWIVEL TABLET ARM</p> 	<p><i>Overall: 14.25" Diameter 22.5"h</i></p> <table border="1"> <tbody> <tr> <td>PT</td> <td>\$556 (Pole & Black Laminate Tablet)</td> </tr> <tr> <td>ST-1</td> <td>\$603 (Pole & Veneer Tablet)</td> </tr> <tr> <td>ST-2</td> <td>\$698 (Pole & White Solid Surface Tablet)</td> </tr> </tbody> </table> <p>Available: Facelift Serpentine Lounge & Wedge End Units</p>	PT	\$556 (Pole & Black Laminate Tablet)	ST-1	\$603 (Pole & Veneer Tablet)	ST-2	\$698 (Pole & White Solid Surface Tablet)																																				
PT	\$556 (Pole & Black Laminate Tablet)																																										
ST-1	\$603 (Pole & Veneer Tablet)																																										
ST-2	\$698 (Pole & White Solid Surface Tablet)																																										

LEGS / CASTERS / PUSH BAR	OPTION #:	SPECIFICATIONS LIST PRICES AVAILABILITY:
<p>BRUSHED ALUMINUM ROUND LEGS</p> 	<p>ARL</p> <p>Standard Leg On All Serpentine Units - No Charge <i>(Brushed Aluminum Finish)</i></p> <p><i>Available: Facelift Serpentine Collection</i></p>	
<p>WOOD ROUND LEGS</p> 	<p>WR</p> <p>Deduct \$80 (Set Of 4) <i>Wood Round Leg (Specify Finish)</i></p> <p><i>Available: Facelift Serpentine Collection</i></p>	
<p>CASTERS</p> 	<p>CS \$120 (Set Of 2) <i>Dual Wheel / Non-Locking Casters (Black Finish)</i></p> <p>CL \$140 (Set Of 2) <i>Dual Wheel / Locking Casters (Black Finish)</i></p> <p><i>Available: Facelift Serpentine Lounge Units</i></p>	
<p>PUSH BAR</p> 	<p>PB \$267 <i>(Black Finish)</i></p> <p><i>Available: Facelift Serpentine Lounge Units</i></p>	

POWER / COVERS	OPTION #:	SPECIFICATIONS LIST PRICES AVAILABILITY:
<p>POWER / DATA MODULE</p>  <p>PM1 Power / Data Module</p>  <p>PM2 Power Module</p>  <p>USB-1 Dual Charging USB</p>	<p>PM1</p> <p>PM2</p> <p>USB-1</p>	<p>PM1 Overall: 5.25"w 1.25"d 4.25"h PM2 Overall: 2"w 2"d .125"h USB-1 Overall: 2"w 2"d .125"h</p> <p>\$859 Power/Data Module (1-Power / 1-USB 2 Port Simplex Charger Standard) <i>Vertical / Horizontal Mount Power Module. Price Varies By Socket. Contact Customer Service For Quote. (Additional Colors Available)</i></p> <p>\$238 Power Module (1-Power) <i>Spill-Proof Technology / Multiple Finish Options / Storm Color Standard (Specify Left or Right Facing)</i></p> <p>\$238 Dual Charging USB (2 Port Simplex Charger Standard) <i>Spill-Proof Technology / 2 Amps Per Port / Multiple Finish Options / Storm Color Standard (Specify Left or Right Facing)</i></p> <p><i>Available: Facelift Serpentine Collection</i></p>
<p>CONTRASTING COVERS</p> 	<p>CC</p>	<p>\$129</p> <p><i>NOTE: If Two Or More Upholsteries Or Leathers Are Used On Any Piece Of Furniture, Then A Contrast Charge Will Apply Per Order. When Using Trinity Upholstery, The Higher Priced Upholstery Grade Will Be Used In Pricing, Unless It's Trinity Leather With Fabric Contrast Welt, Or COM With Trinity Contrast Welt, Then Contact Customer Service For Pricing.</i></p> <p><i>Available: Facelift Serpentine Collection</i></p>