

NOTE: Effective 7/15/21, add temporary 4% surcharge on all 2021 price list products due to vendor surcharges. (Excludes recliners, gliders, and asynchronous patient chairs)

Effective 10/1/21, add temporary 20% surcharge on all 2021 price list recliners, gliders, and asynchronous patient chairs until further notice.

Facelift Serpentine

LOUNGE / TANDEM / BENCHES / TABLES

Effective: March 1, 2021

T R I N I T Y

Date:

Page:

Modification:

Description:




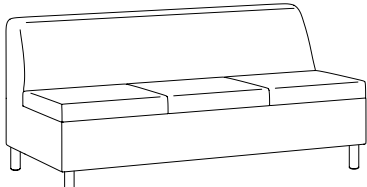
DESCRIPTION:

- Upholstery Frames: Plywood & Hardwood
- Seat: High Density Polyurethane Foam Over Sheet Webbing
- Back: High Density Polyurethane Foam Over Strap Webbing
- Upholstered Covers: Attached w/ Velcro / Removable For Maintenance
- Antimicrobial Moisture Barrier Fully Encapsulates All Foam Areas
- Ganging Straps Standard
- Brushed Aluminum Round Legs Standard / Removable For Maintenance
- Leather Upholstery Is Not Available
- Lifetime Warranty

OPTIONS:

(See Pages 208-211)

Feather Down & Polyester Pillows Available (See Page 5)

LOUNGE / TANDEM	ITEM #:	SPECIFICATIONS GRADES LIST PRICES:													
<p>STRAIGHT LOUNGE SECTION / FULLY UPHOLSTERED</p> 		Overall: 22"w 30"d 32"h		Arm: n/a		COM: 2.5 yds.									
		Seat: 22"w 19.5"d 18"h		Weight: 45 lbs.		COL: n/a									
		COM	COL	1	2	3	4	5	6	7	8	9	10	L1	L2
	1571	972	N/A	1025	1078	1131	1184	1237	1290	1343	1396	1449	1502	N/A	N/A
		<i>Tight Seat & Back / Removable Upholstery</i>													
	1571-R	142	N/A	241	294	347	400	453	506	559	612	665	718	N/A	N/A
		<i>Replacement Upholstery Covers</i>													
<p>STRAIGHT BARIATRIC LOUNGE SECTION / FULLY UPHOLSTERED</p> 		Overall: 30"w 30"d 32"h		Arm: n/a		COM: 3 yds.									
		Seat: 30"w 19.5"d 18"h		Weight: 65 lbs.		COL: n/a									
		COM	COL	1	2	3	4	5	6	7	8	9	10	L1	L2
	1571-X	1062	N/A	1133	1198	1263	1328	1392	1457	1522	1587	1652	1717	N/A	N/A
		<i>Tight Seat & Back / Removable Upholstery</i>													
	1571-XR	147	N/A	269	334	399	463	528	593	658	723	787	852	N/A	N/A
		<i>Replacement Upholstery Covers</i>													
<p>STRAIGHT TWO PLACE LOUNGE SECTION / FULLY UPHOLSTERED</p> 		Overall: 44"w 30"d 32"h		Arm: n/a		COM: 4.25 yds.									
		Seat: 44"w 19.5"d 18"h		Weight: 80 lbs.		COL: n/a									
		COM	COL	1	2	3	4	5	6	7	8	9	10	L1	L2
	1572	1498	N/A	1605	1699	1794	1888	1982	2076	2171	2265	2359	2454	N/A	N/A
		<i>Tight Seat & Back / Removable Upholstery</i>													
	1572-R	156	N/A	336	430	525	619	713	807	902	996	1090	1184	N/A	N/A
		<i>Replacement Upholstery Covers</i>													
<p>STRAIGHT THREE PLACE LOUNGE SECTION / FULLY UPHOLSTERED</p> 		Overall: 66"w 30"d 32"h		Arm: n/a		COM: 5.5 yds.									
		Seat: 66"w 19.5"d 18"h		Weight: 95 lbs.		COL: n/a									
		COM	COL	1	2	3	4	5	6	7	8	9	10	L1	L2
	1573	2052	N/A	2188	2311	2435	2559	2683	2806	2930	3054	3177	3301	N/A	N/A
		<i>Tight Seat & Back / Removable Upholstery</i>													
	1573-R	204	N/A	441	564	688	812	936	1059	1183	1307	1430	1554	N/A	N/A
		<i>Replacement Upholstery Covers</i>													





DESCRIPTION:

- Upholstery Frames: Plywood & Hardwood
- Seat: High Density Polyurethane Foam Over Sheet Webbing
- Back: High Density Polyurethane Foam Over Strap Webbing
- Upholstered Covers: Attached w/ Velcro / Removable For Maintenance
- Antimicrobial Moisture Barrier Fully Encapsulates All Foam Areas
- Ganging Straps Standard
- Brushed Aluminum Round Legs Standard / Removable For Maintenance
- Leather Upholstery Is Not Available
- Lifetime Warranty

OPTIONS:

(See Pages 208-211)

Feather Down & Polyester Pillows Available (See Page 5)

TANDEM	ITEM #:	SPECIFICATIONS GRADES LIST PRICES:													
22.5° INSIDE WEDGE / FULLY UPHOLSTERED 		Overall: 34"w 30"d 32"h		Arm: n/a		COM: 3.25 yds.									
		Seat: 28"w 19.5"d 18"h		Weight: 50 lbs.		COL: n/a									
		COM	COL	1	2	3	4	5	6	7	8	9	10	L1	L2
	1574	N/A	1249	1319	1390	1461	1532	1602	1673	1744	1814	1885	N/A	N/A	
		<i>Tight Seat & Back / 60" Radius / Removable Upholstery</i>													
	1574-R	158	N/A	291	361	432	503	573	644	573	626	679	733	N/A	N/A
		<i>Replacement Upholstery Covers</i>													
22.5° OUTSIDE WEDGE / FULLY UPHOLSTERED 		Overall: 34"w 30"d 32"h		Arm: n/a		COM: 3.25 yds.									
		Seat: 34"w 19.5"d 18"h		Weight: 45 lbs.		COL: n/a									
		COM	COL	1	2	3	4	5	6	7	8	9	10	L1	L2
	1575	N/A	1189	1260	1331	1402	1472	1543	1614	1684	1755	1826	N/A	N/A	
		<i>Tight Seat & Back / 60" Radius / Removable Upholstery</i>													
	1575-R	145	N/A	278	349	420	491	561	632	703	773	844	915	N/A	N/A
		<i>Replacement Upholstery Covers</i>													
30° INSIDE WEDGE / FULLY UPHOLSTERED 		Overall: 32"w 30"d 32"h		Arm: n/a		COM: 2.75 yds.									
		Seat: 25.5"w 19.5"d 18"h		Weight: 50 lbs.		COL: n/a									
		COM	COL	1	2	3	4	5	6	7	8	9	10	L1	L2
	1576	N/A	1126	1185	1244	1303	1362	1421	1480	1539	1598	1657	N/A	N/A	
		<i>Tight Seat & Back / 30" Radius / Removable Upholstery</i>													
	1576-R	153	N/A	262	321	380	439	498	557	616	675	734	793	N/A	N/A
		<i>Replacement Upholstery Covers</i>													
30° OUTSIDE WEDGE / FULLY UPHOLSTERED 		Overall: 32"w 30"d 32"h		Arm: n/a		COM: 2.75 yds.									
		Seat: 32"w 19.5"d 18"h		Weight: 45 lbs.		COL: n/a									
		COM	COL	1	2	3	4	5	6	7	8	9	10	L1	L2
	1577	N/A	1100	1159	1218	1277	1336	1394	1453	1512	1571	1630	N/A	N/A	
		<i>Tight Seat & Back / 30" Radius / Removable Upholstery</i>													
	1577-R	140	N/A	250	309	368	427	486	545	1122	1246	1370	1493	N/A	N/A
		<i>Replacement Upholstery Covers</i>													





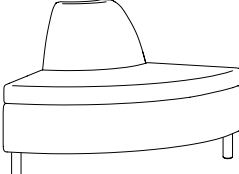
DESCRIPTION:

- Upholstery Frames: Plywood & Hardwood
- Seat: High Density Polyurethane Foam Over Sheet Webbing
- Back: High Density Polyurethane Foam Over Strap Webbing
- Upholstered Covers: Attached w/ Velcro / Removable For Maintenance
- Antimicrobial Moisture Barrier Fully Encapsulates All Foam Areas
- Ganging Straps Standard
- Brushed Aluminum Round Legs Standard / Removable For Maintenance
- Leather Upholstery Is Not Available
- Lifetime Warranty

OPTIONS:

(See Pages 208-211)

Feather Down & Polyester Pillows Available (See Page 5)

TANDEM		ITEM #:	SPECIFICATIONS GRADES LIST PRICES:													
			Overall: 46.5"w 30"d 32"h			Arm: n/a			COM: 3.5 yds.							
			Seat: 37.5"w 19.5"d 18"h			Weight: 50 lbs.			COL: n/a							
			COM	COL	1	2	3	4	5	6	7	8	9	10	L1	L2
	1578		1454	N/A	1528	1604	1681	1757	1834	1911	1987	2064	2140	2217	N/A	N/A
			<i>Tight Seat & Back / 30" Radius / Removable Upholstery</i>													
	1578-R		178	N/A	322	398	475	552	628	705	781	858	935	1011	N/A	N/A
			<i>Replacement Upholstery Covers</i>													
			Overall: 46.5"w 30"d 32"h			Arm: n/a			COM: 3.25 yds.							
			Seat: 46.5"w 19.5"d 18"h			Weight: 50 lbs.			COL: n/a							
			COM	COL	1	2	3	4	5	6	7	8	9	10	L1	L2
	1579		1399	N/A	1464	1535	1605	1676	1747	1818	1888	1959	2030	2100	N/A	N/A
			<i>Tight Seat & Back / 30" Radius / Removable Upholstery</i>													
	1579-R		178	N/A	310	381	451	522	593	664	734	805	876	946	N/A	N/A
			<i>Replacement Upholstery Covers</i>													
			Overall: 30"w 30"d 32"h			Arm: n/a			COM: 3.5 yds.							
			Seat: 19.5"w 19.5"d 18"h			Weight: 80 lbs.			COL: n/a							
			COM	COL	1	2	3	4	5	6	7	8	9	10	L1	L2
	1580		1457	N/A	1484	1537	1590	1643	1696	1749	1802	1855	1908	1961	N/A	N/A
			<i>Tight Seat & Back / Removable Upholstery</i>													
	1580-R		202	N/A	380	474	568	662	757	851	615	668	721	774	N/A	N/A
			<i>Replacement Upholstery Covers</i>													
			Overall: 51"w 33"d 32"h			Arm: n/a			COM: 4 yds.							
			Seat: 37.5"w 19.5"d 18"h			Weight: 70 lbs.			COL: n/a							
			COM	COL	1	2	3	4	5	6	7	8	9	10	L1	L2
	1581		1687	N/A	1771	1860	1948	2036	2125	2213	2302	2390	2478	2567	N/A	N/A
			<i>Tight Seat & Back / 6" Radius / Removable Upholstery</i>													
	1581-R		191	N/A	299	357	416	475	534	593	652	711	770	829	N/A	N/A
			<i>Replacement Upholstery Covers</i>													
			Overall: 51"w 33"d 32"h			Arm: n/a			COM: 4 yds.							
			Seat: 51"w 19.5"d 18"h			Weight: 70 lbs.			COL: n/a							
			COM	COL	1	2	3	4	5	6	7	8	9	10	L1	L2
	1582		1518	N/A	1612	1700	1788	1877	1965	2053	2142	2230	2319	2407	N/A	N/A
			<i>Tight Seat & Back / 6" Radius / Removable Upholstery</i>													
	1582-R		183	N/A	326	403	479	556	633	709	786	862	939	1016	N/A	N/A
			<i>Replacement Upholstery Covers</i>													

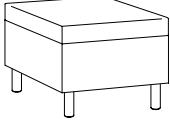
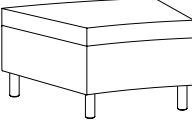
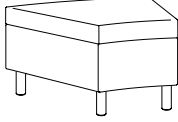
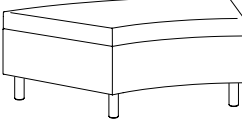
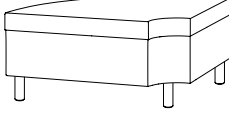
DESCRIPTION:

- Upholstery Frames: Plywood & Hardwood
- Seat: High Density Polyurethane Foam Over Sheet Webbing
- Upholstered Covers: Attached w/ Velcro / Removable For Maintenance
- Antimicrobial Moisture Barrier Fully Encapsulates All Foam Areas
- Ganging Straps Standard
- Brushed Aluminum Round Legs Standard / Removable For Maintenance
- Leather Upholstery Is Not Available
- Lifetime Warranty

OPTIONS:

(See Pages 208-211)

Feather Down & Polyester Pillows Available (See Page 5)

BENCHES		ITEM #:	SPECIFICATIONS GRADES LIST PRICES:													
	BENCH / FULLY UPHOLSTERED		Overall: 30"w 22"d 18"h Seat: 30"w 22"d 18"h			Arm: n/a Weight: 20 lbs.			COM: 2 yds. COL: n/a							
			COM	COL	1	2	3	4	5	6	7	8	9	10	L1	L2
	1587		683	N/A	729	770	811	852	894	935	976	1017	1059	1100	N/A	N/A
		<i>Tight Seat / Removable Upholstery</i>														
	1587-R	101	N/A	178	220	261	302	343	385	426	467	508	550	N/A	N/A	
		<i>Replacement Upholstery Covers</i>														
	22.5° BENCH WEDGE / FULLY UPHOLSTERED		Overall: 34"w 30"d 18"h Seat: 34"w 19.5"d 18"h			Arm: n/a Weight: 40 lbs.			COM: 2.25 yds. COL: n/a							
			COM	COL	1	2	3	4	5	6	7	8	9	10	L1	L2
	1588		836	N/A	884	932	979	1026	1073	1120	1167	1214	1262	1309	N/A	N/A
		<i>Tight Seat / 60" Radius / Removable Upholstery</i>														
	1588-R	112	N/A	200	247	294	341	389	436	483	530	577	624	N/A	N/A	
		<i>Replacement Upholstery Covers</i>														
	30° BENCH WEDGE / FULLY UPHOLSTERED		Overall: 32"w 30"d 18"h Seat: 52"w 19.5"d 18"h			Arm: n/a Weight: 40 lbs.			COM: 1.75 yds. COL: n/a							
			COM	COL	1	2	3	4	5	6	7	8	9	10	L1	L2
	1589		793	N/A	820	856	891	926	962	997	1033	1068	1103	1139	N/A	N/A
		<i>Tight Seat / 30" Radius / Removable Upholstery</i>														
	1589-R	99	N/A	165	200	235	271	306	341	377	412	447	483	N/A	N/A	
		<i>Replacement Upholstery Covers</i>														
	45° BENCH WEDGE / FULLY UPHOLSTERED		Overall: 46.5"w 30"d 18"h Seat: 46.5"w 19.5"d 18"h			Arm: n/a Weight: 45 lbs.			COM: 2.5 yds. COL: n/a							
			COM	COL	1	2	3	4	5	6	7	8	9	10	L1	L2
	1590		1111	N/A	1157	1210	1263	1316	1369	1422	1475	1528	1581	1634	N/A	N/A
		<i>Tight Seat / 30" Radius / Removable Upholstery</i>														
	1590-R	128	N/A	227	280	333	386	439	492	545	598	651	704	N/A	N/A	
		<i>Replacement Upholstery Covers</i>														
	90° BENCH WEDGE / FULLY UPHOLSTERED		Overall: 51"w 33"d 18"h Seat: 51"w 19.5"d 18"h			Arm: n/a Weight: 50 lbs.			COM: 2.75 yds. COL: n/a							
			COM	COL	1	2	3	4	5	6	7	8	9	10	L1	L2
	1591		1211	N/A	1263	1322	1381	1440	1499	1558	1617	1676	1734	1793	N/A	N/A
		<i>Tight Seat / 6" Radius / Removable Upholstery</i>														
	1591-R	158	N/A	267	326	385	444	503	562	621	680	739	798	N/A	N/A	
		<i>Replacement Upholstery Covers</i>														

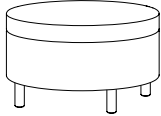
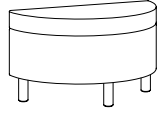
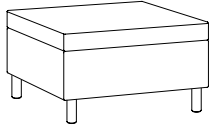
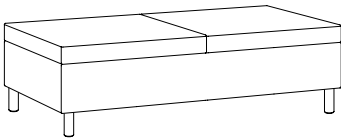
DESCRIPTION:

- Upholstery Frames: Plywood & Hardwood
- Seat: High Density Polyurethane Foam Over Sheet Webbing
- Upholstered Covers: Attached w/ Velcro / Removable For Maintenance
- Antimicrobial Moisture Barrier Fully Encapsulates All Foam Areas
- Ganging Straps Standard
- Brushed Aluminum Round Legs Standard / Removable For Maintenance
- Leather Upholstery Is Not Available
- Lifetime Warranty

OPTIONS:

(See Pages 208-211)

Feather Down & Polyester Pillows Available (See Page 5)

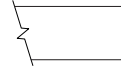
BENCHES		ITEM #:	SPECIFICATIONS GRADES LIST PRICES:												
ROUND BENCH / FULLY UPHOLSTERED 			Overall: 30" Diameter 18"h			Arm: n/a			COM: 2.5 yds.						
			Seat: 30"w 30"d 18"h			Weight: 30 lbs.			COL: n/a						
			COM	COL	1	2	3	4	5	6	7	8	9	10	L1
	1592	929	N/A	985	1038	1091	1144	1197	1250	1303	1356	1409	1462	N/A	N/A
		<i>Tight Seat / Removable Upholstery</i>													
	1592-R	102	N/A	202	255	308	361	414	467	520	573	626	679	N/A	N/A
		<i>Replacement Upholstery Covers</i>													
HALF-ROUND BENCH / FULLY UPHOLSTERED 			Overall: 30"w 15"d 18"h			Arm: n/a			COM: 1.75 yds.						
			Seat: 30"w 15"d 18"h			Weight: 20 lbs.			COL: n/a						
			COM	COL	1	2	3	4	5	6	7	8	9	10	L1
	1593	471	N/A	516	551	587	622	657	693	728	764	799	834	N/A	N/A
		<i>Tight Seat / 60" Radius / Removable Upholstery</i>													
	1593-R	99	N/A	164	200	235	270	306	341	376	412	447	483	N/A	N/A
		<i>Replacement Upholstery Covers</i>													
FREESTANDING BENCH / FULLY UPHOLSTERED 			Overall: 30"w 30"d 18"h			Arm: n/a			COM: 1.5 yds.						
			Seat: 30"w 30"d 18"h			Weight: 30 lbs.			COL: n/a						
			COM	COL	1	2	3	4	5	6	7	8	9	10	L1
	1594	860	N/A	1025	1131	1237	1343	1449	1555	1661	1767	1874	1980	N/A	N/A
		<i>Tight Seat / Removable Upholstery</i>													
	1594-R	101	N/A	155	184	213	243	272	302	331	361	390	420	N/A	N/A
		<i>Replacement Upholstery Covers</i>													
FREESTANDING BENCH / FULLY UPHOLSTERED 			Overall: 60"w 30"d 18"h			Arm: n/a			COM: 5.25 yds.						
			Seat: 60"w 30"d 18"h			Weight: 60 lbs.			COL: n/a						
			COM	COL	1	2	3	4	5	6	7	8	9	10	L1
	1595	1480	N/A	1635	1753	1871	1989	2107	2225	2342	2460	2578	2696	N/A	N/A
		<i>Tight Seat / Removable Upholstery</i>													
	1595-R	142	N/A	370	488	606	723	841	959	1077	1195	1313	1430	N/A	N/A
		<i>Replacement Upholstery Covers</i>													

DESCRIPTION:

- Upholstery Frames: Plywood & Hardwood
- Upholstered Covers: Attached w/ Velcro / Removable For Maintenance
- Antimicrobial Moisture Barrier Fully Encapsulates All Foam Areas
- Ganging Straps Standard
- Brushed Aluminum Round Legs Standard / Removable For Maintenance
- High Pressure Laminate Top - Self Edge
- Leather Upholstery Is Not Available
- Lifetime Warranty

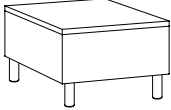
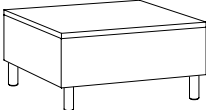
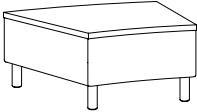
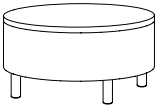
OPTIONS:

(See Pages 208-211)



Square Edge Profile Standard

TABLES

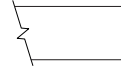
ITEM #:	SPECIFICATIONS GRADES LIST PRICES:													
STRAIGHT TABLE / FREESTANDING OR CONNECTING 	Overall: 30"w 22"d 16"h			Arm: n/a					COM: 1.25 yds.					
	Seat: n/a			Weight: 55 lbs.					COL: n/a					
	COM	COL	1	2	3	4	5	6	7	8	9	10	L1	L2
	152230-L	751	826	769	792	815	838	861	883	906	929	952	975	N/A
152230-C	High Pressure Laminate Face													
152230-C	1416	1558	1417	1440	1463	1486	1509	1532	1555	1578	1601	1624	N/A	N/A
152230-R	Solid Surface Face (Glacier White)													
152230-R	85	N/A	128	152	175	199	222	246	269	293	316	340	N/A	N/A
	Replacement Upholstery Covers													
STRAIGHT TABLE / FREESTANDING OR CONNECTING 	Overall: 30"w 30"d 16"h			Arm: n/a					COM: 1.25 yds.					
	Seat: n/a			Weight: 60 lbs.					COL: n/a					
	COM	COL	1	2	3	4	5	6	7	8	9	10	L1	L2
	153030-L	948	1043	959	982	1005	1028	1050	1073	1096	1119	1142	1165	N/A
153030-C	High Pressure Laminate Face													
153030-C	1760	1936	1757	1780	1803	1826	1849	1873	1896	1919	1942	1965	N/A	N/A
153030-R	Solid Surface Face (Glacier White)													
153030-R	95	N/A	137	160	184	207	231	255	278	302	325	349	N/A	N/A
	Replacement Upholstery Covers													
22.5° TABLE WEDGE / FREESTANDING OR CONNECTING 	Overall: 34"w 30"d 16"h			Arm: n/a					COM: 1.25 yds.					
	Seat: n/a			Weight: 65 lbs.					COL: n/a					
	COM	COL	1	2	3	4	5	6	7	8	9	10	L1	L2
	1522DG60-L	1036	1139	1043	1066	1089	1112	1134	1157	1180	1203	1226	1249	N/A
1522DG60-C	High Pressure Laminate Face / 60" Radius													
1522DG60-C	1990	2189	1992	2015	2038	2061	2084	2108	2131	2154	2177	2200	N/A	N/A
1522DG60-R	Solid Surface Face (Glacier White) / 60" Radius													
1522DG60-R	100	N/A	142	166	189	213	236	260	283	307	330	354	N/A	N/A
	Replacement Upholstery Covers													
ROUND COFFEE TABLE / FREESTANDING 	Overall: 30" Diameter 16"h			Arm: n/a					COM: 1.25 yds.					
	Seat: 18"h			Weight: 55 lbs.					COL: n/a					
	COM	COL	1	2	3	4	5	6	7	8	9	10	L1	L2
	1530D16-L	971	1068	981	1004	1027	1050	1073	1095	1118	1141	1164	1187	N/A
1530D16-C	High Pressure Laminate Face / Round													
1530D16-C	1954	2150	1953	1976	1999	2022	2045	2069	2092	2115	2138	2161	N/A	N/A
1530D16-R	Solid Surface Face (Glacier White) / Round													
1530D16-R	100	N/A	142	166	189	213	236	260	284	307	331	354	N/A	N/A
	Replacement Upholstery Covers													

DESCRIPTION:

- Upholstery Frames: Plywood & Hardwood
- Upholstered Covers: Attached w/ Velcro / Removable For Maintenance
- Antimicrobial Moisture Barrier Fully Encapsulates All Foam Areas
- Ganging Straps Standard
- Brushed Aluminum Round Legs Standard / Removable For Maintenance
- High Pressure Laminate Top - Self Edge
- Leather Upholstery Is Not Available
- Lifetime Warranty


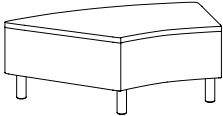
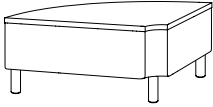
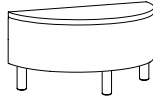
OPTIONS:

(See Pages 208-211)

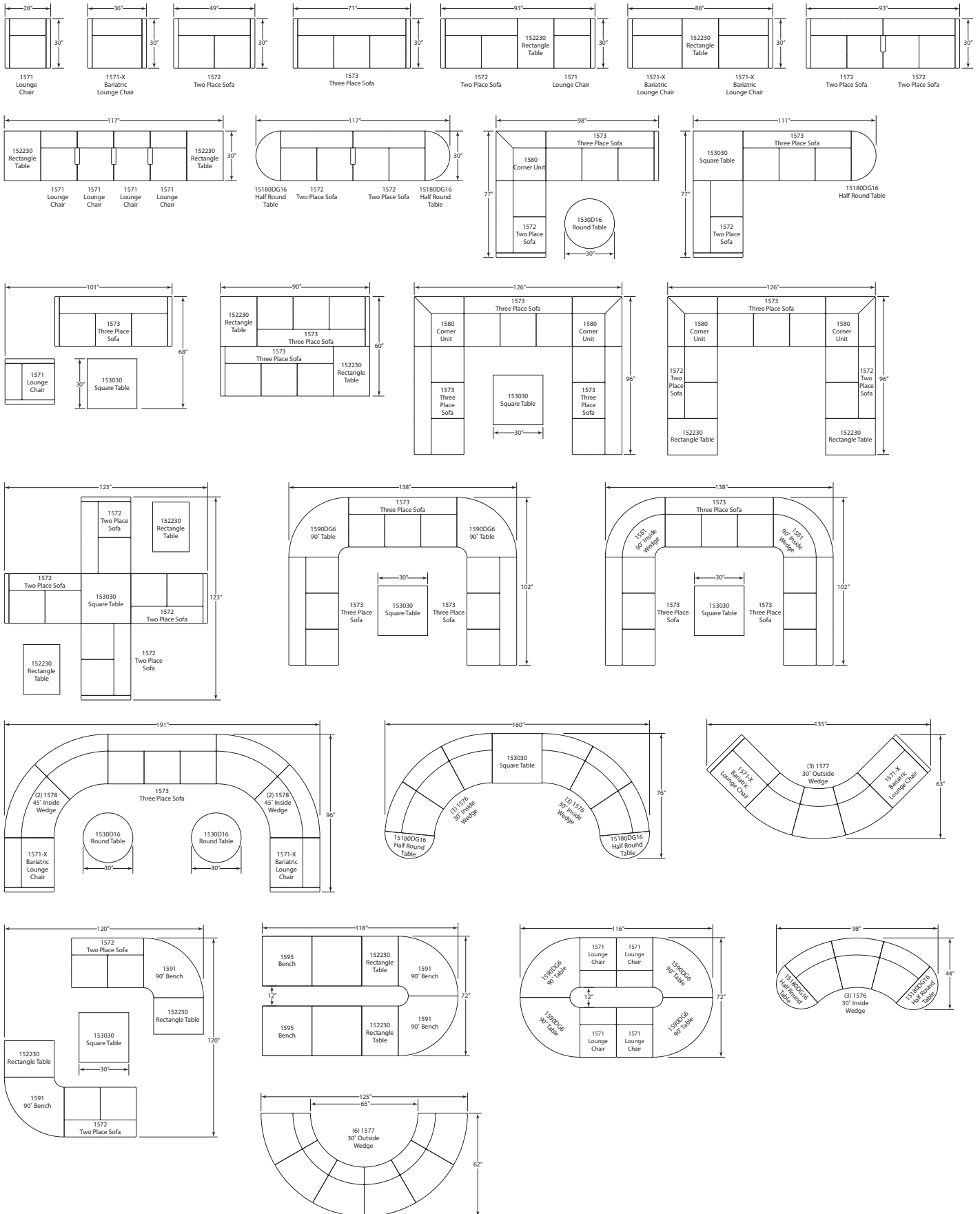


Square Edge Profile Standard


TABLES





ITEM #:		SPECIFICATIONS GRADES LIST PRICES:													
<p>STRAIGHT TABLE / FREESTANDING OR CONNECTING</p> 		Overall: 32"w 30"d 16"h			Arm: n/a			COM: 1.25 yds.							
		Seat: n/a			Weight: 60 lbs.			COL: n/a							
		COM	COL	1	2	3	4	5	6	7	8	9	10	L1	L2
	1530DG30-L	978	1076	987	1010	1033	1056	1079	1102	1125	1147	1170	1193	N/A	N/A
		<i>High Pressure Laminate Face / 30" Radius</i>													
	1530DG30-C	1847	2032	1848	1871	1894	1918	1941	1964	1987	2010	2033	2057	N/A	N/A
		<i>Solid Surface Face (Glacier White) / 30" Radius</i>													
	1530DG30-R	92	N/A	134	157	181	204	228	252	275	299	322	346	N/A	N/A
		<i>Replacement Upholstery Covers</i>													
<p>STRAIGHT TABLE / FREESTANDING OR CONNECTING</p> 		Overall: 46.5"w 30"d 16"h			Arm: n/a			COM: 1.25 yds.							
		Seat: n/a			Weight: 95 lbs.			COL: n/a							
		COM	COL	1	2	3	4	5	6	7	8	9	10	L1	L2
	1545DG30-L	1467	1613	1469	1492	1515	1538	1561	1584	1607	1630	1653	1676	N/A	N/A
		<i>High Pressure Laminate Face / 30" Radius</i>													
	1545DG30-C	2920	3211	2922	2945	2969	2992	3016	3039	3062	3086	3109	3132	N/A	N/A
		<i>Solid Surface Face (Glacier White) / 30" Radius</i>													
	1545DG30-R	133	N/A	173	196	220	243	267	290	314	338	361	385	N/A	N/A
		<i>Replacement Upholstery Covers</i>													
<p>22.5° TABLE WEDGE / FREESTANDING OR CONNECTING</p> 		Overall: 51"w 32"d 16"h			Arm: n/a			COM: 2 yds.							
		Seat: n/a			Weight: 110 lbs.			COL: n/a							
		COM	COL	1	2	3	4	5	6	7	8	9	10	L1	L2
	1590DG6-L	1461	1607	1468	1507	1547	1586	1626	1665	1705	1744	1784	1823	N/A	N/A
		<i>High Pressure Laminate Face / 6" Radius</i>													
	1590DG6-C	2605	2866	2608	2648	2688	2729	2769	2809	2850	2890	2930	2971	N/A	N/A
		<i>Solid Surface Face (Glacier White) / 6" Radius</i>													
	1590DG6-R	149	N/A	223	264	306	347	388	429	471	512	553	594	N/A	N/A
		<i>Replacement Upholstery Covers</i>													
<p>HALF ROUND COFFEE TABLE / FREESTANDING</p> 		Overall: 30"w 15"d 16"h			Arm: n/a			COM: 1 yd.							
		Seat: n/a			Weight: 40 lbs.			COL: n/a							
		COM	COL	1	2	3	4	5	6	7	8	9	10	L1	L2
	15180DG16-L	891	980	892	909	926	943	960	978	995	1012	1029	1046	N/A	N/A
		<i>High Pressure Laminate Face</i>													
	15180DG16-C	1161	1277	1163	1181	1198	1215	1233	1250	1267	1284	1302	1319	N/A	N/A
		<i>Solid Surface Face (Glacier White)</i>													
	15180DG16-R	90	N/A	156	192	227	262	298	333	368	404	439	474	N/A	N/A
		<i>Replacement Upholstery Covers</i>													

Configuration Examples



Configuration Examples



ARM CAPS	OPTION #:	SPECIFICATIONS LIST PRICES AVAILABILITY:													
<p>FULLY UPHOLSTERED ARM</p> 		<p>Overall: 2.5"w 30.5"d 18"h COM: 1.5 yds.</p>													
		COM	COL	1	2	3	4	5	6	7	8	9	10	L1	L2
	A1	184	N/A	232	263	292	323	353	383	414	444	475	505	N/A	N/A
	A1-R	57	N/A	116	146	177	208	239	270	300	332	362	394	N/A	N/A
		<p><i>Fully Upholstered Arm (Specify Fabric)</i></p> <p><i>Replacement Upholstery Covers</i></p> <p>Available: Facelift Serpentine Lounge Units</p>													
<p>UPHOLSTERED ARM / EXPOSED WOOD ARM CAP</p> 		<p>Overall: 2.5"w 30.5"d 18.5"h COM: 1.5 yds.</p>													
		COM	COL	1	2	3	4	5	6	7	8	9	10	L1	L2
	A1W	250	N/A	298	329	358	390	419	449	480	510	541	571	N/A	N/A
	A1W-R	57	N/A	116	146	177	208	239	270	300	332	362	394	N/A	N/A
		<p><i>Upholstered Arm / Exposed Wood Arm Cap (Specify Fabric & Finish)</i></p> <p><i>Replacement Upholstery Covers</i></p> <p>Available: Facelift Serpentine Lounge Units</p>													
<p>UPHOLSTERED ARM / CONTRASTING FABRIC / VINYL ARM CAP</p> 		<p>Overall: 2.5"w 30.5"d 18"h COM: 1.5 yds.</p>													
		COM	COL	1	2	3	4	5	6	7	8	9	10	L1	L2
	A1U	236	N/A	284	314	344	375	404	436	465	497	527	557	N/A	N/A
	A1U-R	57	N/A	116	146	177	208	239	270	300	332	362	394	N/A	N/A
		<p><i>Upholstered Arm / Contrasting Fabric / Vinyl Arm Cap (Specify Fabric & Vinyl)</i></p> <p><i>Replacement Upholstery Covers</i></p> <p>Available: Facelift Serpentine Lounge Units</p>													
<p>INTERIM UPHOLSTERED ARM / EXPOSED WOOD ARM CAP</p> 		<p>Overall: 3"w 13.5"d 6"h COM: .75 yds.</p>													
		COM	COL	1	2	3	4	5	6	7	8	9	10	L1	L2
	A2W	248	N/A	257	269	281	293	306	317	330	342	354	366	N/A	N/A
	A2W-R	46	N/A	68	81	93	105	118	130	143	155	167	180	N/A	N/A
		<p><i>Interim Upholstered Arm / Exposed Wood Arm Cap (Specify Fabric & Finish)</i></p> <p><i>Replacement Upholstery Covers</i></p> <p>Available: Facelift Serpentine Lounge & Wedge Units</p>													

ARM CAPS / TABLET ARMS	OPTION #:	SPECIFICATIONS LIST PRICES AVAILABILITY:														
		Overall: 3"w 13.5"d 6"h COM: .75 yds.														
		<table border="1"> <thead> <tr> <th>COM</th> <th>COL</th> <th>1</th> <th>2</th> <th>3</th> <th>4</th> <th>5</th> <th>6</th> <th>7</th> <th>8</th> <th>9</th> <th>10</th> <th>L1</th> <th>L2</th> </tr> </thead> </table>	COM	COL	1	2	3	4	5	6	7	8	9	10	L1	L2
	COM	COL	1	2	3	4	5	6	7	8	9	10	L1	L2		
A2U 211 N/A 219 232 244 256 268 281 292 305 316 329 N/A N/A <i>Interim Upholstered Arm / Contrasting Fabric / Vinyl Arm Cap (Specify Fabric & Vinyl)</i>																
	A2U-R 46 N/A 68 81 93 105 118 130 143 155 167 180 N/A N/A <i>Replacement Upholstery Covers</i>															
		Available: Facelift Serpentine Lounge & Wedge Units														
		Overall: 3.25"w 9.5"d 18"h COM: .75 yds.														
		<table border="1"> <thead> <tr> <th>COM</th> <th>COL</th> <th>1</th> <th>2</th> <th>3</th> <th>4</th> <th>5</th> <th>6</th> <th>7</th> <th>8</th> <th>9</th> <th>10</th> <th>L1</th> <th>L2</th> </tr> </thead> </table>	COM	COL	1	2	3	4	5	6	7	8	9	10	L1	L2
	COM	COL	1	2	3	4	5	6	7	8	9	10	L1	L2		
	A3 190 N/A 203 215 227 239 251 264 276 288 300 312 N/A N/A <i>Outside Upholstered Task Arm (Specify Fabric Or Vinyl)</i>															
	A4 150 N/A 163 175 188 201 213 225 237 249 261 273 N/A N/A <i>Inside Upholstered Task Arm (Specify Fabric Or Vinyl)</i>															
A5 \$176 <i>Outside Urethane Task Arm (Black)</i>																
A6 \$132 <i>Inside Urethane Task Arm (Black)</i>																
		Available: Facelift Serpentine Lounge & Wedge Units														
		Overall: 14.25" Diameter 22.5"h														
	PT \$370 (Pole & Black Laminate Tablet)															
	ST-1 \$424 (Pole & Veneer Tablet)															
	ST-2 \$551 (Pole & White Solid Surface Tablet)															
		Available: Facelift Serpentine Lounge & Wedge End Units														
 <p>Laminate Tablet Arm Shown w/ Cup Holder</p> <p>Veneer Tablet Arm Shown w/ Cup Holder</p> <p>Solid Surface Tablet Arm Shown w/ Cup Holder</p>		Overall: 14" Diameter .75"h														
	TA-L \$370 <i>Tablet Arm With 360° Rotation - High Pressure Laminate. (Specify Laminate / Specify Left Or Right Facing Arm Location)</i>															
	TA-V \$424 <i>Tablet Arm With 360° Rotation - Sunburst Cherry Veneer. (Specify Finish / Specify Left Or Right Facing Arm Location)</i>															
	TA-C \$551 <i>Tablet Arm With 360° Rotation - White Solid Surface. (Available In White Only / Specify Left Or Right Facing Arm Location)</i>															
	CH-1 \$88 <i>Black Plastic Cup Holder (Only Available If Used With Tablet Arm)</i>															
	CH-2 \$132 <i>Spun Aluminum Cup Holder (Only Available If Used With Tablet Arm)</i>															
		Available: Facelift Serpentine Lounge With Arms														

TABLET ARMS / LEGS	OPTION #:	SPECIFICATIONS LIST PRICES AVAILABILITY:
<p>FOLD DOWN TABLET ARM</p> 	<p>Overall: 14" Diameter .75"h</p> <hr/> <p>FDTA-L \$767 Tablet Arm With 360° Rotation - High Pressure Laminate. (Specify Laminate / Specify Left Or Right Facing Arm Location)</p> <p>FDTA-V \$799 Tablet Arm With 360° Rotation - Sunburst Cherry Veneer. (Specify Finish / Specify Left Or Right Facing Arm Location)</p> <p>FDTA-C \$948 Tablet Arm With 360° Rotation - White Solid Surface. (Available In White Only / Specify Left Or Right Facing Arm Location)</p> <p>Available: Facelift Serpentine Lounge With Arms</p>	
<p>DOUBLE ARTICULATING / SWIVEL TABLET ARM</p>	<p>Overall: 14" Diameter .75"h</p> <hr/> <p>ATA-L \$728 Tablet Arm With 360° Rotation - High Pressure Laminate. (Specify Laminate / Specify Left Or Right Facing Arm Location)</p> <p>ATA-V \$761 Tablet Arm With 360° Rotation - Sunburst Cherry Veneer. (Specify Finish / Specify Left Or Right Facing Arm Location)</p> <p>ATA-C \$916 Tablet Arm With 360° Rotation - White Solid Surface. (Available In White Only / Specify Left Or Right Facing Arm Location)</p> <p>CH-1 \$88 Black Plastic Cup Holder (Only Available If Used With Tablet Arm)</p> <p>CH-2 \$132 Spun Aluminum Cup Holder (Only Available If Used With Tablet Arm)</p> <p>Available: Facelift Serpentine Lounge With Arms</p>	
<p>BRUSHED ALUMINUM ROUND LEGS</p> 	<p>Overall: 2" Diameter 5"h</p> <hr/> <p>ARL Standard Leg On All Serpentine Units - No Charge (Brushed Aluminum Finish)</p> <p>Available: Facelift Serpentine Collection</p>	
<p>WOOD ROUND LEGS</p> 	<p>Overall: 1.75" Diameter 5"h</p> <hr/> <p>WR Deduct \$100 (Set Of 4) Wood Round Leg (Specify Finish)</p> <p>Available: Facelift Serpentine Collection</p>	

CASTERS / PUSH BAR / POWER / COVERS	OPTION #:	SPECIFICATIONS LIST PRICES AVAILABILITY:
<p>CASTERS</p> 	<p>Overall: 3"w 4"d 4"h</p> <hr/> <p>CS \$93 (Set Of 2) <i>Dual Wheel / Non-Locking Casters (Black Finish)</i></p> <p>CL \$105 (Set Of 2) <i>Dual Wheel / Locking Casters (Black Finish)</i></p> <p>Available: <i>Facelift Serpentine Lounge Units</i></p>	
<p>PUSH BAR</p> 	<p>Overall: 18.5"w 3.5"d 1"h</p> <hr/> <p>PB \$198 <i>(Black Finish)</i></p> <p>Available: <i>Facelift Serpentine Lounge Units</i></p>	
<p>VERTICAL / HORIZONTAL MOUNT MODULE</p> 	<p>Overall: 5.25"w 1.25"d 4.25"h</p> <hr/> <p>PM1 \$717 (1-Power / 1-USB 2 Port Simplex Charger Standard) <i>Vertical / Horizontal Mount Power Module. Price Varies By Socket. Contact Customer Service For Quote. (Additional Colors Available)</i></p> <p>Available: <i>Facelift Serpentine Collection</i></p>	
<p>CONTRASTING COVERS</p> 	<p>CC \$110</p> <p><i>NOTE: If Two Or More Upholsteries Or Leathers Are Used On Any Piece Of Furniture, Then A Contrast Charge Will Apply Per Order. When Using Trinity Upholstery, The Higher Priced Upholstery Grade Will Be Used In Pricing, Unless It's Trinity Leather With Fabric Contrast Welt, Or COM With Trinity Contrast Welt, Then Contact Customer Service For Pricing.</i></p> <p>Available: <i>Facelift Serpentine Collection</i></p>	