

# Luci Guci

---

LOUNGE / EXECUTIVE / GUEST

Effective: March 1, 2025

T R I N I T Y

**Date:**

**Page:**

**Modification:**

**Description:**




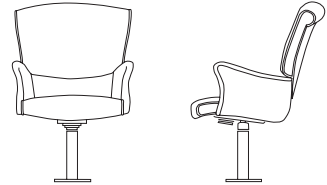
---

**DESCRIPTION:**

- Upholstery Frames: Plywood & Hardwood
- Seat / Back: High Density Polyurethane Foam
- Upholstered Arms: High Density Polyurethane Foam Over Plywood & Hardwood
- Open Arm: Black Urethane Molded Over A Steel Armature  
(All Arms Are Attached & Reinforced w/ Steel)
- Built-in Upholstered Lumbar
- Black Arched Resin Base Standard
- 10 Year Warranty

**OPTIONS:**

Specify Exposed Wood Finish (See Page 6)  
Base & Caster Options Available (See Luci Guci Options Pages)


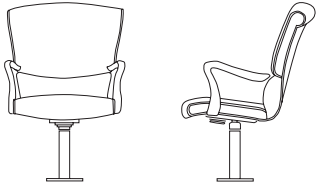
EXECUTIVE		ITEM #:	SPECIFICATIONS   GRADES   LIST PRICES:													
<b>HIGH BACK CHAIR / FULLY UPHOLSTERED ARM</b>			<b>Overall:</b> 26"w 30"d 43"-46"h			<b>Arm:</b> 25.5"-28.5"h			<b>COM:</b> 3.25 yds.							
			<b>Seat:</b> 22.5"w 18.5"d 17.5"-20.5"h			<b>Weight:</b> 65 lbs.			<b>COL:</b> 59 sq.ft.							
			<b>COM</b>	<b>COL</b>	<b>1</b>	<b>2</b>	<b>3</b>	<b>4</b>	<b>5</b>	<b>6</b>	<b>7</b>	<b>8</b>	<b>9</b>	<b>10</b>	<b>L1</b>	<b>L2</b>
		<b>831-2</b>	1406	1546	1497	1582	1666	1750	1834	1918	2002	2086	2170	2255	2388	2691
		<i>Tilt Swivel w/ Lock / Pneumatic Seat Height Adjustment / 350 lb. Weight Capacity</i>														
		<b>831-4</b>	1459	1605	1548	1632	1716	1800	1884	1969	2053	2137	2221	2305	2438	2741
		<i>Knee Tilt Swivel w/ Infinite Lock / Pneumatic Seat Height Adjustment / 350 lb. Weight Capacity</i>														
<b>HIGH BACK CHAIR / URETHANE OPEN ARM</b>			<b>Overall:</b> 26"w 30"d 43"-46"h			<b>Arm:</b> 25.5"-28.5"h			<b>COM:</b> 2.5 yds.							
			<b>Seat:</b> 22.5"w 18.5"d 17.5"-20.5"h			<b>Weight:</b> 65 lbs.			<b>COL:</b> 45 sq.ft.							
			<b>COM</b>	<b>COL</b>	<b>1</b>	<b>2</b>	<b>3</b>	<b>4</b>	<b>5</b>	<b>6</b>	<b>7</b>	<b>8</b>	<b>9</b>	<b>10</b>	<b>L1</b>	<b>L2</b>
		<b>832-2</b>	1236	1360	1295	1358	1421	1484	1547	1611	1674	1737	1800	1863	1966	2193
		<i>Tilt Swivel w/ Lock / Pneumatic Seat Height Adjustment / 350 lb. Weight Capacity</i>														
		<b>832-4</b>	1302	1432	1357	1420	1483	1546	1609	1672	1735	1798	1862	1925	2028	2255
		<i>Knee Tilt Swivel w/ Infinite Lock / Pneumatic Seat Height Adjustment / 350 lb. Weight Capacity</i>														
<b>LOW BACK CHAIR / FULLY UPHOLSTERED ARM</b>			<b>Overall:</b> 26"w 29"d 38"-41"h			<b>Arm:</b> 25.5"-28.5"h			<b>COM:</b> 3.25 yds.							
			<b>Seat:</b> 22.5"w 18.5"d 17.5"-20.5"h			<b>Weight:</b> 60 lbs.			<b>COL:</b> 59 sq.ft.							
			<b>COM</b>	<b>COL</b>	<b>1</b>	<b>2</b>	<b>3</b>	<b>4</b>	<b>5</b>	<b>6</b>	<b>7</b>	<b>8</b>	<b>9</b>	<b>10</b>	<b>L1</b>	<b>L2</b>
		<b>841-2</b>	1349	1483	1443	1527	1611	1696	1780	1864	1948	2032	2116	2200	2329	2632
		<i>Tilt Swivel w/ Lock / Pneumatic Seat Height Adjustment / 350 lb. Weight Capacity</i>														
		<b>841-4</b>	1402	1542	1494	1578	1662	1746	1830	1914	1998	2083	2167	2251	2380	2683
		<i>Knee Tilt Swivel w/ Infinite Lock / Pneumatic Seat Height Adjustment / 350 lb. Weight Capacity</i>														
<b>LOW BACK JURY CHAIR / FULLY UPHOLSTERED ARM</b>			<b>Overall:</b> 26"w 29"d 38"-41"h			<b>Arm:</b> 25.5"-28.5"h			<b>COM:</b> 3.25 yds.							
			<b>Seat:</b> 22.5"w 18.5"d 17.5"-20.5"h			<b>Weight:</b> 60 lbs.			<b>COL:</b> 59 sq.ft.							
			<b>COM</b>	<b>COL</b>	<b>1</b>	<b>2</b>	<b>3</b>	<b>4</b>	<b>5</b>	<b>6</b>	<b>7</b>	<b>8</b>	<b>9</b>	<b>10</b>	<b>L1</b>	<b>L2</b>
		<b>841-5</b>	1550	1705	1634	1718	1802	1886	1970	2055	2139	2223	2307	2391	2520	2823
		<i>Jury Base / Pneumatic Seat Height Adjustment / Self-Centering 360° Rotation / 350 lb. Weight Capacity</i>														

**DESCRIPTION:**

- Upholstery Frames: Plywood & Hardwood
- Seat / Back: High Density Polyurethane Foam
- Upholstered Arms: High Density Polyurethane Foam Over Plywood & Hardwood
- Exposed Wood Arm Cap: Solid Maple / Lacquered Finish
- Open Arm: Black Urethane Molded Over A Steel Armature (All Arms Are Attached & Reinforced w/ Steel)
- Black Arched Resin Base Standard
- 10 Year Warranty

**OPTIONS:**

Specify Exposed Wood Finish (See Page 6)  
 Base & Caster Options Available (See See Luci Guci Options Pages)

EXECUTIVE	ITEM #:	SPECIFICATIONS   GRADES   LIST PRICES:																																																																									
<p data-bbox="89 443 570 483"><b>LOW BACK CHAIR / URETHANE OPEN ARM</b></p> 		<i>Overall: 26"w 29"d 38"-41"h</i>	<i>Arm: 25.5"-28.5"h</i>	<i>COM: 2.5 yds.</i>																																																																							
		<i>Seat: 22.5"w 18.5"d 17.5"-20.5"h</i>	<i>Weight: 60 lbs.</i>	<i>COL: 45 sq.ft.</i>																																																																							
		<table border="1"> <thead> <tr> <th>COM</th> <th>COL</th> <th>1</th> <th>2</th> <th>3</th> <th>4</th> <th>5</th> <th>6</th> <th>7</th> <th>8</th> <th>9</th> <th>10</th> <th>L1</th> <th>L2</th> </tr> </thead> <tbody> <tr> <td>842-2</td> <td>1194</td> <td>1314</td> <td>1255</td> <td>1318</td> <td>1381</td> <td>1444</td> <td>1508</td> <td>1571</td> <td>1634</td> <td>1697</td> <td>1760</td> <td>1823</td> <td>1923</td> <td>2150</td> </tr> <tr> <td colspan="15"><i>Tilt Swivel w/ Lock / Pneumatic Seat Height Adjustment / 350 lb. Weight Capacity</i></td> </tr> <tr> <td>842-4</td> <td>1253</td> <td>1379</td> <td>1311</td> <td>1374</td> <td>1437</td> <td>1501</td> <td>1564</td> <td>1627</td> <td>1690</td> <td>1753</td> <td>1816</td> <td>1879</td> <td>1979</td> <td>2206</td> </tr> <tr> <td colspan="15"><i>Knee Tilt Swivel w/ Infinite Lock / Pneumatic Seat Height Adjustment / 350 lb. Weight Capacity</i></td> </tr> </tbody> </table>	COM	COL	1	2	3	4	5	6	7	8	9	10	L1	L2	842-2	1194	1314	1255	1318	1381	1444	1508	1571	1634	1697	1760	1823	1923	2150	<i>Tilt Swivel w/ Lock / Pneumatic Seat Height Adjustment / 350 lb. Weight Capacity</i>															842-4	1253	1379	1311	1374	1437	1501	1564	1627	1690	1753	1816	1879	1979	2206	<i>Knee Tilt Swivel w/ Infinite Lock / Pneumatic Seat Height Adjustment / 350 lb. Weight Capacity</i>													
COM	COL	1	2	3	4	5	6	7	8	9	10	L1	L2																																																														
842-2	1194	1314	1255	1318	1381	1444	1508	1571	1634	1697	1760	1823	1923	2150																																																													
<i>Tilt Swivel w/ Lock / Pneumatic Seat Height Adjustment / 350 lb. Weight Capacity</i>																																																																											
842-4	1253	1379	1311	1374	1437	1501	1564	1627	1690	1753	1816	1879	1979	2206																																																													
<i>Knee Tilt Swivel w/ Infinite Lock / Pneumatic Seat Height Adjustment / 350 lb. Weight Capacity</i>																																																																											
<p data-bbox="89 835 570 875"><b>LOW BACK JURY CHAIR / URETHANE OPEN ARM</b></p> 		<i>Overall: 26"w 29"d 38"-41"h</i>	<i>Arm: 25.5"-28.5"h</i>	<i>COM: 2.5 yds.</i>																																																																							
		<i>Seat: 22.5"w 18.5"d 17.5"-20.5"h</i>	<i>Weight: 60 lbs.</i>	<i>COL: 45 sq.ft.</i>																																																																							
		<table border="1"> <thead> <tr> <th>COM</th> <th>COL</th> <th>1</th> <th>2</th> <th>3</th> <th>4</th> <th>5</th> <th>6</th> <th>7</th> <th>8</th> <th>9</th> <th>10</th> <th>L1</th> <th>L2</th> </tr> </thead> <tbody> <tr> <td>842-5</td> <td>1396</td> <td>1535</td> <td>1446</td> <td>1509</td> <td>1572</td> <td>1635</td> <td>1698</td> <td>1761</td> <td>1824</td> <td>1887</td> <td>1951</td> <td>2014</td> <td>2113</td> <td>2340</td> </tr> <tr> <td colspan="15"><i>Jury Base / Pneumatic Seat Height Adjustment / Self-Centering 360° Rotation / 350 lb. Weight Capacity</i></td> </tr> </tbody> </table>	COM	COL	1	2	3	4	5	6	7	8	9	10	L1	L2	842-5	1396	1535	1446	1509	1572	1635	1698	1761	1824	1887	1951	2014	2113	2340	<i>Jury Base / Pneumatic Seat Height Adjustment / Self-Centering 360° Rotation / 350 lb. Weight Capacity</i>																																											
COM	COL	1	2	3	4	5	6	7	8	9	10	L1	L2																																																														
842-5	1396	1535	1446	1509	1572	1635	1698	1761	1824	1887	1951	2014	2113	2340																																																													
<i>Jury Base / Pneumatic Seat Height Adjustment / Self-Centering 360° Rotation / 350 lb. Weight Capacity</i>																																																																											







**DESCRIPTION:**

- Upholstery Frames: Plywood & Hardwood
- Seat: High Density Polyurethane Foam Over Sheet Webbing
- Back: High Density Polyurethane Foam Over Polypropylene Webbing (#854)
- Exposed Wood Arms: Solid Maple / Lacquered Finish  
(All Arms Are Attached & Reinforced w/ Steel)
- 10 Year Warranty

**OPTIONS:**

- ST-1 Wooden Horizontal Stretchers (Guest Chairs Only).....\$97
- BR-1 Wooden Horizontal Book Rack (Guest Chairs Only).....\$218
- SGS Soft Ganging Straps .....\$34 Per Seat
- D800-6 Single Stacking Cart (Stacks 6 Chairs).....\$960 Each
- D800-12 Double Stacing Cart (Stacks 12 Chairs).....\$1268 Each

Specify Exposed Wood Finish (See Page 6)  
Optional Custom Engraving Back Designs Available (Contact Factory)

GUEST / STACKING		ITEM #:	SPECIFICATIONS   GRADES   LIST PRICES:													
<b>STACKING OPEN ARM SIDE CHAIR / HORIZONTAL DESIGN SLAT BACK</b>			<i>Overall: 21.5"w 23"d 31.5"h</i>			<i>Arm: 25.5"h</i>			<i>COM: 1.25 yds.</i>							
			<i>Seat: 19"w 18.5"d 18"h</i>			<i>Weight: 25 lbs.</i>			<i>COL: 20 sq.ft.</i>							
 			<b>COM</b>	<b>COL</b>	<b>1</b>	<b>2</b>	<b>3</b>	<b>4</b>	<b>5</b>	<b>6</b>	<b>7</b>	<b>8</b>	<b>9</b>	<b>10</b>	<b>L1</b>	<b>L2</b>
855-P		<b>855-P</b>	795	874	807	835	864	892	920	948	976	1004	1032	1060	1063	1153
			<i>Fully Upholstered Plain Seat / 350 lb. Weight Capacity</i>													
855-T		<b>855-T</b>	812	893	824	852	880	908	936	964	992	1020	1048	1076	1083	1172
			<i>Fully Upholstered Seat / Diagonally Sewn Buttonless Tufting / 350 lb. Weight Capacity</i>													
<b>STACKING OPEN ARM SIDE CHAIR / VERTICAL DESIGN SLAT BACK</b>			<i>Overall: 21.5"w 23"d 31.5"h</i>			<i>Arm: 25.5"h</i>			<i>COM: 1.25 yds.</i>							
			<i>Seat: 19"w 18.5"d 18"h</i>			<i>Weight: 25 lbs.</i>			<i>COL: 20 sq.ft.</i>							
 			<b>COM</b>	<b>COL</b>	<b>1</b>	<b>2</b>	<b>3</b>	<b>4</b>	<b>5</b>	<b>6</b>	<b>7</b>	<b>8</b>	<b>9</b>	<b>10</b>	<b>L1</b>	<b>L2</b>
856-P		<b>856-P</b>	795	874	807	835	864	892	920	948	976	1004	1032	1060	1063	1153
			<i>Fully Upholstered Plain Seat / 350 lb. Weight Capacity</i>													
856-T		<b>856-T</b>	812	893	824	852	880	908	936	964	992	1020	1048	1076	1083	1172
			<i>Fully Upholstered Seat / Diagonally Sewn Buttonless Tufting / 350 lb. Weight Capacity</i>													
<b>STACKING OPEN ARM SIDE CHAIR / WHEAT DESIGN SLAT BACK</b>			<i>Overall: 21.5"w 23"d 31.5"h</i>			<i>Arm: 25.5"h</i>			<i>COM: 1.25 yds.</i>							
			<i>Seat: 19"w 18.5"d 18"h</i>			<i>Weight: 25 lbs.</i>			<i>COL: 20 sq.ft.</i>							
 			<b>COM</b>	<b>COL</b>	<b>1</b>	<b>2</b>	<b>3</b>	<b>4</b>	<b>5</b>	<b>6</b>	<b>7</b>	<b>8</b>	<b>9</b>	<b>10</b>	<b>L1</b>	<b>L2</b>
857-P		<b>857-P</b>	795	874	807	835	864	892	920	948	976	1004	1032	1060	1063	1153
			<i>Fully Upholstered Plain Seat</i>													
857-T		<b>857-T</b>	812	893	824	852	880	908	936	964	992	1020	1048	1076	1083	1172
			<i>Fully Upholstered Seat / Diagonally Sewn Buttonless Tufting / 350 lb. Weight Capacity</i>													





**DESCRIPTION:**

- Upholstery Frames: Plywood & Hardwood
- Seat: High Density Polyurethane Foam Over Sheet Webbing
- Back: High Density Polyurethane Foam Over Polypropylene Webbing (#859)
- Exposed Wood Arms: Solid Maple / Lacquered Finish  
(All Arms Are Attached & Reinforced w/ Steel)
- 10 Year Warranty









**OPTIONS:**

- SGS Soft Ganging Straps .....\$34 Per Seat
- D800-6 Single Stacking Cart (Stacks 6 Chairs).....\$960 Each
- D800-12 Double Stacing Cart (Stacks 12 Chairs).....\$1268 Each

Specify Exposed Wood Finish (See Page 6)  
Optional Custom Engraving Back Designs Available (Contact Factory)

GUEST / STACKING		ITEM #:	SPECIFICATIONS   GRADES   LIST PRICES:													
<b>STACKING OPEN ARM SIDE CHAIR / PLAIN SLAT BACK</b>			<b>Overall:</b> 21.5"w 23"d 31.5"h			<b>Arm:</b> 25.5"h			<b>COM:</b> 1.5 yds.							
			<b>Seat:</b> 19"w 18.5"d 18"h			<b>Weight:</b> 25 lbs.			<b>COL:</b> 24 sq.ft.							
 858-P  858-T			<b>COM</b>	<b>COL</b>	<b>1</b>	<b>2</b>	<b>3</b>	<b>4</b>	<b>5</b>	<b>6</b>	<b>7</b>	<b>8</b>	<b>9</b>	<b>10</b>	<b>L1</b>	<b>L2</b>
		<b>858-P</b>	821	903	847	882	917	952	987	1022	1057	1092	1127	1162	1164	1276
			<i>Fully Upholstered Plain Seat / 350 lb. Weight Capacity</i>													
		<b>858-T</b>	835	918	859	894	929	964	999	1034	1069	1104	1139	1175	1179	1291
			<i>Fully Upholstered Seat / Diagonally Sewn Buttonless Tufting / 350 lb. Weight Capacity</i>													
<b>STACKING OPEN ARM SIDE CHAIR / FULLY UPHOLSTERED BACK</b>			<b>Overall:</b> 21.5"w 23"d 31.5"h			<b>Arm:</b> 25.5"h			<b>COM:</b> 1.75 yds.							
			<b>Seat:</b> 19"w 18.5"d 18"h			<b>Weight:</b> 25 lbs.			<b>COL:</b> 28 sq.ft.							
 859-P  859-T			<b>COM</b>	<b>COL</b>	<b>1</b>	<b>2</b>	<b>3</b>	<b>4</b>	<b>5</b>	<b>6</b>	<b>7</b>	<b>8</b>	<b>9</b>	<b>10</b>	<b>L1</b>	<b>L2</b>
		<b>859-P</b>	759	835	802	844	886	928	970	1012	1054	1096	1138	1180	1236	1387
			<i>Fully Upholstered Plain Seat / 350 lb. Weight Capacity</i>													
		<b>859-T</b>	777	854	818	860	902	944	987	1029	1071	1113	1155	1197	1255	1407
			<i>Fully Upholstered Seat / Diagonally Sewn Buttonless Tufting / 350 lb. Weight Capacity</i>													

BASES	OPTION #: SPECIFICATIONS   LIST PRICES   AVAILABILITY:								
<p>TRANSITIONAL WOOD BASE</p>  <p>TWB</p>	<p><b>Overall:</b> 25"w 25"d 5.5"h</p> <hr/> <p><b>\$237</b> Solid Hardwood Cap, Steel Reinforced 5 Prong Base With 55mm Black Dual Wheel Casters.</p> <p>OPTIONS:</p> <table border="0"> <tr> <td>C1 Carpet Caster - 2" Metal Balls</td> <td>\$200 (Set Of 5)</td> </tr> <tr> <td>C2 Antique Bronze Hooded Caster - 2" Rubber Ball</td> <td>\$152 (Set Of 5)</td> </tr> <tr> <td>C3 Brass Hooded Black Caster - 2" Dual Wheels</td> <td>\$95 (Set Of 5)</td> </tr> </table> <p><b>Available:</b> <i>Luci Guci Executive Seating</i></p>	C1 Carpet Caster - 2" Metal Balls	\$200 (Set Of 5)	C2 Antique Bronze Hooded Caster - 2" Rubber Ball	\$152 (Set Of 5)	C3 Brass Hooded Black Caster - 2" Dual Wheels	\$95 (Set Of 5)		
C1 Carpet Caster - 2" Metal Balls	\$200 (Set Of 5)								
C2 Antique Bronze Hooded Caster - 2" Rubber Ball	\$152 (Set Of 5)								
C3 Brass Hooded Black Caster - 2" Dual Wheels	\$95 (Set Of 5)								
<p>CLASSIC WOOD BASE</p>  <p>CWB</p>	<p><b>Overall:</b> 28"w 28"d 5"h</p> <hr/> <p><b>\$237</b> Solid Hardwood Cap, Steel Reinforced 5 Prong Base With 55mm Black Dual Wheel Casters.</p> <p>OPTIONS:</p> <table border="0"> <tr> <td>C1 Carpet Caster - 2" Metal Balls</td> <td>\$200 (Set Of 5)</td> </tr> <tr> <td>C2 Antique Bronze Hooded Caster - 2" Rubber Ball</td> <td>\$152 (Set Of 5)</td> </tr> <tr> <td>C3 Brass Hooded Black Caster - 2" Dual Wheels</td> <td>\$95 (Set Of 5)</td> </tr> <tr> <td>SP Brass Scuff Plates</td> <td>\$121 (Set Of 5)</td> </tr> </table> <p><b>Available:</b> <i>Luci Guci Executive Seating</i></p>	C1 Carpet Caster - 2" Metal Balls	\$200 (Set Of 5)	C2 Antique Bronze Hooded Caster - 2" Rubber Ball	\$152 (Set Of 5)	C3 Brass Hooded Black Caster - 2" Dual Wheels	\$95 (Set Of 5)	SP Brass Scuff Plates	\$121 (Set Of 5)
C1 Carpet Caster - 2" Metal Balls	\$200 (Set Of 5)								
C2 Antique Bronze Hooded Caster - 2" Rubber Ball	\$152 (Set Of 5)								
C3 Brass Hooded Black Caster - 2" Dual Wheels	\$95 (Set Of 5)								
SP Brass Scuff Plates	\$121 (Set Of 5)								
<p>ARCHED RESIN BASE</p>  <p>ARB</p>	<p><b>Overall:</b> 27"w 27"d 6.25"h</p> <hr/> <p>Standard - No Charge Black Reinforced Nylon 5 Prong Base With 55mm Black Dual Wheel Casters.</p> <p>OPTIONS:</p> <table border="0"> <tr> <td>C4 Black Sculptured Glides</td> <td>No Upcharge (Set Of 5)</td> </tr> </table> <p><b>Available:</b> <i>Luci Guci Executive Seating</i></p>	C4 Black Sculptured Glides	No Upcharge (Set Of 5)						
C4 Black Sculptured Glides	No Upcharge (Set Of 5)								
<p>POLISHED ALUMINUM BASE</p>  <p>PAB</p>	<p><b>Overall:</b> 26"w 26"d 8"h</p> <hr/> <p><b>\$120</b> Polished Aluminum 5 Prong Base With 55mm Black Dual Wheel Casters</p> <p>OPTIONS:</p> <table border="0"> <tr> <td>C4 Black Sculptured Glides</td> <td>No Upcharge (Set Of 5)</td> </tr> <tr> <td>C5 Polished Aluminum Hooded Casters</td> <td>\$105 (Set Of 5)</td> </tr> </table> <p><b>Available:</b> <i>Luci Guci Executive Seating</i></p>	C4 Black Sculptured Glides	No Upcharge (Set Of 5)	C5 Polished Aluminum Hooded Casters	\$105 (Set Of 5)				
C4 Black Sculptured Glides	No Upcharge (Set Of 5)								
C5 Polished Aluminum Hooded Casters	\$105 (Set Of 5)								

BASES / CASTERS / SCUFF PLATES	OPTION #:	SPECIFICATIONS   LIST PRICES   AVAILABILITY:
<p><b>HIGH PROFILE BASE</b></p> 	<p><b>HPB</b></p>	<p><b>Overall:</b> 26"w 26"d 8"h</p> <hr/> <p>No Charge  <i>Black Reinforced Nylon 5 Prong Base With 55mm Black Dual Wheel Casters</i></p> <p><b>Available:</b> <i>Luci Guci Executive Seating</i></p>
<p><b>JURY BASE</b></p> 	<p><b>JRB</b></p>	<p><b>Overall:</b> 8.5" Diameter 3.75"h</p> <hr/> <p>\$200  <i>360° Rotation, Self Centering With Pneumatic Height Adjustment</i></p> <p>OPTIONS:      No Rotation</p> <p><b>Available:</b> <i>Luci Guci Executive Seating</i></p>
<p><b>CASTERS</b></p> <div style="display: flex; flex-wrap: wrap;"> <div style="width: 50%; text-align: center;">  <p>(C1) Carpet Caster - 2" Metal Balls</p> </div> <div style="width: 50%; text-align: center;">  <p>(C2) Antique Bronze Hooded Caster - 2" Rubber Ball</p> </div> <div style="width: 50%; text-align: center;">  <p>(C3) Brass Hooded Black Caster - 2" Dual Wheels</p> </div> <div style="width: 50%; text-align: center;">  <p>(C4) Black Sculptured Glide - 2" Flat Bottom Glide</p> </div> <div style="width: 50%; text-align: center;">  <p>(C5) Polished Aluminum Caster - 2" Dual Wheels</p> </div> </div>	<p><b>C1</b></p> <p><b>C2</b></p> <p><b>C3</b></p> <p><b>C4</b></p> <p><b>C5</b></p>	<p><b>Overall:</b> 2"h</p> <hr/> <p>\$200 (Set Of 5)  <i>Carpet Caster - 2" Metal Balls - Antique Windsor (Additional Finishes Available)</i></p> <p>\$152 (Set Of 5)  <i>Antique Bronze Hooded Caster - 2" Rubber Ball (Additional Finishes Available)</i></p> <p>\$95 (Set Of 5)  <i>Brass Hooded Black Caster - 2" Dual Wheels (Additional Finishes Available)</i></p> <p>No Charge (Set Of 5)  <i>Black Sculptured Glide - 2" Flat Bottom Glide</i></p> <p>\$105 (Set Of 5)  <i>Polished Aluminum Hooded Caster - 2" Dual Wheels</i></p> <p><b>Available:</b> <i>Luci Guci Executive Seating</i></p>
<p><b>SCUFF PLATES</b></p> 	<p><b>SP</b></p>	<p><b>Overall:</b> 1"w 4"d</p> <hr/> <p>\$121 (Set Of 5)  <i>(Specify Brass Or Pewter)</i></p> <p><b>Available:</b> <i>Classic Base Only</i></p>

GANGING / ENGRAVING	OPTION #:	SPECIFICATIONS   LIST PRICES   AVAILABILITY:
<p><b>SOFT GANGING</b></p> 	<p><b>SGS</b></p> <p>\$34 Per Seat  <i>Black Velcro Soft Ganging Straps</i></p> <p><i>Available: Luci Guci Stacking Chairs</i></p>	
<p><b>CUSTOM ENGRAVING BACK DESIGNS</b></p> 	<p><b>CEB</b></p> <p>CALL FOR PRICING  <i>Custom Engraving Back Designs</i></p> <p><i>Available: Luci Guci Guest / Stacking Chairs</i></p>	

STRETCHERS / BOOK RACK / STACKING / COVERS	OPTION #:	SPECIFICATIONS   LIST PRICES   AVAILABILITY:
<p><b>STRETCHERS</b></p> 	<p><b>ST-1</b></p> <p><i>Overall: 23"w 25"d 1"h</i></p> <p>\$97 <i>Wooden Horizontal Stretchers</i></p> <p><i>Available: Luci Guci Guest Chairs</i></p>	
<p><b>BOOK RACK</b></p> 	<p><b>BR-1</b></p> <p><i>Overall: 23"w 25"d 1"h</i></p> <p>\$218 <i>Wooden Horizontal Book Rack</i></p> <p><i>Available: Luci Guci Guest Chairs</i></p>	
<p><b>STACKING CARTS</b></p>  <p>Single Stacking</p> <p>Double Stacking</p>	<p><i>Overall: 26"w 37"d 12"h (Single Stacking Cart) / 37"w 50"d 12"h (Double Stacking Cart)</i></p> <p><b>D800-6</b></p> <p>\$960 <i>Single Stacking Cart (Stacks 6 Chairs)</i></p> <p><b>D800-12</b></p> <p>\$1268 <i>Double Stacking Cart (Stacks 12 Chairs)</i></p> <p><i>Available: Luci Guci Stacking Chairs</i></p>	
<p><b>CONTRASTING COVERS</b></p> 	<p><i>Overall: n/a</i></p> <p><b>CC</b></p> <p>\$129</p> <p><i>NOTE: If Two Or More Upholsteries Or Leathers Are Used On Any Piece Of Furniture, Then A Contrast Charge Will Apply Per Order. When Using Trinity Upholstery, The Higher Priced Upholstery Grade Will Be Used In Pricing, Unless It's Trinity Leather With Fabric Contrast Welt, Or COM With Trinity Contrast Welt, Then Contact Customer Service For Pricing.</i></p> <p><i>Available: Luci Guci Collection</i></p>	