

Quads

LOUNGE SEATING

Effective: March 1, 2025

T R I N I T Y

Date:

Page:

Modification:

Description:



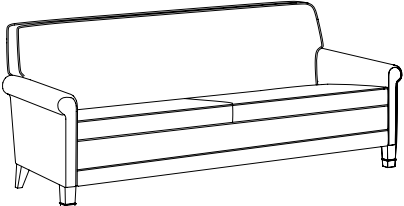
DESCRIPTION:

- Upholstery Frames: Hardwood & Plywood
- Seat: High Density Polyurethane Foam Over Sheet Webbing
- Back: High Density Polyurethane Foam Over Sinuous Wire Springs
- Loose Cushions: High Density Polydacron
- Leather / Vinyl Cushions Are Not Reversible
- Integral Exposed Wood Legs: Solid Maple
- 10 Year Warranty

OPTIONS:

- ARL Brushed Aluminum Round Legs (Set Of 4).....\$353
- PM1 Power/Data Module (1-Power / 1-USB 2 Port Simplex Charger)\$859
(Additional Power/Data Modules Available - See Quads Options)

Feather Down & Polyester Pillows Available (See Page 5)
Specify Exposed Wood Finish (See Page 6)
Tablet Arm / Cup Holder Options (See Quads Options Pages)

Q1 LOUNGE		ITEM #:	SPECIFICATIONS GRADES LIST PRICES:													
	LOUNGE CHAIR		Overall: 32"w 31"d 33"h			Arm: 23"h			COM: 5 yds. (861-P) / 5.25 yds. (861-C)							
			Seat: 22.5"w 20.5"d 18"h			Weight: 76 lbs.			COL: 90 sq.ft. (861-P) / 95 sq.ft. (861-C)							
			COM	COL	1	2	3	4	5	6	7	8	9	10	L1	L2
	861-P	1541	1696	1724	1857	1990	2123	2256	2390	2523	2656	2789	2922	3095	3575	
		<i>Tight Seat / Tight Back / 500 lb. Weight Capacity</i>														
	861-C	1572	1729	1767	1907	2047	2187	2327	2468	2608	2748	2888	3028	3207	3712	
		<i>Reversible Loose Seat Cushion (Fabric Only) / Tight Back / 500 lb. Weight Capacity</i>														
	TWO PLACE SOFA		Overall: 55.5"w 31"d 33"h			Arm: 23"h			COM: 7 yds. (862-P) / 7.5 yds. (862-C)							
			Seat: 46"w 20.5"d 18"h			Weight: 100 lbs.			COL: 126 sq.ft. (862-P) / 135 sq.ft. (862-C)							
			COM	COL	1	2	3	4	5	6	7	8	9	10	L1	L2
	862-P	2114	2326	2377	2567	2756	2945	3135	3324	3513	3702	3892	4081	4311	4992	
		<i>Tight Seat / Tight Back / 750 lb. Weight Capacity</i>														
	862-C	2065	2271	2359	2562	2765	2969	3172	3375	3578	3782	3985	4188	4434	5166	
		<i>Reversible Loose Seat Cushion (Fabric Only) / Tight Back / 750 lb. Weight Capacity</i>														
	THREE PLACE SOFA		Overall: 79"w 31"d 33"h			Arm: 23"h			COM: 8.75 yds. (863-P) / 10 yds. (863-C)							
			Seat: 69.5"w 20.5"d 18"h			Weight: 135 lbs.			COL: 158 sq.ft. (863-P) / 180 sq.ft. (863-C)							
			COM	COL	1	2	3	4	5	6	7	8	9	10	L1	L2
	863-P	2574	2831	2910	3149	3387	3625	3864	4102	4340	4579	4817	5055	5336	6194	
		<i>Tight Seat / Tight Back / 1000 lb. Weight Capacity</i>														
	863-C	2537	2790	2945	3218	3492	3765	4038	4312	4585	4859	5132	5405	5718	6703	
		<i>Reversible Loose Seat Cushion (Fabric Only) / Tight Back / 1000 lb. Weight Capacity</i>														



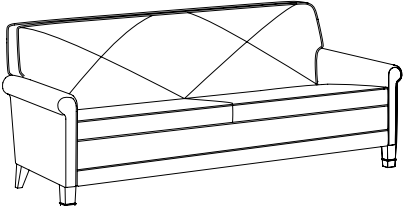
DESCRIPTION:

- Upholstery Frames: Hardwood & Plywood
- Seat: High Density Polyurethane Foam Over Sheet Webbing
- Back: High Density Polyurethane Foam Over Sinuous Wire Springs
- Loose Cushions: High Density Polydacron
- Leather / Vinyl Cushions Are Not Reversible
- Integral Exposed Wood Legs: Solid Maple
- 10 Year Warranty

OPTIONS:

- ARL Brushed Aluminum Round Legs (Set Of 4).....\$353
- PM1 Power/Data Module (1-Power / 1-USB 2 Port Simplex Charger)\$859
(Additional Power/Data Modules Available - See Quads Options)

Feather Down & Polyester Pillows Available (See Page 5)
Specify Exposed Wood Finish (See Page 6)
Tablet Arm / Cup Holder Options (See Quads Options Pages)

Q1 LOUNGE		ITEM #:	SPECIFICATIONS GRADES LIST PRICES:													
	LOUNGE CHAIR		Overall: 32"w 31"d 33"h			Arm: 23"h			COM: 5 yds. (864-P) / 5.25 yds. (864-C)							
			Seat: 22.5"w 20.5"d 18"h			Weight: 75 lbs.			COL: 90 sq.ft. (864-P) / 95 sq.ft. (864-C)							
			COM	COL	1	2	3	4	5	6	7	8	9	10	L1	L2
	864-P	1562	1719	1743	1877	2010	2143	2276	2409	2543	2676	2809	2942	3118	3597	
		<i>Tight Seat / Diagonally Sewn Buttonless Tufted Back / 500 lb. Weight Capacity</i>														
	864-C	1593	1752	1787	1927	2067	2207	2347	2488	2628	2768	2908	3048	3230	3735	
		<i>Reversible Loose Seat Cushion (Fabric Only) / Diagonally Sewn Buttonless Tufted Back / 500 lb. Weight Capacity</i>														
	TWO PLACE SOFA		Overall: 55.5"w 31"d 33"h			Arm: 23"h			COM: 7.25 yds. (865-P) / 8.25 yds. (865-C)							
			Seat: 46"w 20.5"d 18"h			Weight: 100 lbs.			COL: 131 sq.ft. (865-P) / 149 sq.ft. (865-C)							
			COM	COL	1	2	3	4	5	6	7	8	9	10	L1	L2
	865-P	2156	2372	2431	2627	2824	3020	3216	3412	3609	3805	4001	4198	4438	5145	
		<i>Tight Seat / Diagonally Sewn Buttonless Tufted Back / 750 lb. Weight Capacity</i>														
	865-C	2106	2317	2440	2664	2889	3113	3337	3562	3786	4010	4235	4459	4724	5532	
		<i>Reversible Loose Seat Cushion (Fabric Only) / Diagonally Sewn Buttonless Tufted Back / 750 lb. Weight Capacity</i>														
	THREE PLACE SOFA		Overall: 79"w 31"d 33"h			Arm: 23"h			COM: 8.75 yds. (866-P) / 9.5 yds. (866-C)							
			Seat: 69.5"w 20.5"d 18"h			Weight: 135 lbs.			COL: 158 sq.ft. (866-P) / 171 sq.ft. (866-C)							
			COM	COL	1	2	3	4	5	6	7	8	9	10	L1	L2
	866-P	2616	2877	2950	3188	3427	3665	3903	4142	4380	4618	4857	5095	5381	6239	
		<i>Tight Seat / Diagonally Sewn Buttonless Tufted Back / 1000 lb. Weight Capacity</i>														
	866-C	2567	2824	2946	3205	3464	3724	3983	4242	4502	4761	5021	5280	5588	6521	
		<i>Reversible Loose Seat Cushion (Fabric Only) / Diagonally Sewn Buttonless Tufted Back / 1000 lb. Weight Capacity</i>														



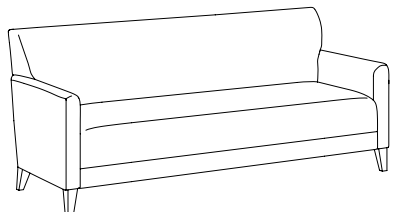
DESCRIPTION:

- Upholstery Frames: Hardwood & Plywood
- Seat: High Density Polyurethane Foam Over Sheet Webbing
- Back: High Density Polyurethane Foam Over Sinuous Wire Springs
- Loose Cushions: High Density Polydacron
- Leather / Vinyl Cushions Are Not Reversible
- Integral Exposed Wood Legs: Solid Maple
- 10 Year Warranty

OPTIONS:

- ARL Brushed Aluminum Round Legs (Set Of 4).....\$353
- PM1 Power/Data Module (1-Power / 1-USB 2 Port Simplex Charger)\$859
(Additional Power/Data Modules Available - See Quads Options)

Feather Down & Polyester Pillows Available (See Page 5)
Specify Exposed Wood Finish (See Page 6)
Tablet Arm / Cup Holder Options (See Quads Options Pages)

Q2 LOUNGE		ITEM #:	SPECIFICATIONS GRADES LIST PRICES:													
	LOUNGE CHAIR		Overall: 29"w 31"d 33"h			Arm: 22.5"h			COM: 5 yds. (871-P) / 5 yds. (871-C)							
			Seat: 22"w 21"d 17"h			Weight: 75 lbs.			COL: 90 sq.ft. (871-P) / 90 sq.ft. (871-C)							
			COM	COL	1	2	3	4	5	6	7	8	9	10	L1	L2
	871-P	1416	1557	1605	1738	1871	2005	2138	2271	2404	2537	2670	2804	2973	3452	
		<i>Tight Seat / Tight Back / 500 lb. Weight Capacity</i>														
	871-C	1432	1575	1620	1753	1886	2020	2153	2286	2419	2552	2686	2819	2990	3469	
		<i>Reversible Loose Seat Cushion (Fabric Only) / Tight Back / 500 lb. Weight Capacity</i>														
	TWO PLACE SOFA		Overall: 53"w 31"d 33"h			Arm: 22.5"h			COM: 6.75 yds. (872-P) / 7 yds. (872-C)							
			Seat: 46"w 21"d 17"h			Weight: 100 lbs.			COL: 122 sq.ft. (872-P) / 126 sq.ft. (872-C)							
			COM	COL	1	2	3	4	5	6	7	8	9	10	L1	L2
	872-P	1995	2194	2250	2433	2615	2797	2979	3162	3344	3526	3708	3891	4112	4768	
		<i>Tight Seat / Tight Back / 750 lb. Weight Capacity</i>														
	872-C	2016	2218	2285	2474	2663	2853	3042	3231	3420	3610	3799	3988	4221	4902	
		<i>Reversible Loose Seat Cushion (Fabric Only) / Tight Back / 750 lb. Weight Capacity</i>														
	THREE PLACE SOFA		Overall: 76.5"w 31"d 33"h			Arm: 22.5"h			COM: 9.25 yds. (873-P) / 9.25 yds. (873-C)							
			Seat: 69.5"w 21"d 17"h			Weight: 130 lbs.			COL: 167 sq.ft. (873-P) / 167 sq.ft. (873-C)							
			COM	COL	1	2	3	4	5	6	7	8	9	10	L1	L2
	873-P	2472	2719	2842	3094	3347	3599	3851	4104	4356	4608	4861	5113	5400	6309	
		<i>Tight Seat / Tight Back / 1000 lb. Weight Capacity</i>														
	873-C	2499	2749	2867	3120	3372	3625	3877	4129	4382	4634	4886	5139	5431	6339	
		<i>Reversible Loose Seat Cushion (Fabric Only) / Tight Back / 1000 lb. Weight Capacity</i>														



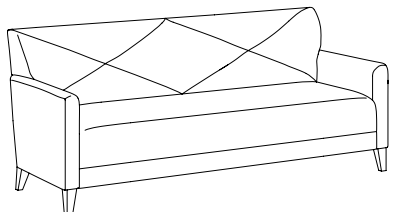
DESCRIPTION:

- Upholstery Frames: Hardwood & Plywood
- Seat: High Density Polyurethane Foam Over Sheet Webbing
- Back: High Density Polyurethane Foam Over Sinuous Wire Springs
- Loose Cushions: High Density Polydacron
- Leather / Vinyl Cushions Are Not Reversible
- Integral Exposed Wood Legs: Solid Maple
- 10 Year Warranty

OPTIONS:

- ARL Brushed Aluminum Round Legs (Set Of 4).....\$353
- PM1 Power/Data Module (1-Power / 1-USB 2 Port Simplex Charger)\$859
(Additional Power/Data Modules Available - See Quads Options)

Feather Down & Polyester Pillows Available (See Page 5)
Specify Exposed Wood Finish (See Page 6)
Tablet Arm / Cup Holder Options (See Quads Options Pages)

Q2 LOUNGE	ITEM #:	SPECIFICATIONS GRADES LIST PRICES:													
	LOUNGE CHAIR	Overall: 29"w 31"d 33"h		Arm: 22.5"h		COM: 4.75 yds. (874-P) / 4.75 yds. (874-C)									
		Seat: 22"w 21"d 17"h		Weight: 75 lbs.		COL: 86 sq.ft. (874-P) / 86 sq.ft. (874-C)									
		COM	COL	1	2	3	4	5	6	7	8	9	10	L1	L2
	874-P	1431	1574	1605	1731	1857	1984	2110	2236	2362	2488	2615	2741	2908	3362
		<i>Tight Seat / Diagonally Sewn Buttonless Tufted Back / 500 lb. Weight Capacity</i>													
	874-C	1450	1595	1623	1749	1875	2001	2128	2254	2380	2506	2632	2759	2927	3381
		<i>Reversible Loose Seat Cushion (Fabric Only) / Diagonally Sewn Buttonless Tufted Back / 500 lb. Weight Capacity</i>													
	TWO PLACE SOFA	Overall: 53"w 31"d 33"h		Arm: 22.5"h		COM: 6.5 yds. (875-P) / 7 yds. (875-C)									
		Seat: 46"w 21"d 17"h		Weight: 100 lbs.		COL: 117 sq.ft. (875-P) / 126 sq.ft. (875-C)									
		COM	COL	1	2	3	4	5	6	7	8	9	10	L1	L2
	875-P	2025	2227	2265	2440	2615	2790	2966	3141	3316	3491	3667	3842	4062	4693
		<i>Tight Seat / Diagonally Sewn Buttonless Tufted Back / 750 lb. Weight Capacity</i>													
	875-C	2052	2257	2333	2529	2725	2921	3118	3314	3510	3707	3903	4099	4341	5048
		<i>Reversible Loose Seat Cushion (Fabric Only) / Diagonally Sewn Buttonless Tufted Back / 750 lb. Weight Capacity</i>													
	THREE PLACE SOFA	Overall: 76.5"w 31"d 33"h		Arm: 22.5"h		COM: 8.75 yds. (876-P) / 9.25 yds. (876-C)									
		Seat: 69.5"w 21"d 17"h		Weight: 130 lbs.		COL: 158 sq.ft. (876-P) / 167 sq.ft. (876-C)									
		COM	COL	1	2	3	4	5	6	7	8	9	10	L1	L2
	876-P	2502	2752	2842	3081	3319	3557	3796	4034	4272	4511	4749	4987	5268	6126
		<i>Tight Seat / Diagonally Sewn Buttonless Tufted Back / 1000 lb. Weight Capacity</i>													
	876-C	2543	2797	2909	3161	3413	3666	3918	4170	4423	4675	4928	5180	5478	6387
		<i>Reversible Loose Seat Cushion (Fabric Only) / Diagonally Sewn Buttonless Tufted Back / 1000 lb. Weight Capacity</i>													


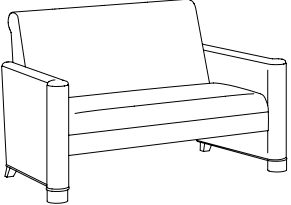
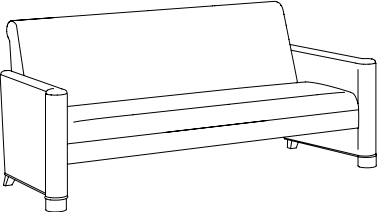
DESCRIPTION:

- Upholstery Frames: Hardwood & Plywood
- Seat: High Density Polyurethane Foam Over Sheet Webbing
- Back: High Density Polyurethane Foam Over Sinuous Wire Springs
- Loose Cushions: High Density Polydacron
- Leather / Vinyl Cushions Are Not Reversible
- Integral Exposed Wood Legs: Solid Maple
- 10 Year Warranty

OPTIONS:

- ARL-2 Aluminum Round Legs (Set Of 2).....\$344
- QWAC Solid Wood Arm Caps (Set Of 2).....\$198
- PM1 Power/Data Module (1-Power / 1-USB 2 Port Simplex Charger)\$859
(Additional Power/Data Modules Available - See Quads Options)

Feather Down & Polyester Pillows Available (See Page 5)
 Specify Exposed Wood Finish (See Page 6)
 Tablet Arm / Cup Holder Options (See Quads Options Pages)
 Casters Replace Rear Legs (See Quads Options Pages)

Q3 LOUNGE		ITEM #:	SPECIFICATIONS GRADES LIST PRICES:													
	LOUNGE CHAIR		Overall: 31.5"w 33"d 33"h			Arm: 22.5"h			COM: 5 yds. (881-P) / 5.5 yds. (881-C)							
			Seat: 23"w 19.5"d 17.5"h			Weight: 75 lbs.			COL: 90 sq.ft. (881-P) / 99 sq.ft. (881-C)							
			COM	COL	1	2	3	4	5	6	7	8	9	10	L1	L2
	881-P	1679	1847	1854	1987	2120	2253	2386	2520	2653	2786	2919	3052	3229	3708	
		<i>Tight Seat / Tight Back / 500 lb. Weight Capacity</i>														
	881-C	1683	1851	1886	2033	2180	2327	2474	2622	2769	2916	3063	3210	3398	3928	
		<i>Reversible Loose Seat Cushion (Fabric Only) / Tight Back / 500 lb. Weight Capacity</i>														
	TWO PLACE SOFA		Overall: 54.5"w 33"d 33"h			Arm: 22.5"h			COM: 6.5 yds. (882-P) / 7 yds. (882-C)							
			Seat: 46"w 19.5"d 17.5"h			Weight: 100 lbs.			COL: 117 sq.ft. (882-P) / 126 sq.ft. (882-C)							
			COM	COL	1	2	3	4	5	6	7	8	9	10	L1	L2
	882-P	2287	2516	2513	2688	2864	3039	3214	3389	3564	3740	3915	4090	4314	4945	
		<i>Tight Seat / Tight Back / 750 lb. Weight Capacity</i>														
	882-C	2315	2546	2567	2756	2946	3135	3324	3514	3703	3892	4081	4271	4510	5191	
		<i>Reversible Loose Seat Cushion (Fabric Only) / Tight Back / 750 lb. Weight Capacity</i>														
	THREE PLACE SOFA		Overall: 78"w 33"d 33"h			Arm: 22.5"h			COM: 8 yds. (883-P) / 9 yds. (883-C)							
			Seat: 69.5"w 19.5"d 17.5"h			Weight: 130 lbs.			COL: 144 sq.ft. (883-P) / 162 sq.ft. (883-C)							
			COM	COL	1	2	3	4	5	6	7	8	9	10	L1	L2
	883-P	2794	3074	3077	3294	3511	3729	3946	4163	4380	4598	4815	5032	5302	6084	
		<i>Tight Seat / Tight Back / 1000 lb. Weight Capacity</i>														
	883-C	2822	3104	3159	3404	3650	3895	4140	4386	4631	4876	5122	5367	5664	6547	
		<i>Reversible Loose Seat Cushion (Fabric Only) / Tight Back / 1000 lb. Weight Capacity</i>														


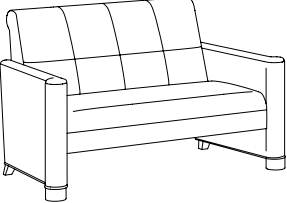
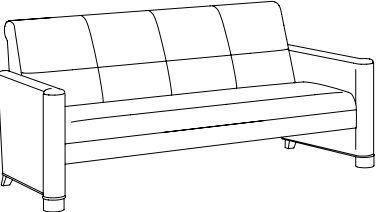
DESCRIPTION:

- Upholstery Frames: Hardwood & Plywood
- Seat: High Density Polyurethane Foam Over Sheet Webbing
- Back: High Density Polyurethane Foam Over Sinuous Wire Springs
- Loose Cushions: High Density Polydacron
- Leather / Vinyl Cushions Are Not Reversible
- Integral Exposed Wood Legs: Solid Maple
- 10 Year Warranty

OPTIONS:

- ARL-2 Aluminum Round Legs (Set Of 2).....\$344
- QWAC Solid Wood Arm Caps (Set Of 2).....\$198
- PM1 Power/Data Module (1-Power / 1-USB 2 Port Simplex Charger)\$859
(Additional Power/Data Modules Available - See Quads Options)

Feather Down & Polyester Pillows Available (See Page 5)
 Specify Exposed Wood Finish (See Page 6)
 Tablet Arm / Cup Holder Options (See Quads Options Pages)
 Casters Replace Rear Legs (See Quads Options Pages)

Q3 LOUNGE		ITEM #:	SPECIFICATIONS GRADES LIST PRICES:													
	LOUNGE CHAIR		Overall: 31.5"w 33"d 33"h			Arm: 22.5"h			COM: 5 yds. (884-P) / 5.5 yds. (884-C)							
			Seat: 23"w 19.5"d 17.5"h			Weight: 75 lbs.			COL: 90 sq.ft. (884-P) / 99 sq.ft. (884-C)							
			COM	COL	1	2	3	4	5	6	7	8	9	10	L1	L2
	884-P	1700	1870	1873	2007	2140	2273	2406	2539	2673	2806	2939	3072	3251	3731	
		<i>Tight Seat / Sewn Buttonless Tufted Back / 500 lb. Weight Capacity</i>														
	884-C	1701	1871	1902	2050	2197	2344	2491	2638	2786	2933	3080	3227	3417	3947	
		<i>Reversible Loose Seat Cushion (Fabric Only) / Sewn Buttonless Tufted Back / 500 lb. Weight Capacity</i>														
	TWO PLACE SOFA		Overall: 54.5"w 33"d 33"h			Arm: 22.5"h			COM: 6.5 yds. (885-P) / 7 yds. (885-C)							
			Seat: 46"w 19.5"d 17.5"h			Weight: 100 lbs.			COL: 117 sq.ft. (885-P) / 126 sq.ft. (885-C)							
			COM	COL	1	2	3	4	5	6	7	8	9	10	L1	L2
	885-P	2323	2556	2547	2722	2897	3073	3248	3423	3598	3774	3949	4124	4353	4984	
		<i>Tight Seat / Sewn Buttonless Tufted Back / 750 lb. Weight Capacity</i>														
	885-C	2345	2579	2595	2785	2974	3163	3352	3542	3731	3920	4109	4299	4543	5224	
		<i>Reversible Loose Seat Cushion (Fabric Only) / Sewn Buttonless Tufted Back / 750 lb. Weight Capacity</i>														
	THREE PLACE SOFA		Overall: 78"w 33"d 33"h			Arm: 22.5"h			COM: 8.25 yds. (886-P) / 9.25 yds. (886-C)							
			Seat: 69.5"w 19.5"d 17.5"h			Weight: 130 lbs.			COL: 149 sq.ft. (886-P) / 167 sq.ft. (886-C)							
			COM	COL	1	2	3	4	5	6	7	8	9	10	L1	L2
	886-P	2848	3133	3142	3366	3590	3814	4039	4263	4487	4712	4936	5160	5443	6250	
		<i>Tight Seat / Diagonally Sewn Buttonless Tufted Back / 1000 lb. Weight Capacity</i>														
	886-C	2870	3157	3218	3470	3723	3975	4227	4480	4732	4985	5237	5489	5798	6706	
		<i>Reversible Loose Seat Cushion (Fabric Only) / Sewn Buttonless Tufted Back / 1000 lb. Weight Capacity</i>														



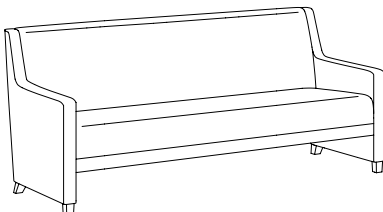
DESCRIPTION:

- Upholstery Frames: Hardwood & Plywood
- Seat: High Density Polyurethane Foam Over Sheet Webbing
- Back: High Density Polyurethane Foam Over Sinuous Wire Springs
- Loose Cushions: High Density Polydacron
- Leather / Vinyl Cushions Are Not Reversible
- Integral Exposed Wood Legs: Solid Maple
- 10 Year Warranty

OPTIONS:

- ASL Aluminum Square Legs (Set Of 4).....\$382
- PM1 Power/Data Module (1-Power / 1-USB 2 Port Simplex Charger)\$859
(Additional Power/Data Modules Available - See Quads Options)

Feather Down & Polyester Pillows Available (See Page 5)
Specify Exposed Wood Finish (See Page 6)
Tablet Arm / Cup Holder Options (See Quads Options Pages)

Q4 LOUNGE		ITEM #:	SPECIFICATIONS GRADES LIST PRICES:													
	LOUNGE CHAIR		Overall: 29"w 30"d 33"h			Arm: 23"h			COM: 5.5 yds. (891-P) / 6 yds. (891-C)							
			Seat: 22"w 20"d 18"h			Weight: 75 lbs.			COL: 99 sq.ft. (891-P) / 108 sq.ft. (891-C)							
			COM	COL	1	2	3	4	5	6	7	8	9	10	L1	L2
	891-P	1621	1783	1827	1974	2121	2268	2416	2563	2710	2857	3004	3152	3353	3883	
		<i>Tight Seat / Tight Back / 500 lb. Weight Capacity</i>														
	891-C	1625	1787	1859	2020	2181	2342	2504	2665	2826	2987	3149	3310	3522	4103	
		<i>Reversible Loose Seat Cushion (Fabric Only) / Tight Back / 500 lb. Weight Capacity</i>														
	TWO PLACE SOFA		Overall: 53"w 30"d 33"h			Arm: 23"h			COM: 7 yds. (892-P) / 7.75 yds. (892-C)							
			Seat: 46"w 20"d 18"h			Weight: 100 lbs.			COL: 126 sq.ft. (892-P) / 140 sq.ft. (892-C)							
			COM	COL	1	2	3	4	5	6	7	8	9	10	L1	L2
	892-P	2223	2446	2481	2670	2859	3048	3238	3427	3616	3805	3995	4184	4432	5114	
		<i>Tight Seat / Tight Back / 750 lb. Weight Capacity</i>														
	892-C	2257	2483	2554	2765	2975	3185	3396	3606	3816	4026	4237	4447	4716	5473	
		<i>Reversible Loose Seat Cushion (Fabric Only) / Tight Back / 750 lb. Weight Capacity</i>														
	THREE PLACE SOFA		Overall: 76.5"w 30"d 33"h			Arm: 23"h			COM: 9.75 yds. (893-P) / 10.75 yds. (893-C)							
			Seat: 69.5"w 20"d 18"h			Weight: 130 lbs.			COL: 176 sq.ft. (893-P) / 194 sq.ft. (893-C)							
			COM	COL	1	2	3	4	5	6	7	8	9	10	L1	L2
	893-P	2707	2978	3092	3358	3625	3891	4157	4424	4690	4957	5223	5489	5808	6767	
		<i>Tight Seat / Tight Back / 1000 lb. Weight Capacity</i>														
	893-C	2758	3034	3197	3491	3786	4080	4374	4669	4963	5258	5552	5846	6193	7252	
		<i>Reversible Loose Seat Cushion (Fabric Only) / Tight Back / 1000 lb. Weight Capacity</i>														



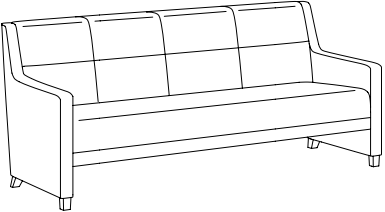
DESCRIPTION:

- Upholstery Frames: Hardwood & Plywood
- Seat: High Density Polyurethane Foam Over Sheet Webbing
- Back: High Density Polyurethane Foam Over Sinuous Wire Springs
- Loose Cushions: High Density Polydacron
- Leather / Vinyl Cushions Are Not Reversible
- Integral Exposed Wood Legs: Solid Maple
- 10 Year Warranty

OPTIONS:






- ASL Aluminum Square Legs (Set Of 4).....\$382
- PM1 Power/Data Module (1-Power / 1-USB 2 Port Simplex Charger)\$859
(Additional Power/Data Modules Available - See Quads Options)

Feather Down & Polyester Pillows Available (See Page 5)
Specify Exposed Wood Finish (See Page 6)
Tablet Arm / Cup Holder Options (See Quads Options Pages)

Q4 LOUNGE		ITEM #:	SPECIFICATIONS GRADES LIST PRICES:													
	LOUNGE CHAIR		Overall: 29"w 30"d 33"h			Arm: 23"h			COM: 5.5 yds. (894-P) / 6 yds. (894-C)							
			Seat: 22"w 20"d 18"h			Weight: 75 lbs.			COL: 99 sq.ft. (894-P) / 108 sq.ft. (894-C)							
			COM	COL	1	2	3	4	5	6	7	8	9	10	L1	L2
	894-P	1636	1799	1841	1988	2135	2283	2430	2577	2724	2871	3019	3166	3370	3900	
		<i>Tight Seat / Sewn Buttonless Tufted Back / 500 lb. Weight Capacity</i>														
	894-C	1643	1807	1876	2037	2198	2359	2521	2682	2843	3004	3165	3327	3541	4122	
		<i>Reversible Loose Seat Cushion (Fabric Only) / Sewn Buttonless Tufted Back / 500 lb. Weight Capacity</i>														
	TWO PLACE SOFA		Overall: 53"w 30"d 33"h			Arm: 23"h			COM: 7.25 yds. (895-P) / 7.75 yds. (895-C)							
			Seat: 46"w 20"d 18"h			Weight: 100 lbs.			COL: 131 sq.ft. (895-P) / 140 sq.ft. (895-C)							
			COM	COL	1	2	3	4	5	6	7	8	9	10	L1	L2
	895-P	2247	2472	2517	2714	2910	3106	3302	3499	3695	3891	4088	4284	4543	5249	
		<i>Tight Seat / Sewn Buttonless Tufted Back / 750 lb. Weight Capacity</i>														
	895-C	2287	2515	2597	2814	3031	3248	3466	3683	3900	4118	4335	4552	4831	5613	
		<i>Reversible Loose Seat Cushion (Fabric Only) / Sewn Buttonless Tufted Back / 750 lb. Weight Capacity</i>														
	THREE PLACE SOFA		Overall: 76.5"w 30"d 33"h			Arm: 23"h			COM: 9.75 yds. (896-P) / 10.75 yds. (896-C)							
			Seat: 69.5"w 20"d 18"h			Weight: 130 lbs.			COL: 176 sq.ft. (896-P) / 194 sq.ft. (896-C)							
			COM	COL	1	2	3	4	5	6	7	8	9	10	L1	L2
	896-P	2755	3030	3137	3404	3670	3936	4203	4469	4735	5002	5268	5535	5861	6820	
		<i>Tight Seat / Sewn Buttonless Tufted Back / 1000 lb. Weight Capacity</i>														
	896-C	2800	3080	3236	3531	3825	4119	4414	4708	5003	5297	5591	5886	6239	7299	
		<i>Reversible Loose Seat Cushion (Fabric Only) / Sewn Buttonless Tufted Back / 1000 lb. Weight Capacity</i>														

LEGS	OPTION #:	SPECIFICATIONS LIST PRICES AVAILABILITY:
<p>BRUSHED ALUMINUM ROUND LEGS</p> 	<p>ARL</p>	<p><i>Overall: 2" Diameter 5"h</i></p> <hr/> <p>\$353 (Set Of 4) <i>(Brushed Aluminum Finish)</i></p> <p><i>Available: Quads 1 / Quads 2 Collections</i></p>
<p>ALUMINUM ROUND LEGS (SHORT)</p> 	<p>ARL-2</p>	<p><i>Overall: 3" Diameter 2.25"h</i></p> <hr/> <p>\$344 (Set Of 2) <i>(Brushed Finish)</i></p> <p><i>Available: Quads 3 Collection</i></p>
<p>ALUMINUM SQUARE LEGS</p> 	<p>ASL</p>	<p><i>Overall: 2.25"w 2.25"d 2.25"h</i></p> <hr/> <p>\$382 (Set Of 4) <i>(Brushed Finish)</i></p> <p><i>Available: Quads 4 Collection</i></p>

TABLETS / ARM CAPS	OPTION #:	SPECIFICATIONS LIST PRICES AVAILABILITY:
<p>TABLET ARMS / CUP HOLDER</p>  <p>Laminate Tablet Arm Shown w/ Cup Holder</p>  <p>Veneer Tablet Arm Shown w/ Cup Holder</p>  <p>Solid Surface Tablet Arm Shown w/ Cup Holder</p>	<p>Overall: 14" Diameter .75"h</p> <hr/> <p>TA-L \$509 <i>Tablet Arm With 360° Rotation - High Pressure Laminate. (Specify Laminate / Specify Left Or Right Facing Arm Location)</i></p> <p>TA-V \$580 <i>Tablet Arm With 360° Rotation - Sunburst Cherry Veneer. (Specify Finish / Specify Left Or Right Facing Arm Location)</i></p> <p>TA-C \$698 <i>Tablet Arm With 360° Rotation - White Solid Surface. (Available In White Only / Specify Left Or Right Facing Arm Location)</i></p> <p>CH-1 \$129 <i>Black Plastic Cup Holder (Only Available If Used With Tablet Arm)</i></p> <p>CH-2 \$186 <i>Spun Aluminum Cup Holder (Only Available If Used With Tablet Arm)</i></p> <p>Available: Quads Collection</p>	
<p>FOLD DOWN TABLET ARM</p>  	<p>Overall: 14" Diameter .75"h</p> <hr/> <p>FDTA-L \$1065 <i>Tablet Arm With 360° Rotation - High Pressure Laminate. (Specify Laminate / Specify Left Or Right Facing Arm Location)</i></p> <p>FDTA-V \$1136 <i>Tablet Arm With 360° Rotation - Sunburst Cherry Veneer. (Specify Finish / Specify Left Or Right Facing Arm Location)</i></p> <p>FDTA-C \$1278 <i>Tablet Arm With 360° Rotation - White Solid Surface. (Available In White Only / Specify Left Or Right Facing Arm Location)</i></p> <p>Available: Quads Collection</p>	
<p>ARTICULATING / SWIVEL TABLET ARM</p>  <p>ATA-L Double Articulating / Swivel Tablet Arm</p>  <p>ATA-L w/ CH-1 Black Plastic Cup Holder</p>	<p>Overall: 14" Diameter .75"h</p> <hr/> <p>ATA-L \$983 <i>Tablet Arm With 360° Rotation - High Pressure Laminate. (Specify Laminate / Specify Left Or Right Facing Arm Location)</i></p> <p>ATA-V \$1055 <i>Tablet Arm With 360° Rotation - Sunburst Cherry Veneer. (Specify Finish / Specify Left Or Right Facing Arm Location)</i></p> <p>ATA-C \$1173 <i>Tablet Arm With 360° Rotation - White Solid Surface. (Available In White Only / Specify Left Or Right Facing Arm Location)</i></p> <p>CH-1 \$129 <i>Black Plastic Cup Holder (Only Available If Used With Tablet Arm)</i></p> <p>CH-2 \$186 <i>Spun Aluminum Cup Holder (Only Available If Used With Tablet Arm)</i></p> <p>Available: Quads Collection</p>	
<p>SOLID WOOD ARM CAPS</p> 	<p>Overall: 2.5"w (3.75"w "P") 30"d .75"h</p> <hr/> <p>QWAC \$198 (Set Of 2) <i>(Specify Finish)</i></p> <p>Available: Quads 3 Collection</p>	

CASTERS / POWER / COVERS	OPTION #:	SPECIFICATIONS LIST PRICES AVAILABILITY:
<p>CASTERS</p>  <p>(C1-NL / C1-L) Carpet Caster - 2" Metal Balls</p>  <p>(C2) Antique Bronze Hooded Caster - 2" Rubber Ball</p>	<p>C1-NL</p> <p>C1-L</p> <p>C2</p>	<p>Overall: 2"h</p> <hr/> <p>\$106 (Set Of 2) <i>Non-Locking Carpet Caster - 2" Metal Balls - Antique Windsor (Additional Finishes Available)</i></p> <p>\$149 (Set Of 2) <i>Locking Carpet Caster - 2" Metal Balls (Additional Finishes Available)</i></p> <p>\$115 (Set Of 2) <i>Antique Bronze Hooded Caster - 2" Rubber Ball (Additional Finishes Available)</i></p> <p>Available: Quads 3 Collection</p>
<p>POWER / DATA MODULE</p>  <p>PM1 Power / Data Module</p>  <p>PM2 Power Module</p>  <p>USB-1 Dual Charging USB</p>	<p>PM1</p> <p>PM2</p> <p>USB-1</p>	<p>PM1 Overall: 5.25"w 1.25"d 4.25"h PM2 Overall: 2"w 2"d .125"h USB-1 Overall: 2"w 2"d .125"h</p> <hr/> <p>\$859 Power/Data Module (1-Power / 1-USB 2 Port Simplex Charger Standard) <i>Vertical / Horizontal Mount Power Module. Price Varies By Socket. Contact Customer Service For Quote. (Additional Colors Available)</i></p> <p>\$238 Power Module (1-Power) <i>Spill-Proof Technology / Multiple Finish Options / Storm Color Standard (Specify Left or Right Facing)</i></p> <p>\$238 Dual Charging USB (2 Port Simplex Charger Standard) <i>Spill-Proof Technology / 2 Amps Per Port / Multiple Finish Options / Storm Color Standard (Specify Left or Right Facing)</i></p> <p>Available: Quads Collection</p>
<p>CONTRASTING COVERS</p> 	<p>CC</p>	<p>Overall: n/a</p> <hr/> <p>\$129</p> <p><i>NOTE: If Two Or More Upholsteries Or Leathers Are Used On Any Piece Of Furniture, Then A Contrast Charge Will Apply Per Order. When Using Trinity Upholstery, The Higher Priced Upholstery Grade Will Be Used In Pricing, Unless It's Trinity Leather With Fabric Contrast Welt, Or COM With Trinity Contrast Welt, Then Contact Customer Service For Pricing.</i></p> <p>Available: Quads Collection</p>