

Steel

GUEST SEATING

Effective: August 1, 2022

T R I N I T Y

Date:

Page:

Modification:


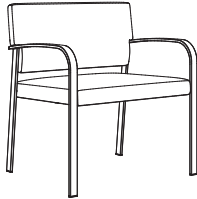


Description:

DESCRIPTION:

- Seat: High Density Polyurethane Foam Over Strap Webbing
- Back: High Density Polyurethane Foam Over Hardwood Frame
- Wallsaver Legs
- Brushed Stainless Steel Frame
- Top Stitching Standard
- 10 Year Warranty

OPTIONS:

- SPAC-1 Polyester Arm Caps For Rounded Arm Units \$135 Pair
- Upholstered Arm Panels Available (See Next Page)
- Removable Velcro Seat Covers Over Antimicrobial Moisture Barrier:
 - Item #: 350/352/360/362 \$77 List
 - Item #: 351/353/361/363 \$83 List
 - Item #: 355/365 \$103 List
- Contact Factory For Additional Powder Coat Frame Colors (Minimum Quantity 5)

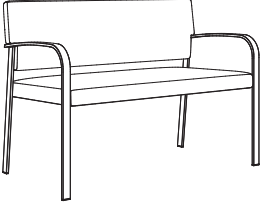
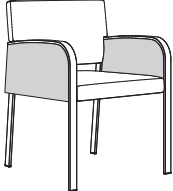
GUEST	ITEM #:	SPECIFICATIONS GRADES LIST PRICES:													
SIDE CHAIR / ROUNDED ARM 	350-B	Overall: 24"w 24"d 33"h		Arm: 26"h		COM: 1.5 yds.									
		Seat: 21"w 19"d 19"h		Weight: 27 lbs.		COL: 27 sq.ft.									
		COM	COL	1	2	3	4	5	6	7	8	9	10	L1	L2
		1438	1582	1441	1481	1522	1562	1603	1643	1684	1724	1765	1805	1873	2019
<i>Brushed Stainless Steel Frame / Tight Seat & Back</i>															
BARIATRIC SIDE CHAIR / ROUNDED ARM 	351-B	Overall: 30"w 24"d 33"h		Arm: 26"h		COM: 2 yds.									
		Seat: 27"w 19"d 19"h		Weight: 37 lbs.		COL: 36 sq.ft.									
		COM	COL	1	2	3	4	5	6	7	8	9	10	L1	L2
		1642	1806	1647	1694	1741	1789	1836	1883	1930	1977	2025	2072	2155	2325
<i>Brushed Stainless Steel Frame / Tight Seat & Back / 500 lbs. Weight Rating</i>															
HIGH BACK SIDE CHAIR / ROUNDED ARM 	352-B	Overall: 24"w 24"d 38"h		Arm: 26"h		COM: 1.75 yds.									
		Seat: 21"w 19"d 19"h		Weight: 32 lbs.		COL: 32 sq.ft.									
		COM	COL	1	2	3	4	5	6	7	8	9	10	L1	L2
		1507	1658	1506	1546	1587	1627	1668	1708	1749	1789	1830	1870	1939	2085
<i>Brushed Stainless Steel Frame / Tight Seat & Back</i>															
HIGH BACK BARIATRIC SIDE CHAIR / ROUNDED ARM 	353-B	Overall: 30"w 24"d 38"h		Arm: 26"h		COM: 2 yds.									
		Seat: 21"w 19"d 19"h		Weight: 42 lbs.		COL: 36 sq.ft.									
		COM	COL	1	2	3	4	5	6	7	8	9	10	L1	L2
		1668	1835	1671	1718	1766	1813	1860	1907	1955	2002	2049	2096	2180	2350
<i>Brushed Stainless Steel Frame / Tight Seat & Back / 500 lbs. Weight Rating</i>															

DESCRIPTION:


- Seat: High Density Polyurethane Foam Over Strap Webbing
- Back: High Density Polyurethane Foam Over Hardwood Frame
- Wallsaver Legs
- Brushed Stainless Steel Frame
- Top Stitching Standard
- 10 Year Warranty

OPTIONS:

- SPAC-1 Polyester Arm Caps For Rounded Arm Units \$135 Pair
- Upholstered Arm Panels Available (See This Page)
- Removable Velcro Seat Covers Over Antimicrobial Moisture Barrier:
 - Item #: 350/352/360/362 \$77 List
 - Item #: 351/353/361/363 \$83 List
 - Item #: 355/365 \$103 List
- Contact Factory For Additional Powder Coat Frame Colors (Minimum Quantity 5)

GUEST	ITEM #:	SPECIFICATIONS GRADES LIST PRICES:													
TWO PLACE SOFA / ROUNDED ARM 	355-B	Overall: 46.5"w 24"d 33"h		Arm: 26"h		COM: 3.25 yds.									
		Seat: 21"/42"w 19"d 19"h		Weight: 45 lbs.		COL: 59 sq.ft.									
		COM	COL	1	2	3	4	5	6	7	8	9	10	L1	L2
		2114	2325	2160	2241	2322	2403	2484	2565	2646	2727	2808	2889	3019	3310
<i>Brushed Stainless Steel Frame / Tight Seat & Back</i>															
UPHOLSTERED ARM PANELS 	350-AP	Overall: 1.5"w 21.25"d 10"h		Arm: n/a		COM: TBD yds.									
		Seat: n/a		Weight: 6 lbs.		COL: TBD sq.ft.									
		COM	COL	1	2	3	4	5	6	7	8	9	10	L1	L2
		141	148	195	222	249	275	302	330	357	383	410	437	462	559
<i>(2) Upholstered Arm Panels</i>															

FINISH




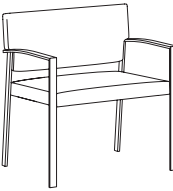
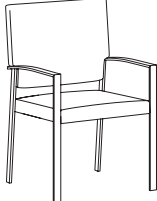
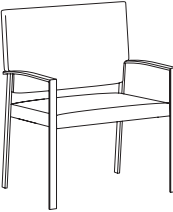
Brushed
Stainless

DESCRIPTION:

- Seat: High Density Polyurethane Foam Over Strap Webbing
- Back: High Density Polyurethane Foam Over Hardwood Frame
- Wallsaver Legs
- Powder Coated Steel Frame (Luster Grey Standard)
- Brushed Stainless Steel Frame
- Top Stitching Standard
- 10 Year Warranty

OPTIONS:

- SPAC-2 Polyester Arm Caps For 90° Square Arm Units \$185 Pair
- WCA White Solid Surface Arm Caps \$270 Pair
- SGS Soft Ganging Straps \$24 Per Seat
- Upholstered Arm Panels Available (See 360-AP This Page)
- Removable Velcro Seat Covers Over Antimicrobial Moisture Barrier:
 - Item #: 350/352/360/362 \$77 List
 - Item #: 351/353/361/363 \$83 List
 - Item #: 355/365 \$103 List
- Contact Factory For Additional Powder Coat Frame Colors (Minimum Quantity 5)

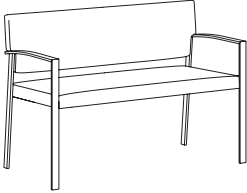

GUEST	ITEM #:	SPECIFICATIONS GRADES LIST PRICES:													
		Overall: 24"w 24"d 33"h	Arm: 26"h	COM: 1.5 yds.											
		Seat: 21"w 19"d 19"h	Weight: 27 lbs.	COL: 27 sq.ft.											
		COM	COL	1	2	3	4	5	6	7	8	9	10	L1	L2
	360-PC	1199	1319	1214	1255	1295	1336	1376	1417	1457	1498	1538	1578	1553	1691
		<i>Powder Coated Steel Frame / Tight Seat & Back</i>													
	360-B	1433	1576	1435	1476	1516	1557	1597	1638	1678	1719	1759	1800	1762	1899
		<i>Brushed Stainless Steel Frame / Tight Seat & Back</i>													
		Overall: 30"w 24"d 33"h	Arm: 26"h	COM: 2 yds.											
		Seat: 27"w 19"d 19"h	Weight: 37 lbs.	COL: 36 sq.ft.											
		COM	COL	1	2	3	4	5	6	7	8	9	10	L1	L2
	361-PC	1408	1549	1426	1473	1520	1567	1615	1662	1709	1756	1803	1851	1824	1985
		<i>Powder Coated Steel Frame / Tight Seat & Back / 500 lbs. Weight Rating</i>													
	361-B	1636	1800	1641	1689	1736	1783	1830	1878	1925	1972	2019	2066	2028	2188
		<i>Brushed Stainless Steel Frame / Tight Seat & Back / 500 lbs. Weight Rating</i>													
		Overall: 24"w 24"d 38"h	Arm: 26"h	COM: 1.75 yds.											
		Seat: 21"w 19"d 19"h	Weight: 32 lbs.	COL: 32 sq.ft.											
		COM	COL	1	2	3	4	5	6	7	8	9	10	L1	L2
	362-PC	1279	1407	1290	1331	1371	1411	1452	1492	1533	1573	1614	1654	1626	1763
		<i>Powder Coated Steel Frame / Tight Seat & Back</i>													
	362-B	1507	1658	1506	1546	1587	1627	1668	1708	1749	1789	1830	1870	1830	1967
		<i>Brushed Stainless Steel Frame / Tight Seat & Back</i>													
		Overall: 30"w 24"d 38"h	Arm: 26"h	COM: 2 yds.											
		Seat: 21"w 19"d 19"h	Weight: 42 lbs.	COL: 36 sq.ft.											
		COM	COL	1	2	3	4	5	6	7	8	9	10	L1	L2
	363-PC	1440	1583	1455	1503	1550	1597	1644	1691	1739	1786	1833	1880	1853	2013
		<i>Powder Coated Steel Frame / Tight Seat & Back / 500 lbs. Weight Rating</i>													
	363-B	1668	1835	1671	1718	1766	1813	1860	1907	1955	2002	2049	2096	2057	2217
		<i>Brushed Stainless Steel Frame / Tight Seat & Back / 500 lbs. Weight Rating</i>													

DESCRIPTION:


- Seat: High Density Polyurethane Foam Over Strap Webbing
- Back: High Density Polyurethane Foam Over Hardwood Frame
- Wallsaver Legs
- Powder Coated Steel Frame (Luster Grey Standard)
- Brushed Stainless Steel Frame
- Top Stitching Standard
- 10 Year Warranty

OPTIONS:


- SPAC-2 Polyester Arm Caps For 90° Square Arm Units \$185 Pair
- WCA White Solid Surface Arm Caps \$270 Pair
- SGS Soft Ganging Straps \$24 Per Seat
- Upholstered Arm Panels Available (See 360-AP This Page)
- Removable Velcro Seat Covers Over Antimicrobial Moisture Barrier:
 - Item #: 350/352/360/362 \$77 List
 - Item #: 351/353/361/363 \$83 List
 - Item #: 355/365 \$103 List
- Contact Factory For Additional Powder Coat Frame Colors (Minimum Quantity 5)

GUEST	ITEM #:	SPECIFICATIONS GRADES LIST PRICES:													
	TWO PLACE SOFA / SQUARE ARM 365-PC 365-B	<i>Overall: 46.5"w 24"d 33"h</i>			<i>Arm: 26"h</i>			<i>COM: 3.25 yds.</i>							
		<i>Seat: 21"/42"w 19"d 19"h</i>			<i>Weight: 45 lbs.</i>			<i>COL: 59 sq.ft.</i>							
		COM	COL	1	2	3	4	5	6	7	8	9	10	L1	L2
		1885	2074	1944	2025	2106	2187	2268	2349	2430	2511	2592	2673	2644	2919
		<i>Powder Coated Steel Frame / Tight Seat & Back</i>													
		2114	2325	2160	2241	2322	2403	2484	2565	2646	2727	2808	2889	2848	3123
		<i>Brushed Stainless Steel Frame / Tight Seat & Back</i>													
	UPHOLSTERED ARM PANELS 360-AP	<i>Overall: 1.5"w 21.25"d 10"h</i>			<i>Arm: n/a</i>			<i>COM: TBD yds.</i>							
		<i>Seat: n/a</i>			<i>Weight: 6 lbs.</i>			<i>COL: TBD sq.ft.</i>							
		COM	COL	1	2	3	4	5	6	7	8	9	10	L1	L2
		141	148	195	222	249	275	302	330	357	383	410	437	462	559
		<i>(2) Upholstered Arm Panels</i>													

FINISHES



Brushed
Stainless



Powder Coated
Luster Grey

ARM CAPS / STRAPS / COVERS	OPTION #:	SPECIFICATIONS LIST PRICES AVAILABILITY:
POLYESTER ARM CAPS		
	SPAC-1	<p>Overall: 1.5"w 19.25"d .25"h</p> <hr/> <p>Polyester Arm Caps For Rounded Arm Units - \$135 (Set Of 2) <i>(Specify Finish)</i></p> <p>Available: Steel Rounded Arm Chairs: 350, 351, 352, 353, 355</p>
	SPAC-2	<p>Polyester Arm Caps For 90° Square Arm Units - \$185 (Set Of 2) <i>(Specify Finish)</i></p> <p>Available: Steel 90° Square Arm Chairs: 360, 361, 362, 363, 365</p>
WHITE SOLID SURFACE ARM CAPS		
	WCA	<p>Overall: 1.375"w 14"d .4375"h</p> <hr/> <p>\$270 (Set Of 2) <i>(Available Only In White)</i></p> <p>Available: Steel 90° Square Arm Chairs: 360, 361, 362, 363, 365</p>
GANGING STRAPS		
	SGS	<p>Overall: 4"w 2"d</p> <hr/> <p>\$24 Per Seat <i>Black Velcro Soft Ganging Straps</i></p> <p>Available: Steel Chairs</p>
REMOVABLE COVERS		
	<p>350/352/360/362</p> <p>351/353/361/363</p> <p>355/365</p>	<p>Overall: n/a</p> <hr/> <p>\$77</p> <p>\$83</p> <p>\$103 <i>Removable Velcro Seat Covers Over Antimicrobial Moisture Barrier.</i></p> <p>Available: Steel Chairs</p>

CONTRASTING COVERS	OPTION #:	SPECIFICATIONS LIST PRICES AVAILABILITY:
<p data-bbox="87 178 293 205">CONTRASTING COVERS</p> 	<p data-bbox="570 178 678 205"><i>Overall: n/a</i></p> <hr/> <p data-bbox="521 268 553 296">CC</p> <p data-bbox="570 268 630 296">\$129</p> <p data-bbox="570 296 1479 369"><i>NOTE: If Two Or More Upholsteries Or Leathers Are Used On Any Piece Of Furniture, Then A Contrast Charge Will Apply Per Order. When Using Trinity Upholstery, The Higher Priced Upholstery Grade Will Be Used In Pricing, Unless It's Trinity Leather With Fabric Contrast Welt, Or COM With Trinity Contrast Welt, Then Contact Customer Service For Pricing.</i></p> <p data-bbox="570 415 756 443">Available: Steel Chairs</p>	