

NOTE: Temporary 4% surcharge effective 7/15/21 due to vendor surcharges.  
Please add 4% to our 2021 price list until further notice.

# Traditional

---

EXECUTIVE / GUEST / LOUNGE / TABLES

Effective: March 1, 2021

T R I N I T Y

**Date:**

**Page:**

**Modification:**

**Description:**

---

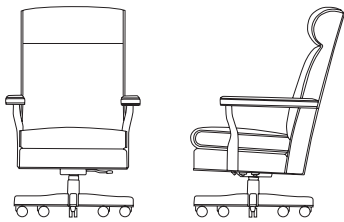
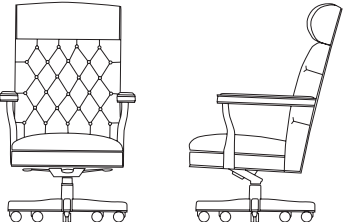
**DESCRIPTION:**

- Upholstery Frames: Hardwood & Plywood
- Seat: High Density Polyurethane Foam Over Eight-Way Hand Tied Coil Springs
- Back: High Density Polyurethane Foam Over Sinuous Wire Springs
- Upholstered Arms: Polyurethane Foam Over Hardwood
- Exposed Arms: Solid Cherry, Lacquer Finished
- Classic Base Standard
- 10 Year Warranty

**OPTIONS:**

- Specify Exposed Wood Finish (See Page 6)
- Base & Caster Options Available (See Pages 87-88)
- Brass or Pewter Nail Head Trim (See Page 88)

**Note: Trinity Must Approve Specific Fabrics / Leathers Used For Tufting.**

JUDGES / CHAMBERLAIN	ITEM #:	SPECIFICATIONS   GRADES   LIST PRICES:													
<p><b>HIGH BACK JUDGES CHAIR / OPEN WOOD UPHOLSTERED ARM / LOOSE CUSHION</b></p> 		<b>Overall:</b> 28.25"w 33"d 48"-52"h		<b>Arm:</b> 30"-33"h		<b>COM:</b> 3.75 yds. (400-2) / 3.75 yds. (400-3)									
		<b>Seat:</b> 24.75"w 20"d 21"-24"h		<b>Weight:</b> 85 lbs.		<b>COL:</b> 67.5 sq.ft. (400-2) / 67.5 sq.ft. (400-3)									
		<b>COM</b>	<b>COL</b>	<b>1</b>	<b>2</b>	<b>3</b>	<b>4</b>	<b>5</b>	<b>6</b>	<b>7</b>	<b>8</b>	<b>9</b>	<b>10</b>	<b>L1</b>	<b>L2</b>
	<b>400-2</b>	1474	1621	1650	1739	1827	1916	2004	2092	2181	2269	2357	2446	2425	2903
		<i>Tilt Swivel w/ Lock / Pneumatic Seat Height Adjustment</i>													
	<b>400-3</b>	1540	1694	1716	1805	1893	1982	2070	2158	2247	2335	2423	2512	2650	2969
		<i>Tilt Swivel Infinite Lock / Pneumatic Seat Height Adjustment</i>													
<p><b>HIGH BACK JUDGES CHAIR / OPEN WOOD UPHOLSTERED ARM / TUFTED BACK / TIGHT CUSHION</b></p> 		<b>Overall:</b> 28.25"w 33"d 48"-52"h		<b>Arm:</b> 30"-33"h		<b>COM:</b> 3.75 yds. (401-2) / 3.75 yds. (401-4)									
		<b>Seat:</b> 24.75"w 20"d 21"-24"h		<b>Weight:</b> 85 lbs.		<b>COL:</b> 67.5 sq.ft. (401-2) / 67.5 sq.ft. (401-4)									
		<b>COM</b>	<b>COL</b>	<b>1</b>	<b>2</b>	<b>3</b>	<b>4</b>	<b>5</b>	<b>6</b>	<b>7</b>	<b>8</b>	<b>9</b>	<b>10</b>	<b>L1</b>	<b>L2</b>
	<b>401-2</b>	1639	1803	1816	1904	1993	2081	2170	2258	2346	2435	2523	2612	2765	3083
		<i>Tilt Swivel w/ Lock / Pneumatic Seat Height Adjustment</i>													
	<b>401-4</b>	1686	1855	1863	1952	2040	2128	2217	2305	2394	2482	2570	2659	2812	3131
		<i>Knee Tilt Swivel Infinite Lock / Pneumatic Seat Height Adjustment</i>													

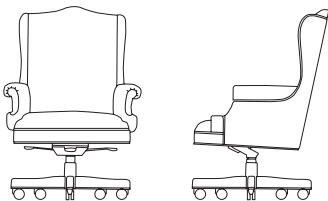
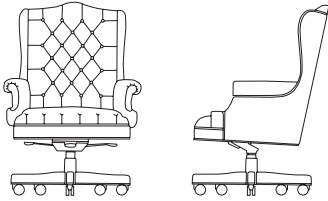
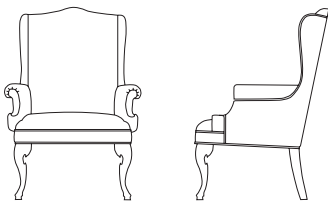

**DESCRIPTION:**

- Upholstery Frames: Hardwood & Plywood
- Seat: High Density Polyurethane Foam Over Eight-Way Hand Tied Coil Springs
- Back: High Density Polyurethane Foam Over Sinuous Wire Springs
- Upholstered Arms: Polyurethane Foam Over Hardwood
- Exposed Arms: Solid Cherry, Lacquer Finished
- Classic Base Standard
- 10 Year Warranty

**OPTIONS:**

- Specify Exposed Wood Finish (See Page 6)
- Base & Caster Options Available (See Pages 87-88)
- Brass or Pewter Nail Head Trim (See Page 88)

**Note: Trinity Must Approve Specific Fabrics / Leathers Used For Tufting.**

BARRISTER		ITEM #:	SPECIFICATIONS   GRADES   LIST PRICES:													
			<b>Overall:</b> 31"w 32"d 44"-47"h			<b>Arm:</b> 28"-31"h			<b>COM:</b> 5 yds.							
			<b>Seat:</b> 21"w 19.5"d 19"-22"h			<b>Weight:</b> 80 lbs.			<b>COL:</b> 90 sq.ft.							
			<b>COM</b>	<b>COL</b>	<b>1</b>	<b>2</b>	<b>3</b>	<b>4</b>	<b>5</b>	<b>6</b>	<b>7</b>	<b>8</b>	<b>9</b>	<b>10</b>	<b>L1</b>	<b>L2</b>
		<b>410-2</b>	1393	1533	1617	1729	1841	1953	2065	2177	2289	2401	2513	2625	2783	3186
			<i>Tilt Swivel w/ Lock / Pneumatic Seat Height Adjustment</i>													
		<b>410-4</b>	1441	1585	1664	1776	1888	2000	2112	2224	2336	2448	2560	2672	2830	3233
			<i>Knee Tilt Swivel w/ Infinite Lock / Pneumatic Seat Height Adjustment</i>													
			<b>Overall:</b> 31"w 32"d 44"-47"h			<b>Arm:</b> 28"-31"h			<b>COM:</b> 5.25 yds.							
			<b>Seat:</b> 21"w 19.5"d 19"-22"h			<b>Weight:</b> 80 lbs.			<b>COL:</b> 94.5 sq.ft.							
			<b>COM</b>	<b>COL</b>	<b>1</b>	<b>2</b>	<b>3</b>	<b>4</b>	<b>5</b>	<b>6</b>	<b>7</b>	<b>8</b>	<b>9</b>	<b>10</b>	<b>L1</b>	<b>L2</b>
		<b>411-2</b>	1741	1915	1988	2112	2236	2360	2483	2607	2731	2854	2978	3102	3318	3763
			<i>Tilt Swivel w/ Lock / Pneumatic Seat Height Adjustment</i>													
		<b>411-4</b>	1826	2008	2073	2197	2321	2444	2568	2692	2816	2939	3063	3187	3403	3848
			<i>Knee Tilt Swivel w/ Infinite Lock / Pneumatic Seat Height Adjustment</i>													
			<b>Overall:</b> 31"w 32"d 44"h			<b>Arm:</b> 28"h			<b>COM:</b> 5 yds. (415-P) / 5.25 yds. (415-T)							
			<b>Seat:</b> 21"w 19.5"d 20"h			<b>Weight:</b> 62 lbs.			<b>COL:</b> 90 sq.ft. (415-P) / 94.5 sq.ft. (415-T)							
			<b>COM</b>	<b>COL</b>	<b>1</b>	<b>2</b>	<b>3</b>	<b>4</b>	<b>5</b>	<b>6</b>	<b>7</b>	<b>8</b>	<b>9</b>	<b>10</b>	<b>L1</b>	<b>L2</b>
		<b>415-P</b>	1310	1441	1534	1646	1758	1870	1982	2094	2206	2318	2430	2542	2700	3103
			<i>Tight Seat &amp; Back</i>													
		<b>415-T</b>	1599	1759	1847	1971	2094	2218	2342	2466	2589	2713	2837	2961	3176	3622
			<i>Fully Tufted Seat &amp; Back</i>													
			<b>Overall:</b> 31"w 32"d 44"h			<b>Arm:</b> 28"h			<b>COM:</b> 5 yds. (415-P) / 5.25 yds. (415-T)							
			<b>Seat:</b> 21"w 19.5"d 20"h			<b>Weight:</b> 62 lbs.			<b>COL:</b> 90 sq.ft. (415-P) / 94.5 sq.ft. (415-T)							
			<b>COM</b>	<b>COL</b>	<b>1</b>	<b>2</b>	<b>3</b>	<b>4</b>	<b>5</b>	<b>6</b>	<b>7</b>	<b>8</b>	<b>9</b>	<b>10</b>	<b>L1</b>	<b>L2</b>
		<b>415-T</b>	1599	1759	1847	1971	2094	2218	2342	2466	2589	2713	2837	2961	3176	3622
			<i>Fully Tufted Seat &amp; Back</i>													

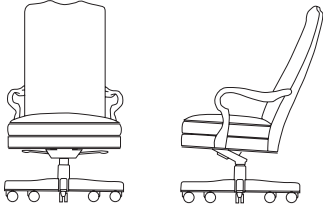
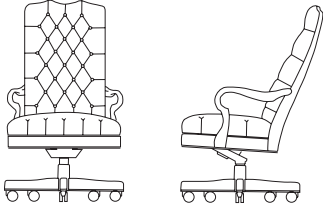


**DESCRIPTION:**

- Upholstery Frames: Hardwood & Plywood
- Seat: High Density Polyurethane Foam Over Eight-Way Hand Tied Coil Springs
- Back: High Density Polyurethane Foam Over Polypropylene Webbing
- Upholstered Arms: Polyurethane Foam Over Hardwood
- Exposed Arms: Solid Cherry, Lacquer Finished
- Classic Base Standard
- 10 Year Warranty

**OPTIONS:**

- Specify Exposed Wood Finish (See Page 6)
- Base & Caster Options Available (See Pages 87-88)
- Brass or Pewter Nail Head Trim (See Page 88)

**Note: Trinity Must Approve Specific Fabrics / Leathers Used For Tufting.**

THURSTON	ITEM #:	SPECIFICATIONS   GRADES   LIST PRICES:													
<p><b>MEDIUM BACK CHAIR / EXPOSED WOOD OPEN ARM</b></p> 		<b>Overall:</b> 25"w 29"d 43"-46"h			<b>Arm:</b> 26"-29"h			<b>COM:</b> 2.75 yds.							
		<b>Seat:</b> 20"w 19"d 20"-23"h			<b>Weight:</b> 70 lbs.			<b>COL:</b> 49.5 sq.ft.							
		<b>COM</b>	<b>COL</b>	<b>1</b>	<b>2</b>	<b>3</b>	<b>4</b>	<b>5</b>	<b>6</b>	<b>7</b>	<b>8</b>	<b>9</b>	<b>10</b>	<b>L1</b>	<b>L2</b>
	<b>420-2</b>	1416	1557	1465	1527	1588	1650	1711	1773	1834	1896	1957	2019	2113	2335
		<i>Tilt Swivel w/ Lock / Pneumatic Seat Height Adjustment</i>													
	<b>420-4</b>	1463	1609	1510	1572	1633	1695	1756	1817	1879	1940	2002	2063	2158	2379
		<i>Knee Tilt Swivel w/ Infinite Lock / Pneumatic Seat Height Adjustment</i>													
<p><b>MEDIUM BACK CHAIR / OPEN ARM / TUFTED SEAT &amp; BACK</b></p> 		<b>Overall:</b> 25"w 29"d 43"-46"h			<b>Arm:</b> 26"-29"h			<b>COM:</b> 3 yds.							
		<b>Seat:</b> 20"w 19"d 20"-23"h			<b>Weight:</b> 70 lbs.			<b>COL:</b> 54 sq.ft.							
		<b>COM</b>	<b>COL</b>	<b>1</b>	<b>2</b>	<b>3</b>	<b>4</b>	<b>5</b>	<b>6</b>	<b>7</b>	<b>8</b>	<b>9</b>	<b>10</b>	<b>L1</b>	<b>L2</b>
	<b>421-2</b>	1598	1757	1727	1792	1857	1922	1986	2051	2116	2181	2246	2311	2438	2671
		<i>Tilt Swivel w/ Lock / Pneumatic Seat Height Adjustment</i>													
	<b>421-4</b>	1640	1804	1770	1834	1899	1964	2029	2094	2159	2223	2288	2353	2480	2713
		<i>Knee Tilt Swivel w/ Infinite Lock / Pneumatic Seat Height Adjustment</i>													
<p><b>ARM CHAIR / EXPOSED WOOD OPEN ARM / CABRIOLE LEG</b></p>  <p>425-P</p>  <p>425-T</p>		<b>Overall:</b> 25"w 29"d 43"h			<b>Arm:</b> 26.5"h			<b>COM:</b> 2.75 yds. (425-P) / 3 yds. (425-T)							
		<b>Seat:</b> 20"w 19"d 20"h			<b>Weight:</b> 45 lbs.			<b>COL:</b> 49.5 sq.ft. (425-P) / 54 sq.ft. (425-T)							
		<b>COM</b>	<b>COL</b>	<b>1</b>	<b>2</b>	<b>3</b>	<b>4</b>	<b>5</b>	<b>6</b>	<b>7</b>	<b>8</b>	<b>9</b>	<b>10</b>	<b>L1</b>	<b>L2</b>
	<b>425-P</b>	1350	1485	1479	1544	1609	1674	1739	1803	1868	1933	1998	2063	2163	2396
		<i>Tight Seat &amp; Back</i>													
	<b>425-T</b>	1541	1695	1671	1735	1800	1865	1930	1995	2060	2124	2189	2254	2381	2614
		<i>Fully Tufted Seat &amp; Back</i>													

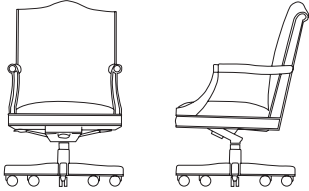
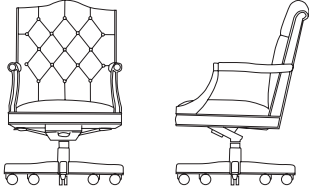
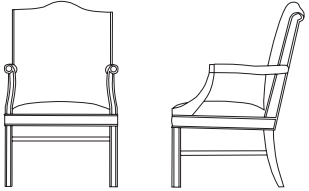
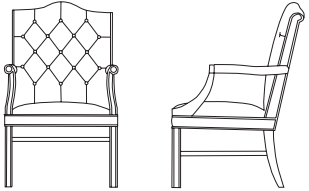
**DESCRIPTION:**

- Upholstery Frames: Hardwood & Plywood
- Seat: High Density Polyurethane Foam Over Eight-Way Hand Tied Coil Springs
- Back: High Density Polyurethane Foam Over Polypropylene Webbing
- Upholstered Arms: Polyurethane Foam Over Hardwood
- Exposed Arms: Solid Cherry, Lacquer Finished
- Classic Base Standard
- 10 Year Warranty

**OPTIONS:**

- CCM Concentric Arm Medalion (430 Model)..... N/C
- Specify Exposed Wood Finish (See Page 6)  
 Base & Caster Options Available (See Pages 87-88)  
 Brass or Pewter Nail Head Trim (See Page 88)

**Note: Trinity Must Approve Specific Fabrics / Leathers Used For Tufting.**

WASHINGTON	ITEM #:	SPECIFICATIONS   GRADES   LIST PRICES:													
<p><b>MEDIUM BACK CHAIR / OPEN WOOD UPHOLSTERED ARM</b></p> 		<p><b>Overall:</b> 24"w 29"d 40"-43"h  <b>Seat:</b> 20"w 19"d 19"-22"h</p>		<p><b>Arm:</b> 27"-30"h  <b>Weight:</b> 60 lbs.</p>		<p><b>COM:</b> 2.75 yds.  <b>COL:</b> 49.5 sq.ft.</p>									
		<b>COM</b>	<b>COL</b>	<b>1</b>	<b>2</b>	<b>3</b>	<b>4</b>	<b>5</b>	<b>6</b>	<b>7</b>	<b>8</b>	<b>9</b>	<b>10</b>	<b>L1</b>	<b>L2</b>
	<b>430-2</b>	1414	1556	1556	1626	1697	1768	1838	1909	1980	2051	2121	2192	2294	2548
		<i>Tilt Swivel w/ Lock / Pneumatic Seat Height Adjustment</i>													
	<b>430-4</b>	1457	1602	1598	1669	1739	1810	1881	1952	2022	2093	2164	2234	2336	2591
		<i>Knee Tilt Swivel w/ Infinite Lock / Pneumatic Seat Height Adjustment</i>													
<p><b>MEDIUM BACK CHAIR / OPEN WOOD UPHOLSTERED ARM / TUFTED BACK</b></p> 		<p><b>Overall:</b> 24"w 29"d 40"-43"h  <b>Seat:</b> 20"w 19"d 19"-22"h</p>		<p><b>Arm:</b> 27"-30"h  <b>Weight:</b> 60 lbs.</p>		<p><b>COM:</b> 3 yds.  <b>COL:</b> 54 sq.ft.</p>									
		<b>COM</b>	<b>COL</b>	<b>1</b>	<b>2</b>	<b>3</b>	<b>4</b>	<b>5</b>	<b>6</b>	<b>7</b>	<b>8</b>	<b>9</b>	<b>10</b>	<b>L1</b>	<b>L2</b>
	<b>431-2</b>	1654	1819	1783	1848	1913	1978	2042	2107	2172	2237	2302	2367	2490	2723
		<i>Tilt Swivel w/ Lock / Pneumatic Seat Height Adjustment</i>													
	<b>431-4</b>	1696	1866	1826	1890	1955	2020	2085	2150	2215	2279	2344	2409	2532	2765
		<i>Knee Tilt Swivel w/ Infinite Lock / Pneumatic Seat Height Adjustment</i>													
<p><b>ARM CHAIR / EXPOSED WOOD OPEN UPHOLSTERED ARM</b></p>  <p>435-P</p>  <p>435-T</p>		<p><b>Overall:</b> 24"w 29"d 40"h  <b>Seat:</b> 20"w 19"d 19"h</p>		<p><b>Arm:</b> 27"h  <b>Weight:</b> 45 lbs.</p>		<p><b>COM:</b> 2.75 yds. (435-P) / 3 yds. (435-T)  <b>COL:</b> 49.5 sq.ft. (435-P) / 54 sq.ft. (435-T)</p>									
		<b>COM</b>	<b>COL</b>	<b>1</b>	<b>2</b>	<b>3</b>	<b>4</b>	<b>5</b>	<b>6</b>	<b>7</b>	<b>8</b>	<b>9</b>	<b>10</b>	<b>L1</b>	<b>L2</b>
	<b>435-P</b>	1315	1447	1457	1527	1598	1669	1739	1810	1881	1952	2022	2093	2195	2449
		<i>Tight Seat &amp; Back</i>													
	<b>435-T</b>	1508	1658	1649	1720	1790	1861	1932	2002	2073	2144	2215	2285	2412	2667
		<i>Tight Seat / Tufted Back</i>													

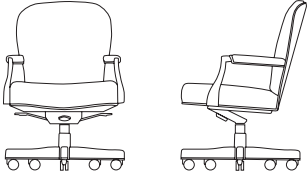
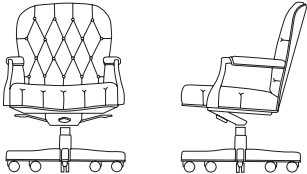
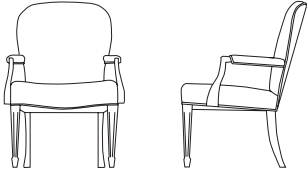
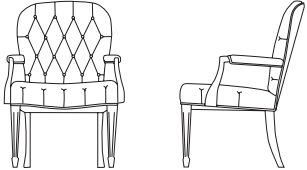
**DESCRIPTION:**

- Upholstery Frames: Hardwood & Plywood
- Seat: High Density Polyurethane Foam Over Eight-Way Hand Tied Coil Springs
- Back: High Density Polyurethane Foam Over Polypropylene Webbing
- Upholstered Arms: Polyurethane Foam Over Hardwood
- Exposed Arms: Solid Cherry, Lacquer Finished
- Classic Base Standard (Executive Chairs)
- 10 Year Warranty

**OPTIONS:**

- Specify Exposed Wood Finish (See Page 6)
- Base & Caster Options Available (See Pages 87-88)
- Brass or Pewter Nail Head Trim (See Page 88))

**Note: Trinity Must Approve Specific Fabrics / Leathers Used For Tufting.**

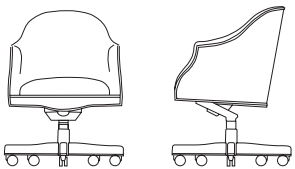
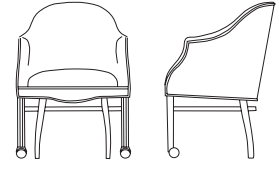
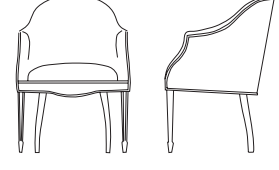
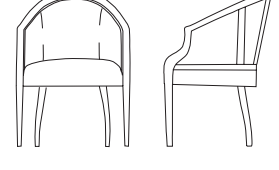
GEORGETOWN		ITEM #:	SPECIFICATIONS   GRADES   LIST PRICES:													
<b>LOW BACK CHAIR / OPEN WOOD UPHOLSTERED ARM / FULLY UPHOLSTERED</b>			<i>Overall: 25"w 26"d 36"-39"h</i>			<i>Arm: 25"-28"h</i>			<i>COM: 2.25 yds.</i>							
			<i>Seat: 21.5"w 18"d 18"-21"h</i>			<i>Weight: 55 lbs.</i>			<i>COL: 40.5 sq.ft.</i>							
			<b>COM</b>	<b>COL</b>	<b>1</b>	<b>2</b>	<b>3</b>	<b>4</b>	<b>5</b>	<b>6</b>	<b>7</b>	<b>8</b>	<b>9</b>	<b>10</b>	<b>L1</b>	<b>L2</b>
<b>440-2</b>			1186	1304	1280	1327	1374	1421	1468	1516	1563	1610	1657	1704	1781	1950
			<i>Tilt Swivel w/ Lock / Pneumatic Seat Height Adjustment</i>													
<b>440-4</b>			1233	1356	1327	1374	1421	1468	1516	1563	1610	1657	1704	1751	1828	1997
			<i>Knee Tilt Swivel w/ Infinite Lock / Pneumatic Seat Height Adjustment</i>													
<b>LOW BACK CHAIR / OPEN WOOD UPHOLSTERED ARM / TUFTED SEAT &amp; BACK</b>			<i>Overall: 25"w 26"d 36"-39"h</i>			<i>Arm: 25"-28"h</i>			<i>COM: 2.25 yds.</i>							
			<i>Seat: 21.5"w 18"d 18"-21"h</i>			<i>Weight: 55 lbs.</i>			<i>COL: 40.5 sq.ft.</i>							
			<b>COM</b>	<b>COL</b>	<b>1</b>	<b>2</b>	<b>3</b>	<b>4</b>	<b>5</b>	<b>6</b>	<b>7</b>	<b>8</b>	<b>9</b>	<b>10</b>	<b>L1</b>	<b>L2</b>
<b>441-2</b>			1361	1497	1503	1573	1644	1715	1785	1856	1927	1997	2068	2139	2261	2516
			<i>Tilt Swivel w/ Lock / Pneumatic Seat Height Adjustment</i>													
<b>441-4</b>			1404	1544	1545	1616	1686	1757	1828	1898	1969	2040	2111	2181	2304	2558
			<i>Knee Tilt Swivel w/ Infinite Lock / Pneumatic Seat Height Adjustment</i>													
<b>ARM CHAIR / OPEN WOOD UPHOLSTERED ARM</b>			<i>Overall: 25"w 26"d 36"h</i>			<i>Arm: 26"h</i>			<i>COM: 2.25 yds. (445-P) / 2.5 yds. (445-T)</i>							
			<i>Seat: 21.5"w 18"d 20"h</i>			<i>Weight: 45 lbs.</i>			<i>COL: 40.5 sq.ft. (445-P) / 45 sq.ft. (445-T)</i>							
			<b>COM</b>	<b>COL</b>	<b>1</b>	<b>2</b>	<b>3</b>	<b>4</b>	<b>5</b>	<b>6</b>	<b>7</b>	<b>8</b>	<b>9</b>	<b>10</b>	<b>L1</b>	<b>L2</b>
<b>445-P</b>			1105	1216	1235	1299	1364	1429	1494	1559	1624	1688	1753	1818	1908	2141
			<i>Tight Seat &amp; Back</i>													
<b>445-T</b>			1279	1407	1420	1491	1562	1632	1703	1774	1844	1915	1986	2057	2179	2434
			<i>Fully Tufted Seat &amp; Back</i>													
																

**DESCRIPTION:**

- Upholstery Frames: Hardwood & Plywood
- Seat: High Density Polyurethane Foam Over Eight-Way Hand Tied Coil Springs
- Back: High Density Polyurethane Foam Over Polypropylene Webbing (Item #: 448 - Strap Webbing)
- Upholstered Arms: Polyurethane Foam Over Hardwood
- Exposed Arms / Legs: Solid Maple, Lacquer Finished (#446, #447, #448)
- Classic Base Standard
- 10 Year Warranty

**OPTIONS:**

- Specify Exposed Wood Finish (See Page 6)
- Base & Caster Options Available (See Pages 87-88)
- Brass or Pewter Nail Head Trim (See Page 88)

FAIRFORD / BARREL CHAIR		ITEM #:	SPECIFICATIONS   GRADES   LIST PRICES:													
		<b>LOW BACK CHAIR / FULLY UPHOLSTERED</b>  <b>442-2</b>  <b>442-4</b>	<b>Overall:</b> 24.5"w 26"d 32.5"-36"h <b>Seat:</b> 20"w 18"d 18.5"-21.5"h			<b>Arm:</b> 26.5"-30"h <b>Weight:</b> 45 lbs.			<b>COM:</b> 3.25 yds. <b>COL:</b> 58.5 sq.ft.							
			<b>COM</b>	<b>COL</b>	<b>1</b>	<b>2</b>	<b>3</b>	<b>4</b>	<b>5</b>	<b>6</b>	<b>7</b>	<b>8</b>	<b>9</b>	<b>10</b>	<b>L1</b>	<b>L2</b>
			1188	1307	1329	1400	1471	1542	1612	1683	1754	1824	1895	1966	2069	2324
			<i>Tilt Swivel w/ Lock / Pneumatic Seat Height Adjustment</i>													
			<i>Knee Tilt Swivel w/ Infinite Lock / Pneumatic Seat Height Adjustment</i>													
		<b>ARM CHAIR / FULLY UPHOLSTERED</b>  <b>446</b>	<b>Overall:</b> 24.5"w 24.5"d 34"h <b>Seat:</b> 20"w 18"d 18"h			<b>Arm:</b> 27"h <b>Weight:</b> 45 lbs.			<b>COM:</b> 3.25 yds. <b>COL:</b> 58.5 sq.ft.							
			<b>COM</b>	<b>COL</b>	<b>1</b>	<b>2</b>	<b>3</b>	<b>4</b>	<b>5</b>	<b>6</b>	<b>7</b>	<b>8</b>	<b>9</b>	<b>10</b>	<b>L1</b>	<b>L2</b>
			1009	1110	1150	1221	1292	1362	1433	1504	1575	1645	1716	1787	1890	2144
			<i>Tight Seat &amp; Back / Front Casters</i>													
		<b>ARM CHAIR / UPHOLSTERED</b>  <b>447</b>	<b>Overall:</b> 24.5"w 24.5"d 34"h <b>Seat:</b> 20"w 18"d 18"h			<b>Arm:</b> 27"h <b>Weight:</b> 45 lbs.			<b>COM:</b> 3.25 yds. <b>COL:</b> 58.5 sq.ft.							
			<b>COM</b>	<b>COL</b>	<b>1</b>	<b>2</b>	<b>3</b>	<b>4</b>	<b>5</b>	<b>6</b>	<b>7</b>	<b>8</b>	<b>9</b>	<b>10</b>	<b>L1</b>	<b>L2</b>
			1043	1147	1185	1255	1326	1397	1467	1538	1609	1679	1750	1821	1829	2083
			<i>Tight Seat &amp; Back</i>													
		<b>BARREL CHAIR / UPHOLSTERED / EXPOSED ARM</b>  <b>448</b>	<b>Overall:</b> 25.5"w 23"d 31"h <b>Seat:</b> 21"w 18.75"d 19"h			<b>Arm:</b> 26"h <b>Weight:</b> 45 lbs.			<b>COM:</b> 2.25 yds. <b>COL:</b> 40.5 sq.ft.							
			<b>COM</b>	<b>COL</b>	<b>1</b>	<b>2</b>	<b>3</b>	<b>4</b>	<b>5</b>	<b>6</b>	<b>7</b>	<b>8</b>	<b>9</b>	<b>10</b>	<b>L1</b>	<b>L2</b>
			1254	1380	1349	1396	1443	1490	1537	1584	1632	1679	1726	1773	1867	2037
			<i>Tight Seat &amp; Back</i>													

Standard With Brass Nail Head Trim



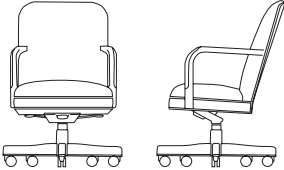
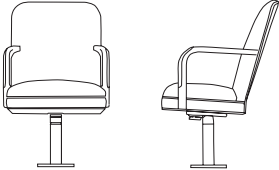
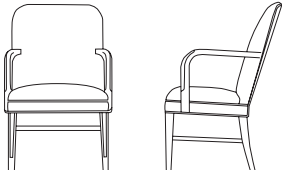
**DESCRIPTION:**

- Upholstery Frames: Hardwood & Plywood
- Seat: High Density Polyurethane Foam Over Eight-Way Hand Tied Coil Springs
- Back: High Density Polyurethane Foam Over Polypropylene Webbing
- Upholstered Arms: Polyurethane Foam Over Hardwood
- Exposed Arms: Solid Cherry, Lacquer Finished (#450 / #451 Arms Are Solid Steam Bent Cherry)
- Classic Base Standard
- 10 Year Warranty

**OPTIONS:**

- Specify Exposed Wood Finish (See Page 6)
- Base & Caster Options Available (See Pages 87-88)
- Brass or Pewter Nail Head Trim (See Page 88)

**Note: Trinity Must Approve Specific Fabrics / Leathers Used For Tufting.**

RALEIGH	ITEM #:	SPECIFICATIONS   GRADES   LIST PRICES:													
<b>LOW BACK CHAIR / OPEN WOOD UPHOLSTERED ARM</b>  		<b>Overall:</b> 24.5"w 26"d 37"-40"h			<b>Arm:</b> 27"-30"h			<b>COM:</b> 2.5 yds.							
		<b>Seat:</b> 21"w 18"d 18"-21"h			<b>Weight:</b> 60 lbs.			<b>COL:</b> 45 sq.ft.							
		<b>COM</b>	<b>COL</b>	<b>1</b>	<b>2</b>	<b>3</b>	<b>4</b>	<b>5</b>	<b>6</b>	<b>7</b>	<b>8</b>	<b>9</b>	<b>10</b>	<b>L1</b>	<b>L2</b>
	<b>450-2</b>	1397	1536	1514	1573	1632	1691	1750	1809	1868	1927	1986	2045	2052	2264
		<i>Tilt Swivel w/ Lock / Pneumatic Seat Height Adjustment</i>													
	<b>450-4</b>	1360	1496	1477	1536	1595	1654	1713	1772	1831	1890	1949	2008	2099	2311
		<i>Knee Tilt Swivel w/ Infinite Lock / Pneumatic Seat Height Adjustment</i>													
<b>LOW BACK JURY CHAIR / OPEN WOOD UPHOLSTERED ARM</b>  		<b>Overall:</b> 24.5"w 26"d 37"-40"h			<b>Arm:</b> 27"-30"h			<b>COM:</b> 2.5 yds.							
		<b>Seat:</b> 21"w 18"d 18"-21"h			<b>Weight:</b> 60 lbs.			<b>COL:</b> 45 sq.ft.							
		<b>COM</b>	<b>COL</b>	<b>1</b>	<b>2</b>	<b>3</b>	<b>4</b>	<b>5</b>	<b>6</b>	<b>7</b>	<b>8</b>	<b>9</b>	<b>10</b>	<b>L1</b>	<b>L2</b>
	<b>450-5</b>	1322	1454	1440	1499	1558	1616	1675	1734	1793	1852	1911	1970	2114	2327
		<i>Jury Base / Pneumatic Seat Height Adjustment / Self-Centering 360° Rotation</i>													
<b>ARM CHAIR / OPEN WOOD ARM</b>  		<b>Overall:</b> 23.25"w 26"d 37"h			<b>Arm:</b> 27"h			<b>COM:</b> 2.5 yds. (455-P) / 3 yds. (455-T)							
		<b>Seat:</b> 20"w 18"d 19"h			<b>Weight:</b> 40 lbs.			<b>COL:</b> 45 sq.ft. (455-P) / 54 sq.ft. (455-T)							
		<b>COM</b>	<b>COL</b>	<b>1</b>	<b>2</b>	<b>3</b>	<b>4</b>	<b>5</b>	<b>6</b>	<b>7</b>	<b>8</b>	<b>9</b>	<b>10</b>	<b>L1</b>	<b>L2</b>
	<b>455-P</b>	1106	1217	1224	1283	1342	1401	1460	1519	1578	1637	1696	1754	1839	2051
		<i>Tight Seat &amp; Back</i>													

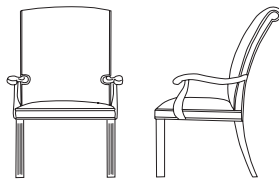
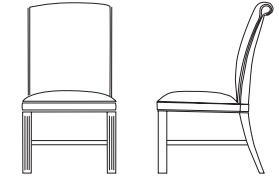
**DESCRIPTION:**

- Upholstery Frames: Hardwood & Plywood
- Seat: High Density Polyurethane Foam Over Eight-Way Hand Tied Coil Springs
- Back: High Density Polyurethane Foam Over Polypropylene Webbing
- Upholstered Arms: Polyurethane Foam Over Hardwood
- Exposed Arms: Solid Cherry, Lacquer Finished  
(#455 Arms Are Solid Steam Bent Cherry)
- 10 Year Warranty

**OPTIONS:**

- Specify Exposed Wood Finish (See Page 6)
- Base & Caster Options Available (See Pages 80-81)
- Brass or Pewter Nail Head Trim (See Page 88)

**Note: Trinity Must Approve Specific Fabrics / Leathers Used For Tufting.**

YORK		ITEM #:	SPECIFICATIONS   GRADES   LIST PRICES:													
<b>ARM CHAIR / OPEN WOOD ARM</b>			<i>Overall: 27.5"w 28"d 40"h</i>		<i>Arm: 26"h</i>		<i>COM: 3 yds.</i>									
			<i>Seat: 23"w 18.5"d 20"h</i>		<i>Weight: 45 lbs.</i>		<i>COL: 54 sq.ft.</i>									
		<b>452</b>	<b>COM</b>	<b>COL</b>	<b>1</b>	<b>2</b>	<b>3</b>	<b>4</b>	<b>5</b>	<b>6</b>	<b>7</b>	<b>8</b>	<b>9</b>	<b>10</b>	<b>L1</b>	<b>L2</b>
			1168	1285	1298	1362	1427	1492	1557	1622	1687	1751	1816	1881	1964	2197
			<i>Tight Seat &amp; Back</i>													
<b>ARMLESS SIDE CHAIR</b>			<i>Overall: 22"w 28"d 40"h</i>		<i>Arm: n/a</i>		<i>COM: 3 yds.</i>									
			<i>Seat: 22"w 18.5"d 20"h</i>		<i>Weight: 40 lbs.</i>		<i>COL: 54 sq.ft.</i>									
		<b>453</b>	<b>COM</b>	<b>COL</b>	<b>1</b>	<b>2</b>	<b>3</b>	<b>4</b>	<b>5</b>	<b>6</b>	<b>7</b>	<b>8</b>	<b>9</b>	<b>10</b>	<b>L1</b>	<b>L2</b>
			922	1014	1051	1116	1181	1246	1310	1375	1440	1505	1570	1634	1717	1950
			<i>Tight Seat &amp; Back</i>													

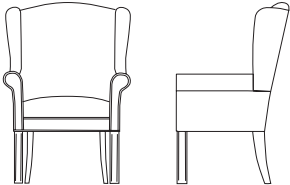

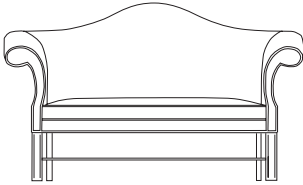
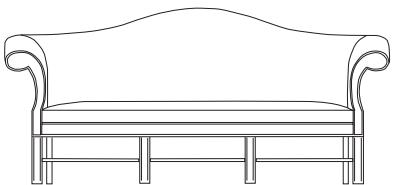
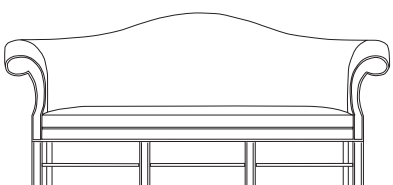

**DESCRIPTION:**

- Upholstery Frames: Hardwood & Plywood
- Seat: High Density Polyurethane Foam Over Eight-Way Hand Tied Coil Springs
- Back: High Density Polyurethane Foam Over Sinuous Wire Springs (Item #: 467 - Strap Webbing)
- Upholstered Arms: Polyurethane Foam Over Hardwood
- Exposed Legs: Solid Cherry, Lacquer Finished
- 10 Year Warranty

**OPTIONS:**

- Feather Down & Polyester Pillows Available (See Page 5)
- Specify Exposed Wood Finish (See Page 6)
- Brass or Pewter Nail Head Trim (See Page 88)

**Note: Trinity Must Approve Specific Fabrics / Leathers Used For Tufting.**

JAMESTOWN / RICHMOND		ITEM #:	SPECIFICATIONS   GRADES   LIST PRICES:													
 467-P		467-P	<b>Overall:</b> 27"w 26.5"d 39.25"h			<b>Arm:</b> 25"h			<b>COM:</b> 4.25 yds. (467-P) / 4.25 yds. (467-C)							
			<b>Seat:</b> 21"w 21"d 18.75"h			<b>Weight:</b> 55 lbs.			<b>COL:</b> 76.5 sq.ft. (467-P) / 76.5 sq.ft. (467-C)							
			<b>COM</b>	<b>COL</b>	<b>1</b>	<b>2</b>	<b>3</b>	<b>4</b>	<b>5</b>	<b>6</b>	<b>7</b>	<b>8</b>	<b>9</b>	<b>10</b>	<b>L1</b>	<b>L2</b>
			1032	1135	1232	1333	1433	1533	1633	1733	1833	1934	2034	2134	2623	3090
			<i>Tight Seat &amp; Back</i>													
 467-C		467-C	<b>Overall:</b> 27"w 26.5"d 39.25"h			<b>Arm:</b> 25"h			<b>COM:</b> 4.25 yds. (467-P) / 4.25 yds. (467-C)							
			<b>Seat:</b> 21"w 21"d 18.75"h			<b>Weight:</b> 55 lbs.			<b>COL:</b> 76.5 sq.ft. (467-P) / 76.5 sq.ft. (467-C)							
			<b>COM</b>	<b>COL</b>	<b>1</b>	<b>2</b>	<b>3</b>	<b>4</b>	<b>5</b>	<b>6</b>	<b>7</b>	<b>8</b>	<b>9</b>	<b>10</b>	<b>L1</b>	<b>L2</b>
			1020	1122	1220	1320	1420	1520	1621	1721	1821	1921	2021	2121	2348	2708
			<i>Loose Seat Cushion / Tight Back</i>													
 481-P Shown		481-P	<b>Overall:</b> 59"w 34"d 35.5"h			<b>Arm:</b> 32"h			<b>COM:</b> 7 yds. (481-P) / 8 yds. (481-C) / 7.5 yds. (481-T)							
			<b>Seat:</b> 44"w 20.5"d 18"h			<b>Weight:</b> 105 lbs.			<b>COL:</b> 126 sq.ft. (481-P) / 144 sq.ft. (481-C) / 135 sq.ft. (481-T)							
			<b>COM</b>	<b>COL</b>	<b>1</b>	<b>2</b>	<b>3</b>	<b>4</b>	<b>5</b>	<b>6</b>	<b>7</b>	<b>8</b>	<b>9</b>	<b>10</b>	<b>L1</b>	<b>L2</b>
			1907	2098	2249	2420	2591	2762	2932	3103	3274	3445	3616	3787	3992	4608
			<i>Tight Seat &amp; Back</i>													
			<b>COM</b>	<b>COL</b>	<b>1</b>	<b>2</b>	<b>3</b>	<b>4</b>	<b>5</b>	<b>6</b>	<b>7</b>	<b>8</b>	<b>9</b>	<b>10</b>	<b>L1</b>	<b>L2</b>
			1840	2024	2205	2388	2570	2753	2936	3118	3301	3484	3666	3849	4224	4881
			<i>Reversible Loose Cushion / Tight Back</i>													
			<b>COM</b>	<b>COL</b>	<b>1</b>	<b>2</b>	<b>3</b>	<b>4</b>	<b>5</b>	<b>6</b>	<b>7</b>	<b>8</b>	<b>9</b>	<b>10</b>	<b>L1</b>	<b>L2</b>
			2034	2237	2399	2581	2764	2947	3129	3312	3495	3677	3860	4043	4535	5213
			<i>Tight Seat / Tufted Back</i>													
 482-P		482-P	<b>Overall:</b> 88"w 34"d 38.5"h			<b>Arm:</b> 32"h			<b>COM:</b> 9 yds. (482-P) / 10.75 yds. (482-C) / 9.75 yds. (482-T)							
			<b>Seat:</b> 73"w 20.5"d 18"h			<b>Weight:</b> 140 lbs.			<b>COL:</b> 162 sq.ft. (482-P) / 193.5 sq.ft. (482-C) / 175.5 sq.ft. (482-T)							
			<b>COM</b>	<b>COL</b>	<b>1</b>	<b>2</b>	<b>3</b>	<b>4</b>	<b>5</b>	<b>6</b>	<b>7</b>	<b>8</b>	<b>9</b>	<b>10</b>	<b>L1</b>	<b>L2</b>
			2448	2693	2884	3102	3320	3538	3756	3974	4192	4410	4628	4846	5102	5887
			<i>Tight Seat &amp; Back</i>													
 482-C		482-C	<b>Overall:</b> 88"w 34"d 38.5"h			<b>Arm:</b> 32"h			<b>COM:</b> 9 yds. (482-P) / 10.75 yds. (482-C) / 9.75 yds. (482-T)							
			<b>Seat:</b> 73"w 20.5"d 18"h			<b>Weight:</b> 140 lbs.			<b>COL:</b> 162 sq.ft. (482-P) / 193.5 sq.ft. (482-C) / 175.5 sq.ft. (482-T)							
			<b>COM</b>	<b>COL</b>	<b>1</b>	<b>2</b>	<b>3</b>	<b>4</b>	<b>5</b>	<b>6</b>	<b>7</b>	<b>8</b>	<b>9</b>	<b>10</b>	<b>L1</b>	<b>L2</b>
			2278	2506	2761	3003	3244	3486	3727	3969	4211	4452	4694	4935	5552	6422
			<i>Reversible Loose Cushion / Tight Back</i>													
 482-T		482-T	<b>Overall:</b> 88"w 34"d 38.5"h			<b>Arm:</b> 32"h			<b>COM:</b> 9 yds. (482-P) / 10.75 yds. (482-C) / 9.75 yds. (482-T)							
			<b>Seat:</b> 73"w 20.5"d 18"h			<b>Weight:</b> 140 lbs.			<b>COL:</b> 162 sq.ft. (482-P) / 193.5 sq.ft. (482-C) / 175.5 sq.ft. (482-T)							
			<b>COM</b>	<b>COL</b>	<b>1</b>	<b>2</b>	<b>3</b>	<b>4</b>	<b>5</b>	<b>6</b>	<b>7</b>	<b>8</b>	<b>9</b>	<b>10</b>	<b>L1</b>	<b>L2</b>
			2847	3132	3307	3537	3767	3996	4226	4456	4686	4915	5145	5375	5903	6730
			<i>Tight Seat / Tufted Back</i>													


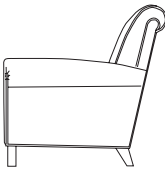

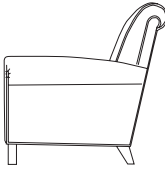




*Note: Line Art Does Not Represent All Available Styles. Read Cushion & Back Descriptions Per Specific Item Number.*

**DESCRIPTION:**

- Upholstery Frames: Hardwood & Plywood
- Seat: High Density Polyurethane Foam Over Eight-Way Hand Tied Coil Springs
- Back: High Density Polyurethane Foam Over Sinuous Wire Springs
- Loose Cushions: High Density Polydacron
- Integral Exposed Wood Legs: Solid Cherry
- Leather / Vinyl Cushions Are Not Reversible
- 10 Year Warranty

**OPTIONS:**

- PM1 Power/Data Module (1-Power / 1-USB 2 Port Simplex Charger) .....\$717
- Feather Down & Polyester Pillows Available (See Page 5)  
 Specify Exposed Wood Finish (See Page 6)  
 Brass or Pewter Nail Head Trim (See Page 88)





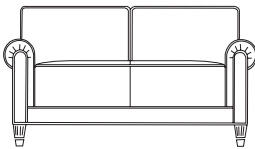
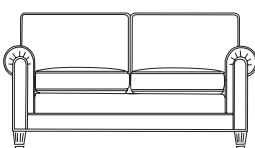

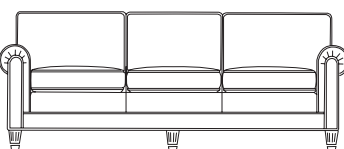
DAVENPORT		ITEM #:	SPECIFICATIONS   GRADES   LIST PRICES:													
<b>LOUNGE CHAIR</b>			<b>Overall:</b> 34.5"w 37"d 34.5"h				<b>Arm:</b> 24"h				<b>COM:</b> 5 yds. (486-P) / 5.5 yds. (486-C)					
			<b>Seat:</b> 21.5"w 21"d 18"h				<b>Weight:</b> 75 lbs.				<b>COL:</b> 90 sq.ft. (486-P) / 99 sq.ft. (486-C)					
 		<b>486-P</b>	<b>COM</b>	<b>COL</b>	<b>1</b>	<b>2</b>	<b>3</b>	<b>4</b>	<b>5</b>	<b>6</b>	<b>7</b>	<b>8</b>	<b>9</b>	<b>10</b>	<b>L1</b>	<b>L2</b>
			1427	1570	1663	1780	1898	2016	2134	2252	2370	2487	2605	2723	2882	3306
			<i>Tight Seat &amp; Back</i>													
 		<b>486-C</b>	1397	1536	1668	1803	1939	2074	2210	2345	2481	2616	2752	2887	3116	3603
			<i>Reversible Loose Seat Cushion / Tight Back</i>													
<b>TWO PLACE SOFA</b>			<b>Overall:</b> 65.5"w 37"d 34.5"h				<b>Arm:</b> 24"h				<b>COM:</b> 7.75 yds. (487-P) / 8.5 yds. (487-C)					
			<b>Seat:</b> 52.5"w 21"d 18"h				<b>Weight:</b> 110 lbs.				<b>COL:</b> 139.5 sq.ft. (487-P) / 153 sq.ft. (487-C)					
		<b>487-P</b>	<b>COM</b>	<b>COL</b>	<b>1</b>	<b>2</b>	<b>3</b>	<b>4</b>	<b>5</b>	<b>6</b>	<b>7</b>	<b>8</b>	<b>9</b>	<b>10</b>	<b>L1</b>	<b>L2</b>
			2089	2298	2454	2637	2819	3002	3185	3367	3550	3733	3915	4098	4334	4991
			<i>Tight Seat &amp; Back</i>													
		<b>487-C</b>	1764	1941	2153	2348	2542	2736	2931	3125	3320	3514	3709	3903	4432	5132
			<i>Reversible Loose Seat Cushions / Tight Back</i>													
<b>THREE PLACE SOFA</b>			<b>Overall:</b> 82.5"w 37"d 34.5"h				<b>Arm:</b> 24"h				<b>COM:</b> 9 yds. (488-P) / 10 yds. (488-C)					
			<b>Seat:</b> 69.5"w 21"d 18"h				<b>Weight:</b> 160 lbs.				<b>COL:</b> 162 sq.ft. (488-P) / 180 sq.ft. (488-C)					
		<b>488-P</b>	<b>COM</b>	<b>COL</b>	<b>1</b>	<b>2</b>	<b>3</b>	<b>4</b>	<b>5</b>	<b>6</b>	<b>7</b>	<b>8</b>	<b>9</b>	<b>10</b>	<b>L1</b>	<b>L2</b>
			2564	2821	2977	3183	3389	3595	3801	4008	4214	4420	4626	4833	5102	5845
			<i>Tight Seat &amp; Back</i>													
		<b>488-C</b>	2203	2423	2662	2892	3122	3352	3581	3811	4041	4271	4501	4730	5486	6314
			<i>Reversible Loose Seat Cushions / Tight Back</i>													

**DESCRIPTION:**

- Upholstery Frames: Hardwood & Plywood
- Seat: High Density Polyurethane Foam Over Eight-Way Hand Tied Coil Springs
- Back: High Density Polyurethane Foam Over Sinuous Wire Springs
- Loose Cushions: High Density Polydacron
- Integral Exposed Wood Legs: Solid Cherry
- Leather / Vinyl Cushions Are Not Reversible
- Brass Ferrules Standard
- 10 Year Warranty

**OPTIONS:**

- PM1 Power/Data Module (1-Power / 1-USB 2 Port Simplex Charger) .....\$717
- Feather Down & Polyester Pillows Available (See Page 5)  
Specify Exposed Wood Finish (See Page 6)  
Brass Nail Head Trim (See Page 88)

RANDOLPH		ITEM #:	SPECIFICATIONS   GRADES   LIST PRICES:													
<b>LOUNGE CHAIR</b>			<b>Overall:</b> 35"w 34"d 31"h			<b>Arm:</b> 23"h			<b>COM:</b> 4.75 yds. (490-P) / 5.25 yds. (490-C)							
			<b>Seat:</b> 21.5"w 20.5"d 17.5"h			<b>Weight:</b> 65 lbs.			<b>COL:</b> 85.5 sq.ft. (490-P) / 94.5 sq.ft. (490-C)							
 		<b>490-P</b>	<b>COM</b>	<b>COL</b>	<b>1</b>	<b>2</b>	<b>3</b>	<b>4</b>	<b>5</b>	<b>6</b>	<b>7</b>	<b>8</b>	<b>9</b>	<b>10</b>	<b>L1</b>	<b>L2</b>
			1598	1758	1822	1934	2046	2158	2270	2382	2494	2605	2717	2829	2994	3397
			<i>Tight Seat &amp; Back</i>													
 		<b>490-C</b>	1633	1797	1881	2005	2128	2252	2376	2500	2623	2747	2871	2995	3175	3620
			<i>Reversible Loose Seat Cushion / Tight Back</i>													
			<i>Brass Nail Head Trim Available On Arm Fronts Only</i>													
<b>TWO PLACE SOFA</b>			<b>Overall:</b> 58.5"w 34"d 31"h			<b>Arm:</b> 23"h			<b>COM:</b> 6.75 yds. (491-P) / 7.25 yds. (491-C)							
			<b>Seat:</b> 44"w 20.5"d 17.5"h			<b>Weight:</b> 100 lbs.			<b>COL:</b> 121.5 sq.ft. (491-P) / 130.5 sq.ft. (491-C)							
		<b>491-P</b>	<b>COM</b>	<b>COL</b>	<b>1</b>	<b>2</b>	<b>3</b>	<b>4</b>	<b>5</b>	<b>6</b>	<b>7</b>	<b>8</b>	<b>9</b>	<b>10</b>	<b>L1</b>	<b>L2</b>
			2120	2332	2438	2597	2756	2915	3074	3233	3392	3552	3711	3870	4092	4665
			<i>Tight Seat &amp; Back</i>													
		<b>491-C</b>	2190	2410	2544	2721	2898	3074	3251	3428	3605	3781	3958	4135	4386	5022
			<i>Reversible Loose Seat Cushion / Tight Back</i>													
			<i>Brass Nail Head Trim Available On Arm Fronts Only</i>													
<b>THREE PLACE SOFA</b>			<b>Overall:</b> 78.5"w 34"d 31"h			<b>Arm:</b> 23"h			<b>COM:</b> 8 yds. (492-P) / 9.5 yds. (492-C)							
			<b>Seat:</b> 64"w 20.5"d 17.5"h			<b>Weight:</b> 147 lbs.			<b>COL:</b> 144 sq.ft. (492-P) / 171 sq.ft. (492-C)							
		<b>492-P</b>	<b>COM</b>	<b>COL</b>	<b>1</b>	<b>2</b>	<b>3</b>	<b>4</b>	<b>5</b>	<b>6</b>	<b>7</b>	<b>8</b>	<b>9</b>	<b>10</b>	<b>L1</b>	<b>L2</b>
			2688	2957	3065	3254	3442	3631	3819	4008	4197	4385	4574	4762	5025	5704
			<i>Tight Seat &amp; Back</i>													
		<b>492-C</b>	2814	3095	3250	3468	3686	3904	4122	4340	4558	4776	4994	5212	5518	6303
			<i>Reversible Loose Seat Cushion / Tight Back</i>													
			<i>Brass Nail Head Trim Available On Arm Fronts Only</i>													

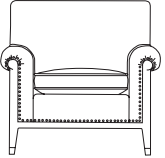
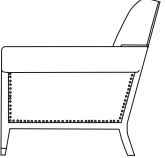

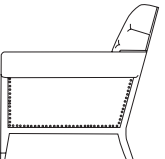
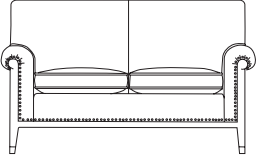
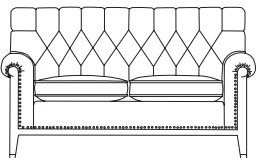
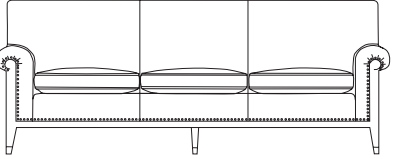
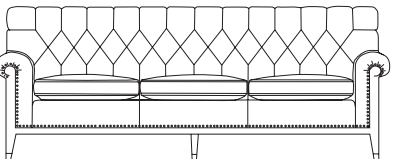
**DESCRIPTION:**

- Upholstery Frames: Hardwood & Plywood
- Seat: High Density Polyurethane Foam Over Eight-Way Hand Tied Coil Springs
- Back: High Density Polyurethane Foam Over Sinuous Wire Springs
- Loose Cushions: High Density Polydacron
- Integral Exposed Wood Legs: Solid Cherry
- Leather / Vinyl Cushions Are Not Reversible
- Brass Nail Head Trim / Brass Ferrules Standard
- 10 Year Warranty





**OPTIONS:**

- PM1 Power/Data Module (1-Power / 1-USB 2 Port Simplex Charger) .....\$717
- Feather Down & Polyester Pillows Available (See Page 5)
- Specify Exposed Wood Finish (See Page 6)


**Note: Trinity Must Approve Specific Fabrics / Leathers Used For Tufting.**

RAYBURN		ITEM #:	SPECIFICATIONS   GRADES   LIST PRICES:													
<b>LOUNGE CHAIR / TUFTED BACK</b>			<b>Overall:</b> 34.5"w 34"d 34"h			<b>Arm:</b> 23"h			<b>COM:</b> 4.75 yds. (493-P) / 6.25 yds. (493-C) / 6.5 yds. (493-T)							
			<b>Seat:</b> 21.5"w 20"d 18"h			<b>Weight:</b> 65 lbs.			<b>COL:</b> 85.5 sq.ft. (493-P) / 112.5 sq.ft. (493-C) / 117 sq.ft. (493-T)							
 493-C  493-T  493-C  493-T			<b>COM</b>	<b>COL</b>	<b>1</b>	<b>2</b>	<b>3</b>	<b>4</b>	<b>5</b>	<b>6</b>	<b>7</b>	<b>8</b>	<b>9</b>	<b>10</b>	<b>L1</b>	<b>L2</b>
		<b>493-C</b>	1778	1956	2038	2167	2297	2427	2556	2686	2815	2945	3075	3204	3501	3968
			<i>Reversible Loose Seat Cushion / Tight Back</i>													
		<b>493-T</b>	2028	2230	2287	2416	2546	2676	2805	2935	3065	3194	3324	3453	3640	4107
			<i>Reversible Loose Seat Cushion / Tufted Back</i>													
Standard With Brass Nail Head Trim / Brass Ferrules																
<b>TWO PLACE SOFA / TUFTED BACK</b>			<b>Overall:</b> 64"w 34"d 34"h			<b>Arm:</b> 23"h			<b>COM:</b> 6.5 yds. (494-P) / 8 yds. (494-C) / 8.75 yds. (494-T)							
			<b>Seat:</b> 51"w 20"d 18"h			<b>Weight:</b> 100 lbs.			<b>COL:</b> 117 sq.ft. (494-P) / 144 sq.ft. (494-C) / 157.5 sq.ft. (494-T)							
 494-C  494-T			<b>COM</b>	<b>COL</b>	<b>1</b>	<b>2</b>	<b>3</b>	<b>4</b>	<b>5</b>	<b>6</b>	<b>7</b>	<b>8</b>	<b>9</b>	<b>10</b>	<b>L1</b>	<b>L2</b>
		<b>494-C</b>	2283	2511	2648	2831	3013	3196	3379	3561	3744	3927	4109	4292	4876	5533
			<i>Reversible Loose Seat Cushions / Tight Back</i>													
		<b>494-T</b>	3049	3354	3438	3632	3827	4021	4216	4410	4604	4799	4993	5188	5482	6182
			<i>Reversible Loose Seat Cushions / Tufted Back</i>													
Standard With Brass Nail Head Trim / Brass Ferrules																
<b>THREE PLACE SOFA / TUFTED BACK</b>			<b>Overall:</b> 89"w 34"d 34"h			<b>Arm:</b> 23"h			<b>COM:</b> 9.25 yds. (495-P) / 10.25 yds. (495-C) / 11 yds. (495-T)							
			<b>Seat:</b> 76"w 20"d 18"h			<b>Weight:</b> 170 lbs.			<b>COL:</b> 166.5 sq.ft. (495-P) / 184.5 sq.ft. (495-C) / 198 sq.ft. (495-T)							
 495-C  495-T			<b>COM</b>	<b>COL</b>	<b>1</b>	<b>2</b>	<b>3</b>	<b>4</b>	<b>5</b>	<b>6</b>	<b>7</b>	<b>8</b>	<b>9</b>	<b>10</b>	<b>L1</b>	<b>L2</b>
		<b>495-C</b>	2815	3097	3275	3505	3735	3964	4194	4424	4654	4883	5113	5343	6265	7092
			<i>Reversible Loose Seat Cushions / Tight Back</i>													
		<b>495-T</b>	4027	4430	4534	4787	5041	5294	5547	5801	6054	6307	6561	6814	7211	8123
			<i>Reversible Loose Seat Cushions / Tufted Back</i>													
Standard With Brass Nail Head Trim / Brass Ferrules																

BASES	OPTION #:	SPECIFICATIONS   LIST PRICES   AVAILABILITY:
<p data-bbox="94 176 329 205">TRANSITIONAL WOOD BASE</p> 	TWB	<p data-bbox="581 176 781 205"><b>Overall:</b> 25"w 25"d 5.5"h</p> <hr/> <p data-bbox="581 268 1211 323">No Charge Solid Hardwood Cap, Steel Reinforced 5 Prong Base With 55mm Black Dual Wheel Casters.</p> <p data-bbox="581 344 1179 420">           OPTIONS:      Carpet Caster - 2" Metal Balls                      \$131 (Set Of 5)                                  Antique Bronze Hooded Caster - 2" Rubber Ball        \$121 (Set Of 5)                                  Brass Hooded Black Caster - 2" Dual Wheels                \$68 (Set Of 5)         </p> <p data-bbox="581 462 878 491"><b>Available:</b> <i>Traditional Executive Seating</i></p>
<p data-bbox="94 638 280 667">CLASSIC WOOD BASE</p> 	CWB	<p data-bbox="581 638 768 667"><b>Overall:</b> 28"w 28"d 5"h</p> <hr/> <p data-bbox="581 730 1211 785">Standard Traditional Base - No Charge Solid Hardwood Cap, Steel Reinforced 5 Prong Base With 55mm Black Dual Wheel Casters.</p> <p data-bbox="581 806 1179 903">           OPTIONS:      Carpet Caster - 2" Metal Balls                      \$131 (Set Of 5)                                  Antique Bronze Hooded Caster - 2" Rubber Ball        \$121 (Set Of 5)                                  Brass Hooded Black Caster - 2" Dual Wheels                \$68 (Set Of 5)                                  Brass Scuff Plates    \$84 (Set Of 5)         </p> <p data-bbox="581 945 878 974"><b>Available:</b> <i>Traditional Executive Seating</i></p>
<p data-bbox="94 1100 280 1129">TAPERED RESIN BASE</p> 	TRB	<p data-bbox="581 1100 797 1129"><b>Overall:</b> 25.5"w 25.5"d 5"h</p> <hr/> <p data-bbox="581 1192 1105 1247">           \$125 Deduct            Black Reinforced Nylon 5 Prong Base With 55mm Black Dual Wheel Casters.         </p> <p data-bbox="581 1289 878 1318"><b>Available:</b> <i>Traditional Executive Seating</i></p>
<p data-bbox="94 1562 191 1591">JURY BASE</p> 	JRB	<p data-bbox="581 1562 813 1591"><b>Overall:</b> 8.5" Diameter 3.75"h</p> <hr/> <p data-bbox="581 1654 1024 1709">           \$27            360° Rotation, Self Centering With Pneumatic Height Adjustment         </p> <p data-bbox="581 1730 797 1759">           OPTIONS:      No Rotation         </p> <p data-bbox="581 1801 878 1831"><b>Available:</b> <i>Traditional Executive Seating</i></p>

CASTERS / SCUFF PLATES / NAIL TRIM / MEDALLIONS	OPTION #:	SPECIFICATIONS   LIST PRICES   AVAILABILITY:
<p><b>CASTERS</b></p>  <p>(C1) Carpet Caster - 2" Metal Balls</p> <p>(C2) Antique Bronze Hooded Caster - 2" Rubber Ball</p> <p>(C3) Brass Hooded Black Caster - 2" Dual Wheels</p> <p>(C4) Black Sculptured Glide - 2" Flat Bottom Glide</p>	<p><b>C1</b></p> <p><b>C2</b></p> <p><b>C3</b></p> <p><b>C4</b></p>	<p><b>Overall: 2"h</b></p> <hr/> <p>\$138 (Set Of 5) <i>Carpet Caster - 2" Metal Balls (Additional Finishes Available)</i></p> <p>\$127 (Set Of 5) <i>Antique Bronze Hooded Caster - 2" Rubber Ball (Additional Finishes Available)</i></p> <p>\$71 (Set Of 5) <i>Brass Hooded Black Caster - 2" Dual Wheels (Additional Finishes Available)</i></p> <p>No Charge (Set Of 5) <i>Black Sculptured Glide - 2" Flat Bottom Glide</i></p> <p><b>Available: Traditional Executive Seating</b></p>
<p><b>SCUFF PLATES</b></p> 	<p><b>SP</b></p>	<p><b>Overall: 1"w 4"d</b></p> <hr/> <p>\$88 (Set Of 5) <i>(Specify Brass Or Pewter)</i></p> <p><b>Available: Classic Base Only</b></p>
<p><b>NAIL HEAD TRIM</b></p> 	<p><b>NT-1</b></p> <p><b>NT-2</b></p> <p><b>NT-3</b></p>	<p><b>Overall: .4375" Diameter</b></p> <hr/> <p>\$56 - Lounge Chair <i>#9 French Natural Brass Standard. Pewter Nail Trim Is Available. (Specify Finish) NOTE: All Trim Is Placed Head To Head.</i></p> <p>\$83 - Executive Chair, Wing Back Chairs, Two Place Sofa (Love Seat) <i>#9 French Natural Brass Standard. Pewter Nail Trim Is Available. (Specify Finish) NOTE: All Trim Is Placed Head To Head.</i></p> <p>\$110 - Three Place Sofa <i>#9 French Natural Brass Standard. Pewter Nail Trim Is Available. (Specify Finish) NOTE: All Trim Is Placed Head To Head.</i></p> <p><b>Available: Traditional Executive, Guest, Lounge</b></p>
<p><b>CONCENTRIC CIRCLE ARM MEDALLIONS</b></p> 	<p><b>CCM</b></p>	<p><b>Overall: 1.25" Diameter</b></p> <hr/> <p>No Charge <i>(Specify Finish)</i></p> <p><b>Available: Traditional Executive Chairs</b></p>



POWER / COVERS	OPTION #:	SPECIFICATIONS   LIST PRICES   AVAILABILITY:
<p>POWER / DATA MODULE</p> 	<p><b>PM1</b></p>	<p><b>Overall:</b> 5.25"w 1.25"d 4.25"h</p> <hr/> <p><b>\$717</b> (1-Power / 1-USB 2 Port Simplex Charger Standard)  <i>Vertical / Horizontal Mount Power Module. Price Varies By Socket. Contact Customer Service For Quote. (Additional Colors Available)</i></p> <p><b>Available:</b> <i>Traditional Lounge</i></p>
<p>CONTRASTING COVERS</p> 	<p><b>CC</b></p>	<p><b>Overall:</b> n/a</p> <hr/> <p><b>\$110</b>  <i>NOTE: If Two Or More Upholsteries Or Leathers Are Used On Any Piece Of Furniture, Then A Contrast Charge Will Apply Per Order. When Using Trinity Upholstery, The Higher Priced Upholstery Grade Will Be Used In Pricing, Unless It's Trinity Leather With Fabric Contrast Welt, Or COM With Trinity Contrast Welt, Then Contact Customer Service For Pricing.</i></p> <p><b>Available:</b> <i>Traditional Collection</i></p>