

Traditional

EXECUTIVE / GUEST / LOUNGE / TABLES

Effective: August 1, 2022

T R I N I T Y

Date:

Page:

Modification:

Description:

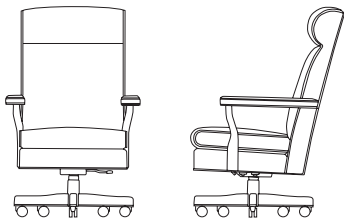
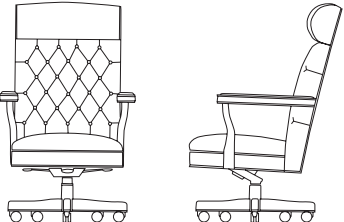
DESCRIPTION:

- Upholstery Frames: Hardwood & Plywood
- Seat: High Density Polyurethane Foam Over Woven Rubber Webbing
- Back: High Density Polyurethane Foam Over Sinuous Wire Springs
- Upholstered Arms: Polyurethane Foam Over Hardwood
- Exposed Arms: Solid Cherry, Lacquer Finished
- Classic Base Standard
- 10 Year Warranty

OPTIONS:

Specify Exposed Wood Finish (See Page 6)
 Base & Caster Options Available (See Traditional Options Pages)
 Brass or Pewter Nail Head Trim (See Traditional Options Pages)

Note: Trinity Must Approve Specific Fabrics / Leathers Used For Tufting.

JUDGES / CHAMBERLAIN	ITEM #:	SPECIFICATIONS GRADES LIST PRICES:													
HIGH BACK JUDGES CHAIR / OPEN WOOD UPHOLSTERED ARM / LOOSE CUSHION 	400-3	Overall: 28.25"w 33"d 48"-52"h		Arm: 30"-33"h		COM: 3.75 yds.									
		Seat: 24.75"w 20"d 21"-24"h		Weight: 85 lbs.		COL: 67.5 sq.ft.									
		COM	COL	1	2	3	4	5	6	7	8	9	10	L1	L2
		1796	1975	2002	2105	2208	2311	2414	2517	2621	2724	2827	2930	3091	3463
<i>Tilt Swivel Infinite Lock / Pneumatic Seat Height Adjustment</i>															
HIGH BACK JUDGES CHAIR / OPEN WOOD UPHOLSTERED ARM / TUFTED BACK / TIGHT CUSHION 	401-3	Overall: 28.25"w 33"d 48"-52"h		Arm: 30"-33"h		COM: 3.75 yds.									
		Seat: 24.75"w 20"d 21"-24"h		Weight: 85 lbs.		COL: 67.5 sq.ft.									
		COM	COL	1	2	3	4	5	6	7	8	9	10	L1	L2
		1912	2103	2118	2221	2324	2428	2531	2634	2737	2840	2943	3046	3225	3596
<i>Tilt Swivel Infinite Lock / Pneumatic Seat Height Adjustment</i>															
	401-4	1967	2164	2173	2276	2379	2483	2586	2689	2792	2895	2998	3101	3280	3651
<i>Knee Tilt Swivel Infinite Lock / Pneumatic Seat Height Adjustment</i>															

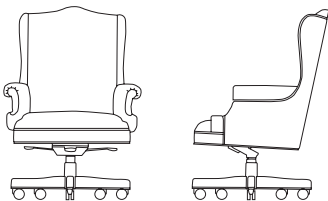
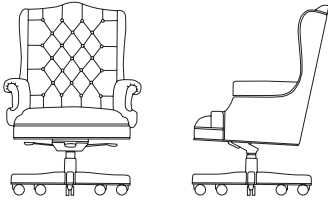
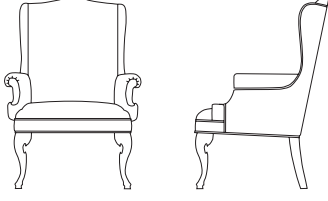

DESCRIPTION:

- Upholstery Frames: Hardwood & Plywood
- Seat: High Density Polyurethane Foam Over Woven Rubber Webbing
- Back: High Density Polyurethane Foam Over Sinuous Wire Springs
- Upholstered Arms: Polyurethane Foam Over Hardwood
- Exposed Arms: Solid Cherry, Lacquer Finished
- Classic Base Standard
- 10 Year Warranty

OPTIONS:

Specify Exposed Wood Finish (See Page 6)
 Base & Caster Options Available (See Traditional Options Pages)
 Brass or Pewter Nail Head Trim (See Traditional Options Pages)

Note: Trinity Must Approve Specific Fabrics / Leathers Used For Tufting.

BARRISTER		ITEM #:	SPECIFICATIONS GRADES LIST PRICES:												
			Overall: 31"w 32"d 44"-47"h			Arm: 28"-31"h			COM: 5 yds.						
			Seat: 21"w 19.5"d 19"-22"h			Weight: 80 lbs.			COL: 90 sq.ft.						
			COM	COL	1	2	3	4	5	6	7	8	9	10	L1
	410-3	1625	1788	1886	2017	2148	2278	2409	2539	2670	2800	2931	3062	3246	3716
<i>Tilt Swivel Infinite Lock / Pneumatic Seat Height Adjustment</i>															
	410-4	1680	1848	1941	2072	2203	2333	2464	2594	2725	2855	2986	3117	3301	3771
<i>Knee Tilt Swivel w/ Infinite Lock / Pneumatic Seat Height Adjustment</i>															
			Overall: 31"w 32"d 44"-47"h			Arm: 28"-31"h			COM: 5.25 yds.						
			Seat: 21"w 19.5"d 19"-22"h			Weight: 80 lbs.			COL: 94.5 sq.ft.						
			COM	COL	1	2	3	4	5	6	7	8	9	10	L1
	411-3	2031	2234	2319	2464	2608	2752	2897	3041	3185	3329	3474	3618	3870	4389
<i>Tilt Swivel Infinite Lock / Pneumatic Seat Height Adjustment / Tight Seat & Tufted Back</i>															
	411-4	2130	2343	2418	2563	2707	2851	2995	3140	3284	3428	3573	3717	3969	4488
<i>Knee Tilt Swivel w/ Infinite Lock / Pneumatic Seat Height Adjustment / Tight Seat & Tufted Back</i>															
			Overall: 31"w 32"d 44"h			Arm: 28"h			COM: 5 yds. (415-P) / 5.25 yds. (415-T)						
			Seat: 21"w 19.5"d 20"h			Weight: 62 lbs.			COL: 90 sq.ft. (415-P) / 94.5 sq.ft. (415-T)						
			COM	COL	1	2	3	4	5	6	7	8	9	10	L1
	415-P	1528	1681	1790	1920	2051	2181	2312	2442	2573	2704	2834	2965	3149	3619
<i>Tight Seat & Back</i>															
	415-T	1866	2052	2154	2299	2443	2587	2732	2876	3020	3164	3309	3453	3705	4224
<i>Tight Seat & Tufted Back</i>															
			Overall: 31"w 32"d 44"h			Arm: 28"h			COM: 5 yds. (415-P) / 5.25 yds. (415-T)						
			Seat: 21"w 19.5"d 20"h			Weight: 62 lbs.			COL: 90 sq.ft. (415-P) / 94.5 sq.ft. (415-T)						
			COM	COL	1	2	3	4	5	6	7	8	9	10	L1
	415-T	1866	2052	2154	2299	2443	2587	2732	2876	3020	3164	3309	3453	3705	4224
<i>Tight Seat & Tufted Back</i>															

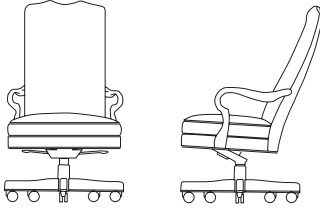
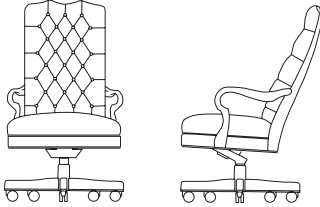


DESCRIPTION:

- Upholstery Frames: Hardwood & Plywood
- Seat: High Density Polyurethane Foam Over Woven Rubber Webbing
- Back: High Density Polyurethane Foam Over Polypropylene Webbing
- Upholstered Arms: Polyurethane Foam Over Hardwood
- Exposed Arms: Solid Cherry, Lacquer Finished
- Classic Base Standard
- 10 Year Warranty

OPTIONS:

Specify Exposed Wood Finish (See Page 6)
 Base & Caster Options Available (See Traditional Options Pages)
 Brass or Pewter Nail Head Trim (See Traditional Options Pages)

Note: Trinity Must Approve Specific Fabrics / Leathers Used For Tufting.

THURSTON	ITEM #:	SPECIFICATIONS GRADES LIST PRICES:													
<p>MEDIUM BACK CHAIR / EXPOSED WOOD OPEN ARM</p> 		Overall: 25"w 29"d 43"-46"h			Arm: 26"-29"h			COM: 2.75 yds.							
		Seat: 20"w 19"d 20"-23"h			Weight: 70 lbs.			COL: 49.5 sq.ft.							
		COM	COL	1	2	3	4	5	6	7	8	9	10	L1	L2
	420-2	1651	1816	1709	1781	1853	1924	1996	2068	2139	2211	2283	2354	2465	2723
		<i>Tilt Swivel w/ Lock / Pneumatic Seat Height Adjustment</i>													
	420-4	1706	1877	1761	1833	1905	1976	2048	2120	2192	2263	2335	2407	2517	2775
		<i>Knee Tilt Swivel w/ Infinite Lock / Pneumatic Seat Height Adjustment</i>													
<p>MEDIUM BACK CHAIR / OPEN ARM / TIGHT SEAT & TUFTED BACK</p> 		Overall: 25"w 29"d 43"-46"h			Arm: 26"-29"h			COM: 3 yds.							
		Seat: 20"w 19"d 20"-23"h			Weight: 70 lbs.			COL: 54 sq.ft.							
		COM	COL	1	2	3	4	5	6	7	8	9	10	L1	L2
	421-2	1932	2050	2015	2090	2166	2241	2317	2393	2468	2544	2619	2695	2843	3115
		<i>Tilt Swivel w/ Lock / Pneumatic Seat Height Adjustment / Tight Seat & Tufted Back</i>													
	421-4	1984	2104	2064	2140	2215	2291	2367	2442	2518	2593	2669	2744	2893	3165
		<i>Knee Tilt Swivel w/ Infinite Lock / Pneumatic Seat Height Adjustment / Tight Seat & Tufted Back</i>													
<p>ARM CHAIR / EXPOSED WOOD OPEN ARM / CABRIOLE LEG</p>  <p>425-P</p>  <p>425-T</p>		Overall: 25"w 29"d 43"h			Arm: 26.5"h			COM: 2.75 yds. (425-P) / 3 yds. (425-T)							
		Seat: 20"w 19"d 20"h			Weight: 45 lbs.			COL: 49.5 sq.ft. (425-P) / 54 sq.ft. (425-T)							
		COM	COL	1	2	3	4	5	6	7	8	9	10	L1	L2
	425-P	1633	1732	1726	1801	1877	1952	2028	2103	2179	2255	2330	2406	2523	2795
		<i>Tight Seat & Back</i>													
	425-T	1864	1977	1949	2024	2100	2175	2251	2327	2402	2478	2553	2629	2777	3049
		<i>Tight Seat & Tufted Back</i>													

DESCRIPTION:

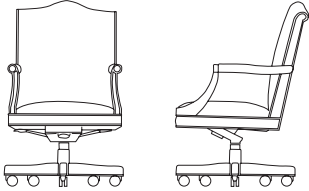
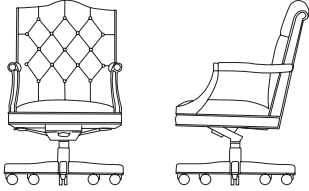
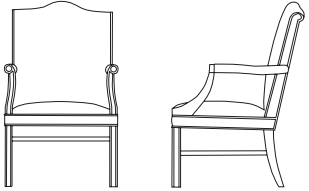
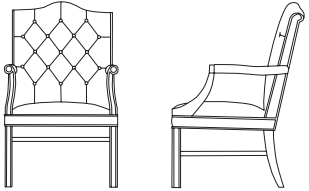
- Upholstery Frames: Hardwood & Plywood
- Seat: High Density Polyurethane Foam Over Woven Rubber Webbing
- Back: High Density Polyurethane Foam Over Polypropylene Webbing
- Upholstered Arms: Polyurethane Foam Over Hardwood
- Exposed Arms: Solid Cherry, Lacquer Finished
- Classic Base Standard
- 10 Year Warranty

OPTIONS:

CCM Concentric Arm Medalion (430 Model)..... N/C

Specify Exposed Wood Finish (See Page 6)
 Base & Caster Options Available (See Traditional Options Pages)
 Brass or Pewter Nail Head Trim (See Traditional Options Pages)

Note: Trinity Must Approve Specific Fabrics / Leathers Used For Tufting.

WASHINGTON	ITEM #:	SPECIFICATIONS GRADES LIST PRICES:													
<p>MEDIUM BACK CHAIR / OPEN WOOD UPHOLSTERED ARM</p> 		Overall: 24"w 29"d 40"-43"h			Arm: 27"-30"h			COM: 2.75 yds.							
		Seat: 20"w 19"d 19"-22"h			Weight: 60 lbs.			COL: 49.5 sq.ft.							
		COM	COL	1	2	3	4	5	6	7	8	9	10	L1	L2
	430-2	1650	1814	1814	1897	1979	2062	2144	2227	2309	2392	2474	2557	2676	2972
		<i>Tilt Swivel w/ Lock / Pneumatic Seat Height Adjustment</i>													
	430-4	1699	1869	1864	1946	2029	2111	2194	2276	2359	2441	2524	2606	2725	3022
		<i>Knee Tilt Swivel w/ Infinite Lock / Pneumatic Seat Height Adjustment</i>													
<p>MEDIUM BACK CHAIR / OPEN WOOD UPHOLSTERED ARM / TUFTED BACK</p> 		Overall: 24"w 29"d 40"-43"h			Arm: 27"-30"h			COM: 3 yds.							
		Seat: 20"w 19"d 19"-22"h			Weight: 60 lbs.			COL: 54 sq.ft.							
		COM	COL	1	2	3	4	5	6	7	8	9	10	L1	L2
	431-2	1929	2122	2080	2156	2231	2307	2382	2458	2534	2609	2685	2760	2904	3176
		<i>Tilt Swivel w/ Lock / Pneumatic Seat Height Adjustment</i>													
	431-4	1978	2176	2129	2205	2281	2356	2432	2507	2583	2659	2734	2810	2953	3226
		<i>Knee Tilt Swivel w/ Infinite Lock / Pneumatic Seat Height Adjustment</i>													
<p>ARM CHAIR / EXPOSED WOOD OPEN UPHOLSTERED ARM</p>  <p>435-P</p>  <p>435-T</p>		Overall: 24"w 29"d 40"h			Arm: 27"h			COM: 2.75 yds. (435-P) / 3 yds. (435-T)							
		Seat: 20"w 19"d 19"h			Weight: 45 lbs.			COL: 49.5 sq.ft. (435-P) / 54 sq.ft. (435-T)							
		COM	COL	1	2	3	4	5	6	7	8	9	10	L1	L2
	435-P	1534	1687	1699	1781	1864	1946	2029	2111	2194	2276	2359	2441	2560	2857
		<i>Tight Seat & Back</i>													
	435-T	1758	1934	1923	2006	2088	2171	2253	2336	2418	2501	2583	2666	2814	3111
		<i>Tight Seat / Tufted Back</i>													

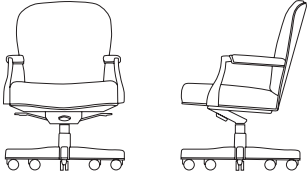
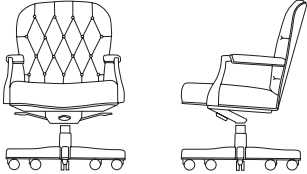
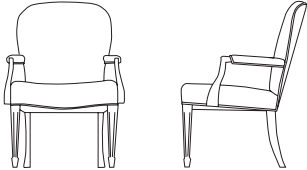


DESCRIPTION:

- Upholstery Frames: Hardwood & Plywood
- Seat: High Density Polyurethane Foam Over Woven Rubber Webbing
- Back: High Density Polyurethane Foam Over Polypropylene Webbing
- Upholstered Arms: Polyurethane Foam Over Hardwood
- Exposed Arms: Solid Cherry, Lacquer Finished
- Classic Base Standard (Executive Chairs)
- 10 Year Warranty

OPTIONS:

Specify Exposed Wood Finish (See Page 6)
 Base & Caster Options Available (See Traditional Options Pages)
 Brass or Pewter Nail Head Trim (See Traditional Options Pages)

Note: Trinity Must Approve Specific Fabrics / Leathers Used For Tufting.

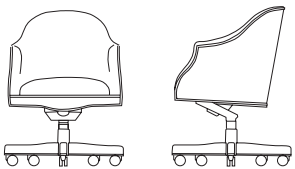
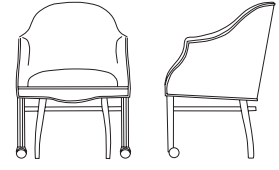
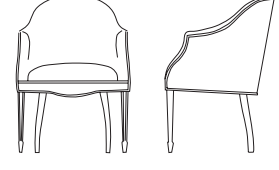
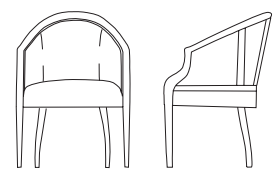
GEORGETOWN		ITEM #:	SPECIFICATIONS GRADES LIST PRICES:													
LOW BACK CHAIR / OPEN WOOD UPHOLSTERED ARM / FULLY UPHOLSTERED 			Overall: 25"w 26"d 36"-39"h			Arm: 25"-28"h			COM: 2.25 yds.							
			Seat: 21.5"w 18"d 18"-21"h			Weight: 55 lbs.			COL: 40.5 sq.ft.							
			COM	COL	1	2	3	4	5	6	7	8	9	10	L1	L2
		440-2	1383	1521	1493	1548	1603	1658	1713	1768	1823	1878	1933	1988	2077	2275
			<i>Tilt Swivel w/ Lock / Pneumatic Seat Height Adjustment</i>													
		440-4	1438	1582	1548	1603	1658	1713	1768	1823	1878	1933	1988	2043	2132	2330
			<i>Knee Tilt Swivel w/ Infinite Lock / Pneumatic Seat Height Adjustment</i>													
LOW BACK CHAIR / OPEN WOOD UPHOLSTERED ARM / TIGHT SEAT & TUFTED BACK 			Overall: 25"w 26"d 36"-39"h			Arm: 25"-28"h			COM: 2.25 yds.							
			Seat: 21.5"w 18"d 18"-21"h			Weight: 55 lbs.			COL: 40.5 sq.ft.							
			COM	COL	1	2	3	4	5	6	7	8	9	10	L1	L2
		441-2	1588	1746	1753	1835	1918	2000	2082	2165	2247	2330	2412	2495	2638	2935
			<i>Tilt Swivel w/ Lock / Pneumatic Seat Height Adjustment / Tight Seat & Tufted Back</i>													
		441-4	1637	1801	1802	1885	1967	2049	2132	2214	2297	2379	2462	2544	2687	2984
			<i>Knee Tilt Swivel w/ Infinite Lock / Pneumatic Seat Height Adjustment / Tight Seat & Tufted Back</i>													
ARM CHAIR / OPEN WOOD UPHOLSTERED ARM 			Overall: 25"w 26"d 36"h			Arm: 26"h			COM: 2.25 yds. (445-P) / 2.5 yds. (445-T)							
			Seat: 21.5"w 18"d 20"h			Weight: 45 lbs.			COL: 40.5 sq.ft. (445-P) / 45 sq.ft. (445-T)							
			COM	COL	1	2	3	4	5	6	7	8	9	10	L1	L2
		445-P	1289	1418	1440	1516	1591	1667	1743	1818	1894	1969	2045	2120	2226	2498
			<i>Tight Seat & Back</i>													
		445-T	1492	1641	1657	1739	1821	1904	1986	2069	2151	2234	2316	2399	2542	2838
			<i>Tight Seat & Tufted Back</i>													
																
																

DESCRIPTION:

- Upholstery Frames: Hardwood & Plywood
- Seat: High Density Polyurethane Foam Over Woven Rubber Webbing
- Back: High Density Polyurethane Foam Over Polypropylene Webbing (Item #: 448 - Strap Webbing)
- Upholstered Arms: Polyurethane Foam Over Hardwood
- Exposed Arms / Legs: Solid Maple, Lacquer Finished (#446, #447, #448)
- Classic Base Standard
- 10 Year Warranty

OPTIONS:

- Specify Exposed Wood Finish (See Page 6)
- Base & Caster Options Available (See Traditional Options Pages)
- Brass or Pewter Nail Head Trim (See Traditional Options Pages)

FAIRFORD / BARREL CHAIR		ITEM #:	SPECIFICATIONS GRADES LIST PRICES:													
		LOW BACK CHAIR / FULLY UPHOLSTERED 442-2 442-4	Overall: 24.5"w 26"d 32.5"-36"h Seat: 20"w 18"d 18.5"-21.5"h			Arm: 26.5"-30"h Weight: 45 lbs.			COM: 3.25 yds. COL: 58.5 sq.ft.							
			COM	COL	1	2	3	4	5	6	7	8	9	10	L1	L2
			1437	1524	1551	1633	1716	1798	1881	1963	2045	2128	2210	2293	2413	2710
			<i>Tilt Swivel w/ Lock / Pneumatic Seat Height Adjustment</i>													
			<i>Knee Tilt Swivel w/ Infinite Lock / Pneumatic Seat Height Adjustment</i>													
		ARM CHAIR / FULLY UPHOLSTERED 446	Overall: 24.5"w 24.5"d 34"h Seat: 20"w 18"d 18"h			Arm: 27"h Weight: 45 lbs.			COM: 3.25 yds. COL: 58.5 sq.ft.							
			COM	COL	1	2	3	4	5	6	7	8	9	10	L1	L2
			1220	1294	1342	1424	1507	1589	1672	1754	1837	1919	2001	2084	2204	2501
			<i>Tight Seat & Back / Front Casters</i>													
		ARM CHAIR / UPHOLSTERED 447	Overall: 24.5"w 24.5"d 34"h Seat: 20"w 18"d 18"h			Arm: 27"h Weight: 45 lbs.			COM: 3.25 yds. COL: 58.5 sq.ft.							
			COM	COL	1	2	3	4	5	6	7	8	9	10	L1	L2
			1262	1338	1382	1464	1547	1629	1712	1794	1876	1959	2041	2124	2133	2430
			<i>Tight Seat & Back</i>													
		BARREL CHAIR / UPHOLSTERED / EXPOSED ARM 448	Overall: 25.5"w 23"d 31"h Seat: 21"w 18.75"d 19"h			Arm: 26"h Weight: 45 lbs.			COM: 2.25 yds. COL: 40.5 sq.ft.							
			COM	COL	1	2	3	4	5	6	7	8	9	10	L1	L2
			1517	1610	1573	1628	1683	1738	1793	1848	1903	1958	2013	2068	2178	2376
			<i>Tight Seat & Back</i>													

Standard With Brass Nail Head Trim

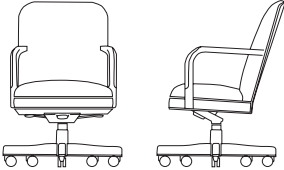
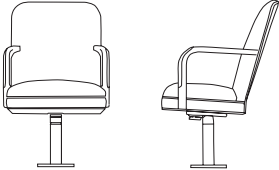
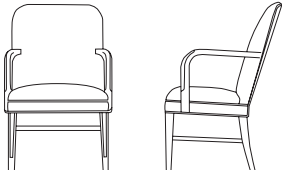
DESCRIPTION:

- Upholstery Frames: Hardwood & Plywood
- Seat: High Density Polyurethane Foam Over Woven Rubber Webbing
- Back: High Density Polyurethane Foam Over Polypropylene Webbing
- Upholstered Arms: Polyurethane Foam Over Hardwood
- Exposed Arms: Solid Cherry, Lacquer Finished (#450 / #451 Arms Are Solid Steam Bent Cherry)
- Classic Base Standard
- 10 Year Warranty

OPTIONS:

Specify Exposed Wood Finish (See Page 6)
 Base & Caster Options Available (See Traditional Options Pages)
 Brass or Pewter Nail Head Trim (See Traditional Options Pages)

Note: Trinity Must Approve Specific Fabrics / Leathers Used For Tufting.

RALEIGH	ITEM #:	SPECIFICATIONS GRADES LIST PRICES:													
LOW BACK CHAIR / OPEN WOOD UPHOLSTERED ARM 		Overall: 24.5"w 26"d 37"-40"h			Arm: 27"-30"h			COM: 2.5 yds.							
		Seat: 21"w 18"d 18"-21"h			Weight: 60 lbs.			COL: 45 sq.ft.							
		COM	COL	1	2	3	4	5	6	7	8	9	10	L1	L2
	450-2	1531	1684	1668	1737	1806	1874	1943	2012	2081	2149	2218	2287	2393	2641
		<i>Tilt Swivel w/ Lock / Pneumatic Seat Height Adjustment</i>													
	450-4	1586	1744	1723	1792	1861	1929	1998	2067	2136	2204	2273	2342	2448	2696
		<i>Knee Tilt Swivel w/ Infinite Lock / Pneumatic Seat Height Adjustment</i>													
LOW BACK JURY CHAIR / OPEN WOOD UPHOLSTERED ARM 		Overall: 24.5"w 26"d 37"-40"h			Arm: 27"-30"h			COM: 2.5 yds.							
		Seat: 21"w 18"d 18"-21"h			Weight: 60 lbs.			COL: 45 sq.ft.							
		COM	COL	1	2	3	4	5	6	7	8	9	10	L1	L2
	450-5	1542	1696	1679	1748	1817	1885	1954	2023	2092	2160	2229	2298	2466	2714
		<i>Jury Base / Pneumatic Seat Height Adjustment / Self-Centering 360° Rotation</i>													
ARM CHAIR / OPEN WOOD ARM 		Overall: 23.25"w 26"d 37"h			Arm: 27"h			COM: 2.5 yds. (455-P) / 3 yds. (455-T)							
		Seat: 20"w 18"d 19"h			Weight: 40 lbs.			COL: 45 sq.ft. (455-P) / 54 sq.ft. (455-T)							
		COM	COL	1	2	3	4	5	6	7	8	9	10	L1	L2
	455-P	1290	1419	1428	1497	1565	1634	1703	1771	1840	1909	1978	2046	2145	2392
		<i>Tight Seat & Back</i>													

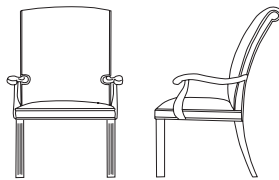
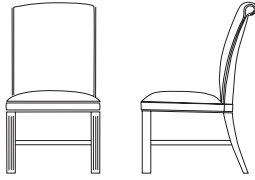
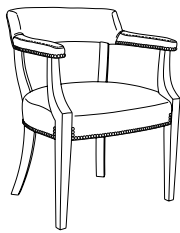
DESCRIPTION:

- Upholstery Frames: Hardwood & Plywood (Hardwood Only On #456)
- Seat: High Density Polyurethane Foam Over Woven Rubber Webbing
- Back: High Density Polyurethane Foam Over Polypropylene Webbing
- Upholstered Arms: Polyurethane Foam Over Hardwood
- Exposed Arms: Solid Cherry, Lacquer Finished (#455 Arms Are Solid Steam Bent Cherry)
- Nail Head Trim Optional (#456 Captain's Chair)
- 10 Year Warranty

OPTIONS:

- Specify Exposed Wood Finish (See Page 6)
- Base & Caster Options Available (See Traditional Options Pages)
- Brass or Pewter Nail Head Trim (See Traditional Options Pages)

Note: Trinity Must Approve Specific Fabrics / Leathers Used For Tufting.

YORK / CAPTAIN'S CHAIR		ITEM #:	SPECIFICATIONS GRADES LIST PRICES:													
		452	Overall: 27.5"w 28"d 40"h		Arm: 26"h		COM: 3 yds.									
			Seat: 23"w 18.5"d 20"h		Weight: 45 lbs.		COL: 54 sq.ft.									
			COM	COL	1	2	3	4	5	6	7	8	9	10	L1	L2
			1362	1499	1514	1589	1665	1740	1816	1892	1967	2043	2118	2194	2290	2563
			<i>Tight Seat & Back</i>													
		453	Overall: 22"w 28"d 40"h		Arm: n/a		COM: 3 yds.									
			Seat: 22"w 18.5"d 20"h		Weight: 40 lbs.		COL: 54 sq.ft.									
			COM	COL	1	2	3	4	5	6	7	8	9	10	L1	L2
			1075	1182	1226	1302	1377	1453	1528	1604	1680	1755	1831	1906	2002	2275
			<i>Tight Seat & Back</i>													
		456	Overall: 27"w 24"d 32"h		Arm: 27"h		COM: 2 yds.									
			Seat: 20"w 19"d 18"h		Weight: 40 lbs.		COL: 39 sq.ft.									
			COM	COL	1	2	3	4	5	6	7	8	9	10	L1	L2
			922	1014	1000	1040	1079	1118	1158	1197	1236	1275	1315	1354	1421	1563
			<i>Tight Seat & Back</i>													

Brass Or Pewter Nail Head Trim Optional

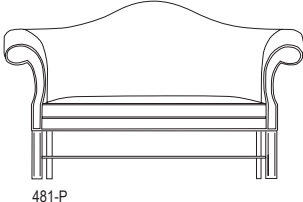
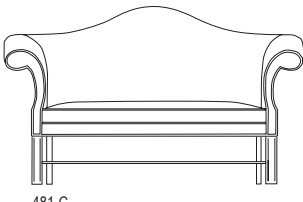
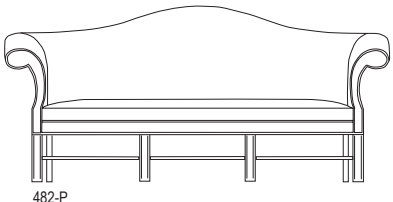
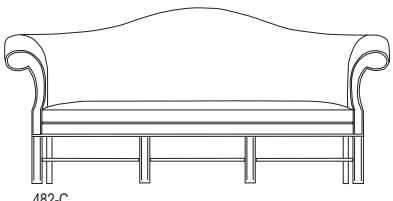
DESCRIPTION:

- Upholstery Frames: Hardwood & Plywood
- Seat: High Density Polyurethane Foam Over Eight-Way Hand Tied Coil Springs
- Back: High Density Polyurethane Foam Over Sinuous Wire Springs
- Upholstered Arms: Polyurethane Foam Over Hardwood
- Exposed Legs: Solid Cherry, Lacquer Finished
- 10 Year Warranty

OPTIONS:

- Feather Down & Polyester Pillows Available (See Page 5)
- Specify Exposed Wood Finish (See Page 6)
- Brass or Pewter Nail Head Trim (See Traditional Options Pages)

Note: Trinity Must Approve Specific Fabrics / Leathers Used For Tufting.


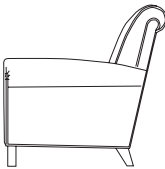

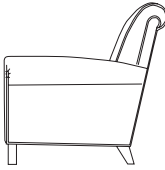




RICHMOND	ITEM #:	SPECIFICATIONS GRADES LIST PRICES:																
<p>TWO PLACE SOFA / STRAIGHT FLUTED LEG</p>  <p>481-P</p>  <p>481-C</p>		<p>Overall: 59"w 34"d 35.5"h Seat: 44"w 20.5"d 18"h</p>	<p>Arm: 32"h Weight: 105 lbs.</p>	<p>COM: 7 yds. (481-P) / 8 yds. (481-C) / 7.5 yds. (481-T) COL: 126 sq.ft. (481-P) / 144 sq.ft. (481-C) / 135 sq.ft. (481-T)</p>	COM	COL	1	2	3	4	5	6	7	8	9	10	L1	L2
	481-P	2307	2447	2623	2822	3022	3221	3420	3620	3819	4018	4218	4417	4657	5374	<i>Tight Seat & Back</i>		
	481-C	2404	2550	2744	2957	3170	3383	3596	3809	4022	4235	4448	4661	4927	5694	<i>Reversible Loose Cushion / Tight Back</i>		
<p>THREE PLACE SOFA / STRAIGHT FLUTED LEG</p>  <p>482-P</p>  <p>482-C</p>		<p>Overall: 88"w 34"d 38.5"h Seat: 73"w 20.5"d 18"h</p>	<p>Arm: 32"h Weight: 140 lbs.</p>	<p>COM: 9 yds. (482-P) / 10.75 yds. (482-C) / 9.75 yds. (482-T) COL: 162 sq.ft. (482-P) / 193.5 sq.ft. (482-C) / 175.5 sq.ft. (482-T)</p>	COM	COL	1	2	3	4	5	6	7	8	9	10	L1	L2
	482-P	2961	3141	3364	3618	3873	4127	4381	4635	4890	5144	5398	5653	5951	6866	<i>Tight Seat & Back</i>		
	482-C	3145	3336	3596	3878	4160	4442	4723	5005	5287	5569	5850	6132	6476	7491	<i>Reversible Loose Cushion / Tight Back</i>		

DESCRIPTION:

- Upholstery Frames: Hardwood & Plywood
- Seat: High Density Polyurethane Foam Over Eight-Way Hand Tied Coil Springs
- Back: High Density Polyurethane Foam Over Sinuous Wire Springs
- Loose Cushions: High Density Polydacron
- Integral Exposed Wood Legs: Solid Cherry
- Leather / Vinyl Cushions Are Not Reversible
- 10 Year Warranty

OPTIONS:

- PM1 Power/Data Module (1-Power / 1-USB 2 Port Simplex Charger)\$836
- Feather Down & Polyester Pillows Available (See Page 5)
 Specify Exposed Wood Finish (See Page 6)
 Brass or Pewter Nail Head Trim (See Traditional Options Pages)





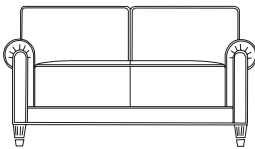
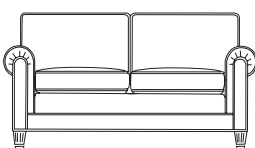

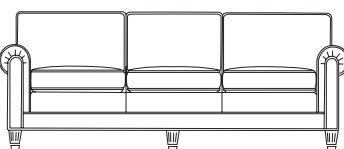
DAVENPORT		ITEM #:	SPECIFICATIONS GRADES LIST PRICES:													
LOUNGE CHAIR			Overall: 34.5"w 37"d 34.5"h				Arm: 24"h				COM: 5 yds. (486-P) / 5.5 yds. (486-C)					
			Seat: 21.5"w 21"d 18"h				Weight: 75 lbs.				COL: 90 sq.ft. (486-P) / 99 sq.ft. (486-C)					
 		486-P	COM	COL	1	2	3	4	5	6	7	8	9	10	L1	L2
			1664	1831	1939	2077	2214	2351	2489	2626	2764	2901	3039	3176	3361	3856
			<i>Tight Seat & Back</i>													
 		486-C	1629	1792	1945	2103	2261	2419	2577	2735	2894	3052	3210	3368	3634	4203
			<i>Reversible Loose Seat Cushion / Tight Back</i>													
TWO PLACE SOFA			Overall: 65.5"w 37"d 34.5"h				Arm: 24"h				COM: 7.75 yds. (487-P) / 8.5 yds. (487-C)					
			Seat: 52.5"w 21"d 18"h				Weight: 110 lbs.				COL: 139.5 sq.ft. (487-P) / 153 sq.ft. (487-C)					
		487-P	COM	COL	1	2	3	4	5	6	7	8	9	10	L1	L2
			2436	2680	2862	3075	3288	3502	3715	3928	4141	4354	4567	4780	5055	5822
			<i>Tight Seat & Back</i>													
		487-C	2058	2264	2511	2738	2965	3192	3419	3645	3872	4099	4326	4553	5170	5986
			<i>Reversible Loose Seat Cushions / Tight Back</i>													
THREE PLACE SOFA			Overall: 82.5"w 37"d 34.5"h				Arm: 24"h				COM: 9 yds. (488-P) / 10 yds. (488-C)					
			Seat: 69.5"w 21"d 18"h				Weight: 160 lbs.				COL: 162 sq.ft. (488-P) / 180 sq.ft. (488-C)					
		488-P	COM	COL	1	2	3	4	5	6	7	8	9	10	L1	L2
			2991	3290	3472	3712	3953	4193	4434	4675	4915	5156	5396	5637	5951	6817
			<i>Tight Seat & Back</i>													
		488-C	2569	2826	3105	3373	3641	3909	4177	4445	4713	4981	5249	5517	6399	7364
			<i>Reversible Loose Seat Cushions / Tight Back</i>													

DESCRIPTION:

- Upholstery Frames: Hardwood & Plywood
- Seat: High Density Polyurethane Foam Over Eight-Way Hand Tied Coil Springs
- Back: High Density Polyurethane Foam Over Sinuous Wire Springs
- Loose Cushions: High Density Polydacron
- Integral Exposed Wood Legs: Solid Cherry
- Leather / Vinyl Cushions Are Not Reversible
- Brass Ferrules Standard
- 10 Year Warranty

OPTIONS:

- PM1 Power/Data Module (1-Power / 1-USB 2 Port Simplex Charger)\$836
- Feather Down & Polyester Pillows Available (See Page 5)
 Specify Exposed Wood Finish (See Page 6)
 Brass Nail Head Trim (See Traditional Options Pages)

RANDOLPH		ITEM #:	SPECIFICATIONS GRADES LIST PRICES:														
LOUNGE CHAIR			Overall: 35"w 34"d 31"h			Arm: 23"h			COM: 4.75 yds. (490-P) / 5.25 yds. (490-C)								
			Seat: 21.5"w 20.5"d 17.5"h			Weight: 65 lbs.			COL: 85.5 sq.ft. (490-P) / 94.5 sq.ft. (490-C)								
 		490-P	COM	COL	1	2	3	4	5	6	7	8	9	10	L1	L2	
			1864	2050	2125	2256	2386	2517	2647	2778	2908	3039	3170	3300	3492	3962	
			<i>Tight Seat & Back</i>														
 		490-C	1905	2096	2194	2338	2483	2627	2771	2916	3060	3204	3348	3493	3703	4222	
			<i>Reversible Loose Seat Cushion / Tight Back</i>														
			<i>Brass Nail Head Trim Available On Arm Fronts Only</i>														
TWO PLACE SOFA			Overall: 58.5"w 34"d 31"h			Arm: 23"h			COM: 6.75 yds. (491-P) / 7.25 yds. (491-C)								
			Seat: 44"w 20.5"d 17.5"h			Weight: 100 lbs.			COL: 121.5 sq.ft. (491-P) / 130.5 sq.ft. (491-C)								
		491-P	COM	COL	1	2	3	4	5	6	7	8	9	10	L1	L2	
			2473	2720	2844	3029	3215	3400	3586	3771	3957	4143	4328	4514	4773	5441	
			<i>Tight Seat & Back</i>														
		491-C	2555	2810	2967	3174	3380	3586	3792	3998	4204	4411	4617	4823	5116	5858	
			<i>Reversible Loose Seat Cushion / Tight Back</i>														
			<i>Brass Nail Head Trim Available On Arm Fronts Only</i>														
THREE PLACE SOFA			Overall: 78.5"w 34"d 31"h			Arm: 23"h			COM: 8 yds. (492-P) / 9.5 yds. (492-C)								
			Seat: 64"w 20.5"d 17.5"h			Weight: 147 lbs.			COL: 144 sq.ft. (492-P) / 171 sq.ft. (492-C)								
		492-P	COM	COL	1	2	3	4	5	6	7	8	9	10	L1	L2	
			3135	3449	3575	3795	4015	4235	4455	4675	4895	5115	5335	5555	5862	6653	
			<i>Tight Seat & Back</i>														
		492-C	3282	3610	3791	4045	4299	4553	4808	5062	5316	5570	5825	6079	6437	7352	
			<i>Reversible Loose Seat Cushion / Tight Back</i>														
			<i>Brass Nail Head Trim Available On Arm Fronts Only</i>														

DESCRIPTION:

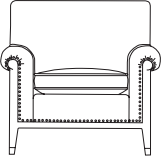

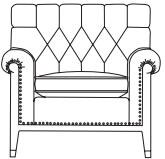

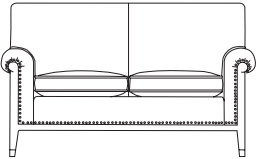
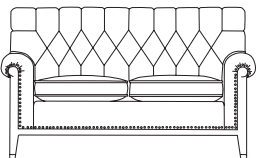
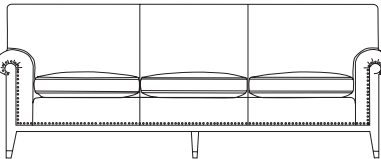
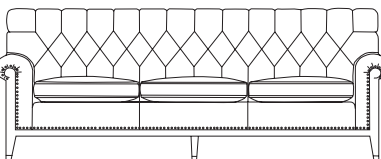
- Upholstery Frames: Hardwood & Plywood
- Seat: High Density Polyurethane Foam Over Eight-Way Hand Tied Coil Springs
- Back: High Density Polyurethane Foam Over Sinuous Wire Springs
- Loose Cushions: High Density Polydacron
- Integral Exposed Wood Legs: Solid Cherry
- Leather / Vinyl Cushions Are Not Reversible
- Brass Nail Head Trim / Brass Ferrules Standard
- 10 Year Warranty

OPTIONS:





PM1 Power/Data Module (1-Power / 1-USB 2 Port Simplex Charger)\$836

Feather Down & Polyester Pillows Available (See Page 5)
Specify Exposed Wood Finish (See Page 6)

Note: Trinity Must Approve Specific Fabrics / Leathers Used For Tufting.

RAYBURN		ITEM #:	SPECIFICATIONS GRADES LIST PRICES:													
LOUNGE CHAIR / TUFTED BACK			Overall: 34.5"w 34"d 34"h			Arm: 23"h			COM: 4.75 yds. (493-P) / 6.25 yds. (493-C) / 6.5 yds. (493-T)							
			Seat: 21.5"w 20"d 18"h			Weight: 65 lbs.			COL: 85.5 sq.ft. (493-P) / 112.5 sq.ft. (493-C) / 117 sq.ft. (493-T)							
 493-C  493-T  493-C  493-T			COM	COL	1	2	3	4	5	6	7	8	9	10	L1	L2
		493-C	2074	2282	2377	2528	2679	2830	2982	3133	3284	3435	3586	3737	4084	4628
			<i>Reversible Loose Seat Cushion / Tight Back</i>													
		493-T	2365	2601	2667	2818	2970	3121	3272	3423	3574	3726	3877	4028	4246	4790
			<i>Reversible Loose Seat Cushion / Tufted Back</i>													
Standard With Brass Nail Head Trim / Brass Ferrules																
TWO PLACE SOFA / TUFTED BACK			Overall: 64"w 34"d 34"h			Arm: 23"h			COM: 6.5 yds. (494-P) / 8 yds. (494-C) / 8.75 yds. (494-T)							
			Seat: 51"w 20"d 18"h			Weight: 100 lbs.			COL: 117 sq.ft. (494-P) / 144 sq.ft. (494-C) / 157.5 sq.ft. (494-T)							
 494-C  494-T			COM	COL	1	2	3	4	5	6	7	8	9	10	L1	L2
		494-C	2663	2929	3089	3302	3515	3728	3941	4154	4367	4580	4793	5006	5687	6454
			<i>Reversible Loose Seat Cushions / Tight Back</i>													
		494-T	3556	3912	4010	4237	4463	4690	4917	5144	5371	5597	5824	6051	6394	7210
			<i>Reversible Loose Seat Cushions / Tufted Back</i>													
Standard With Brass Nail Head Trim / Brass Ferrules																
THREE PLACE SOFA / TUFTED BACK			Overall: 89"w 34"d 34"h			Arm: 23"h			COM: 9.25 yds. (495-P) / 10.25 yds. (495-C) / 11 yds. (495-T)							
			Seat: 76"w 20"d 18"h			Weight: 170 lbs.			COL: 166.5 sq.ft. (495-P) / 184.5 sq.ft. (495-C) / 198 sq.ft. (495-T)							
 495-C  495-T			COM	COL	1	2	3	4	5	6	7	8	9	10	L1	L2
		495-C	3284	3612	3820	4088	4356	4624	4892	5160	5428	5696	5964	6232	7308	8272
			<i>Reversible Loose Seat Cushions / Tight Back</i>													
		495-T	4697	5167	5288	5584	5879	6175	6470	6766	7061	7357	7652	7948	8411	9474
			<i>Reversible Loose Seat Cushions / Tufted Back</i>													
Standard With Brass Nail Head Trim / Brass Ferrules																

BASES	OPTION #:	SPECIFICATIONS LIST PRICES AVAILABILITY:								
TRANSITIONAL WOOD BASE		Overall: 25"w 25"d 5.5"h								
	TWB	<p>No Charge Solid Hardwood Cap, Steel Reinforced 5 Prong Base With 55mm Black Dual Wheel Casters.</p> <p>OPTIONS:</p> <table border="0"> <tr> <td>Carpet Caster - 2" Metal Balls</td> <td>\$164 (Set Of 5)</td> </tr> <tr> <td>Antique Bronze Hooded Caster - 2" Rubber Ball</td> <td>\$151 (Set Of 5)</td> </tr> <tr> <td>Brass Hooded Black Caster - 2" Dual Wheels</td> <td>\$84 (Set Of 5)</td> </tr> </table> <p>Available: Traditional Executive Seating</p>	Carpet Caster - 2" Metal Balls	\$164 (Set Of 5)	Antique Bronze Hooded Caster - 2" Rubber Ball	\$151 (Set Of 5)	Brass Hooded Black Caster - 2" Dual Wheels	\$84 (Set Of 5)		
Carpet Caster - 2" Metal Balls	\$164 (Set Of 5)									
Antique Bronze Hooded Caster - 2" Rubber Ball	\$151 (Set Of 5)									
Brass Hooded Black Caster - 2" Dual Wheels	\$84 (Set Of 5)									
CLASSIC WOOD BASE		Overall: 28"w 28"d 5"h								
	CWB	<p>Standard Traditional Base - No Charge Solid Hardwood Cap, Steel Reinforced 5 Prong Base With 55mm Black Dual Wheel Casters.</p> <p>OPTIONS:</p> <table border="0"> <tr> <td>Carpet Caster - 2" Metal Balls</td> <td>\$164 (Set Of 5)</td> </tr> <tr> <td>Antique Bronze Hooded Caster - 2" Rubber Ball</td> <td>\$151 (Set Of 5)</td> </tr> <tr> <td>Brass Hooded Black Caster - 2" Dual Wheels</td> <td>\$84 (Set Of 5)</td> </tr> <tr> <td>Brass Scuff Plates</td> <td>\$105 (Set Of 5)</td> </tr> </table> <p>Available: Traditional Executive Seating</p>	Carpet Caster - 2" Metal Balls	\$164 (Set Of 5)	Antique Bronze Hooded Caster - 2" Rubber Ball	\$151 (Set Of 5)	Brass Hooded Black Caster - 2" Dual Wheels	\$84 (Set Of 5)	Brass Scuff Plates	\$105 (Set Of 5)
Carpet Caster - 2" Metal Balls	\$164 (Set Of 5)									
Antique Bronze Hooded Caster - 2" Rubber Ball	\$151 (Set Of 5)									
Brass Hooded Black Caster - 2" Dual Wheels	\$84 (Set Of 5)									
Brass Scuff Plates	\$105 (Set Of 5)									
TAPERED RESIN BASE		Overall: 25.5"w 25.5"d 5"h								
	TRB	<p>\$100 Deduct Black Reinforced Nylon 5 Prong Base With 55mm Black Dual Wheel Casters.</p> <p>Available: Traditional Executive Seating</p>								
JURY BASE		Overall: 8.5" Diameter 3.75"h								
	JRB	<p>\$198 360° Rotation, Self Centering With Pneumatic Height Adjustment</p> <p>OPTIONS: No Rotation</p> <p>Available: Traditional Executive Seating</p>								

CASTERS / SCUFF PLATES / NAIL TRIM / MEDALLIONS	OPTION #:	SPECIFICATIONS LIST PRICES AVAILABILITY:
<p>CASTERS</p>  <p>(C1) Carpet Caster - 2" Metal Balls</p> <p>(C2) Antique Bronze Hooded Caster - 2" Rubber Ball</p> <p>(C3) Brass Hooded Black Caster - 2" Dual Wheels</p> <p>(C4) Black Sculptured Glide - 2" Flat Bottom Glide</p>	<p>C1</p> <p>C2</p> <p>C3</p> <p>C4</p>	<p>Overall: 2"h</p> <hr/> <p>\$164 (Set Of 5) <i>Carpet Caster - 2" Metal Balls (Additional Finishes Available)</i></p> <p>\$151 (Set Of 5) <i>Antique Bronze Hooded Caster - 2" Rubber Ball (Additional Finishes Available)</i></p> <p>\$84 (Set Of 5) <i>Brass Hooded Black Caster - 2" Dual Wheels (Additional Finishes Available)</i></p> <p>No Charge (Set Of 5) <i>Black Sculptured Glide - 2" Flat Bottom Glide</i></p> <p>Available: Traditional Executive Seating</p>
<p>SCUFF PLATES</p> 	<p>SP</p>	<p>Overall: 1"w 4"d</p> <hr/> <p>\$105 (Set Of 5) <i>(Specify Brass Or Pewter)</i></p> <p>Available: Classic Base Only</p>
<p>NAIL HEAD TRIM</p> 	<p>NT-1</p> <p>NT-2</p> <p>NT-3</p>	<p>Overall: .4375" Diameter</p> <hr/> <p>\$65 - Lounge Chair <i>#9 French Natural Brass Standard. Pewter Nail Trim Is Available. (Specify Finish) NOTE: All Trim Is Placed Head To Head.</i></p> <p>\$98 - Executive Chair, Wing Back Chairs, Two Place Sofa (Love Seat) <i>#9 French Natural Brass Standard. Pewter Nail Trim Is Available. (Specify Finish) NOTE: All Trim Is Placed Head To Head.</i></p> <p>\$129 - Three Place Sofa <i>#9 French Natural Brass Standard. Pewter Nail Trim Is Available. (Specify Finish) NOTE: All Trim Is Placed Head To Head.</i></p> <p>Available: Traditional Executive, Guest, Lounge</p>
<p>CONCENTRIC CIRCLE ARM MEDALLIONS</p> 	<p>CCM</p>	<p>Overall: 1.25" Diameter</p> <hr/> <p>No Charge <i>(Specify Finish)</i></p> <p>Available: Traditional Executive Chairs</p>

POWER / COVERS	OPTION #:	SPECIFICATIONS LIST PRICES AVAILABILITY:
<p>POWER / DATA MODULE</p> 	<p>PM1</p>	<p>Overall: 5.25"w 1.25"d 4.25"h</p> <hr/> <p>\$836 (1-Power / 1-USB 2 Port Simplex Charger Standard) <i>Vertical / Horizontal Mount Power Module. Price Varies By Socket. Contact Customer Service For Quote. (Additional Colors Available)</i></p> <p>Available: Traditional Lounge</p>
<p>CONTRASTING COVERS</p> 	<p>CC</p>	<p>Overall: n/a</p> <hr/> <p>\$129 <i>NOTE: If Two Or More Upholsteries Or Leathers Are Used On Any Piece Of Furniture, Then A Contrast Charge Will Apply Per Order. When Using Trinity Upholstery, The Higher Priced Upholstery Grade Will Be Used In Pricing, Unless It's Trinity Leather With Fabric Contrast Welt, Or COM With Trinity Contrast Welt, Then Contact Customer Service For Pricing.</i></p> <p>Available: Traditional Collection</p>