

Traditional

EXECUTIVE / GUEST / LOUNGE / TABLES

Effective: January 1, 2022

T R I N I T Y

Date:

Page:

Modification:

Description:

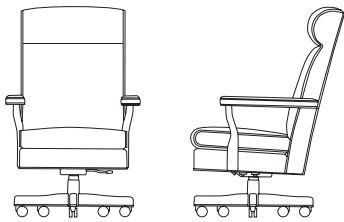
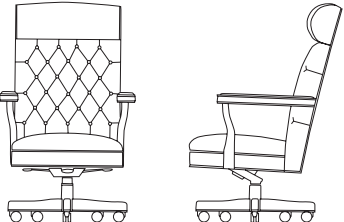
DESCRIPTION:

- Upholstery Frames: Hardwood & Plywood
- Seat: High Density Polyurethane Foam Over Eight-Way Hand Tied Coil Springs
- Back: High Density Polyurethane Foam Over Sinuous Wire Springs
- Upholstered Arms: Polyurethane Foam Over Hardwood
- Exposed Arms: Solid Cherry, Lacquer Finished
- Classic Base Standard
- 10 Year Warranty

OPTIONS:

Specify Exposed Wood Finish (See Page 6)
 Base & Caster Options Available (See Traditional Options Pages)
 Brass or Pewter Nail Head Trim (See Traditional Options Pages)

Note: Trinity Must Approve Specific Fabrics / Leathers Used For Tufting.

JUDGES / CHAMBERLAIN	ITEM #:	SPECIFICATIONS GRADES LIST PRICES:													
HIGH BACK JUDGES CHAIR / OPEN WOOD UPHOLSTERED ARM / LOOSE CUSHION 		Overall: 28.25"w 33"d 48"-52"h		Arm: 30"-33"h		COM: 3.75 yds. (400-2) / 3.75 yds. (400-3)									
		Seat: 24.75"w 20"d 21"-24"h		Weight: 85 lbs.		COL: 67.5 sq.ft. (400-2) / 67.5 sq.ft. (400-3)									
		COM	COL	1	2	3	4	5	6	7	8	9	10	L1	L2
	400-2	1592	1751	1782	1878	1973	2069	2164	2260	2355	2451	2546	2641	2619	3135
		<i>Tilt Swivel w/ Lock / Pneumatic Seat Height Adjustment</i>													
	400-3	1663	1829	1854	1949	2045	2140	2236	2331	2426	2522	2617	2713	2862	3206
		<i>Tilt Swivel Infinite Lock / Pneumatic Seat Height Adjustment</i>													
HIGH BACK JUDGES CHAIR / OPEN WOOD UPHOLSTERED ARM / TUFTED BACK / TIGHT CUSHION 		Overall: 28.25"w 33"d 48"-52"h		Arm: 30"-33"h		COM: 3.75 yds. (401-2) / 3.75 yds. (401-4)									
		Seat: 24.75"w 20"d 21"-24"h		Weight: 85 lbs.		COL: 67.5 sq.ft. (401-2) / 67.5 sq.ft. (401-4)									
		COM	COL	1	2	3	4	5	6	7	8	9	10	L1	L2
	401-2	1771	1948	1961	2057	2152	2248	2343	2439	2534	2630	2725	2820	2986	3330
		<i>Tilt Swivel w/ Lock / Pneumatic Seat Height Adjustment</i>													
	401-4	1821	2004	2012	2108	2203	2299	2394	2490	2585	2680	2776	2871	3037	3381
		<i>Knee Tilt Swivel Infinite Lock / Pneumatic Seat Height Adjustment</i>													

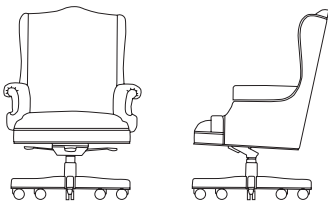
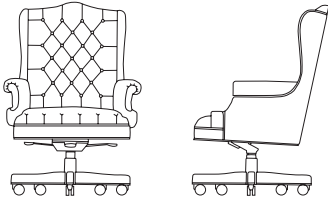
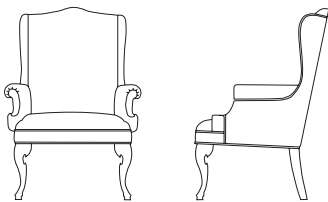

DESCRIPTION:

- Upholstery Frames: Hardwood & Plywood
- Seat: High Density Polyurethane Foam Over Eight-Way Hand Tied Coil Springs
- Back: High Density Polyurethane Foam Over Sinuous Wire Springs
- Upholstered Arms: Polyurethane Foam Over Hardwood
- Exposed Arms: Solid Cherry, Lacquer Finished
- Classic Base Standard
- 10 Year Warranty

OPTIONS:

Specify Exposed Wood Finish (See Page 6)
 Base & Caster Options Available (See Traditional Options Pages)
 Brass or Pewter Nail Head Trim (See Traditional Options Pages)

Note: Trinity Must Approve Specific Fabrics / Leathers Used For Tufting.

BARRISTER		ITEM #:	SPECIFICATIONS GRADES LIST PRICES:													
HIGH BACK CHAIR			Overall: 31"w 32"d 44"-47"h			Arm: 28"-31"h			COM: 5 yds.							
			Seat: 21"w 19.5"d 19"-22"h			Weight: 80 lbs.			COL: 90 sq.ft.							
			COM	COL	1	2	3	4	5	6	7	8	9	10	L1	L2
		410-2	1505	1655	1747	1868	1988	2109	2230	2351	2472	2593	2714	2835	3006	3441
			<i>Tilt Swivel w/ Lock / Pneumatic Seat Height Adjustment</i>													
		410-4	1556	1711	1798	1918	2039	2160	2281	2402	2523	2644	2765	2886	3056	3492
			<i>Knee Tilt Swivel w/ Infinite Lock / Pneumatic Seat Height Adjustment</i>													
HIGH BACK CHAIR / TUFTED SEAT & BACK			Overall: 31"w 32"d 44"-47"h			Arm: 28"-31"h			COM: 5.25 yds.							
			Seat: 21"w 19.5"d 19"-22"h			Weight: 80 lbs.			COL: 94.5 sq.ft.							
			COM	COL	1	2	3	4	5	6	7	8	9	10	L1	L2
		411-2	1880	2068	2147	2281	2415	2548	2682	2816	2949	3083	3216	3350	3583	4064
			<i>Tilt Swivel w/ Lock / Pneumatic Seat Height Adjustment</i>													
		411-4	1972	2169	2239	2373	2506	2640	2774	2907	3041	3174	3308	3442	3675	4156
			<i>Knee Tilt Swivel w/ Infinite Lock / Pneumatic Seat Height Adjustment</i>													
ARM CHAIR / UPHOLSTERED ARM / CABRIOLE LEG			Overall: 31"w 32"d 44"h			Arm: 28"h			COM: 5 yds. (415-P) / 5.25 yds. (415-T)							
			Seat: 21"w 19.5"d 20"h			Weight: 62 lbs.			COL: 90 sq.ft. (415-P) / 94.5 sq.ft. (415-T)							
			COM	COL	1	2	3	4	5	6	7	8	9	10	L1	L2
		415-P	1415	1557	1657	1778	1899	2020	2141	2262	2382	2503	2624	2745	2916	3351
			<i>Tight Seat & Back</i>													
		415-T	1727	1900	1995	2128	2262	2396	2529	2663	2796	2930	3064	3197	3430	3911
			<i>Fully Tufted Seat & Back</i>													
																
		415-T														

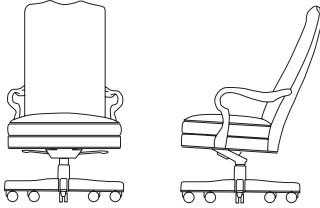
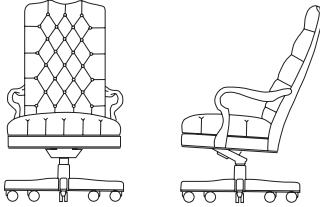


DESCRIPTION:

- Upholstery Frames: Hardwood & Plywood
- Seat: High Density Polyurethane Foam Over Eight-Way Hand Tied Coil Springs
- Back: High Density Polyurethane Foam Over Polypropylene Webbing
- Upholstered Arms: Polyurethane Foam Over Hardwood
- Exposed Arms: Solid Cherry, Lacquer Finished
- Classic Base Standard
- 10 Year Warranty

OPTIONS:

Specify Exposed Wood Finish (See Page 6)
 Base & Caster Options Available (See Traditional Options Pages)
 Brass or Pewter Nail Head Trim (See Traditional Options Pages)

Note: Trinity Must Approve Specific Fabrics / Leathers Used For Tufting.

THURSTON	ITEM #:	SPECIFICATIONS GRADES LIST PRICES:																					
<p>MEDIUM BACK CHAIR / EXPOSED WOOD OPEN ARM</p> 		Overall: 25"w 29"d 43"-46"h Seat: 20"w 19"d 20"-23"h			Arm: 26"-29"h Weight: 70 lbs.			COM: 2.75 yds. COL: 49.5 sq.ft.															
		COM	COL	1	2	3	4	5	6	7	8	9	10	L1	L2								
	420-2	1529	1682	1583	1649	1715	1782	1848	1915	1981	2047	2114	2180	2283	2521								
		<i>Tilt Swivel w/ Lock / Pneumatic Seat Height Adjustment</i>																					
	420-4	1580	1738	1631	1697	1764	1830	1896	1963	2029	2096	2162	2228	2331	2570								
		<i>Knee Tilt Swivel w/ Infinite Lock / Pneumatic Seat Height Adjustment</i>																					
<p>MEDIUM BACK CHAIR / OPEN ARM / TUFTED SEAT & BACK</p> 		Overall: 25"w 29"d 43"-46"h Seat: 20"w 19"d 20"-23"h			Arm: 26"-29"h Weight: 70 lbs.			COM: 3 yds. COL: 54 sq.ft.															
		COM	COL	1	2	3	4	5	6	7	8	9	10	L1	L2								
	421-2	1789	1898	1865	1935	2005	2075	2145	2215	2285	2355	2425	2495	2633	2885								
		<i>Tilt Swivel w/ Lock / Pneumatic Seat Height Adjustment</i>																					
	421-4	1837	1948	1911	1981	2051	2121	2191	2261	2331	2401	2471	2541	2678	2930								
		<i>Knee Tilt Swivel w/ Infinite Lock / Pneumatic Seat Height Adjustment</i>																					
<p>ARM CHAIR / EXPOSED WOOD OPEN ARM / CABRIOLE LEG</p>  <p>425-P</p>  <p>425-T</p>		Overall: 25"w 29"d 43"h Seat: 20"w 19"d 20"h			Arm: 26.5"h Weight: 45 lbs.			COM: 2.75 yds. (425-P) / 3 yds. (425-T) COL: 49.5 sq.ft. (425-P) / 54 sq.ft. (425-T)															
		COM	COL	1	2	3	4	5	6	7	8	9	10	L1	L2								
	425-P	1512	1603	1598	1668	1738	1808	1878	1948	2018	2088	2158	2228	2336	2588								
		<i>Tight Seat & Back</i>																					
	425-T	1726	1831	1804	1874	1944	2014	2084	2154	2224	2294	2364	2434	2571	2823								
		<i>Fully Tufted Seat & Back</i>																					

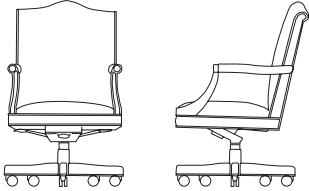
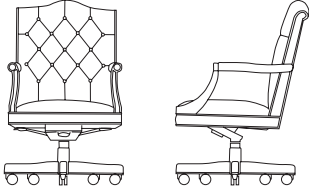
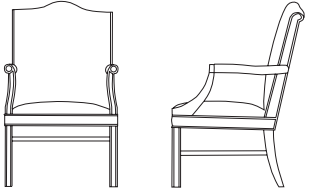
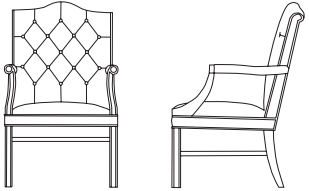
DESCRIPTION:

- Upholstery Frames: Hardwood & Plywood
- Seat: High Density Polyurethane Foam Over Eight-Way Hand Tied Coil Springs
- Back: High Density Polyurethane Foam Over Polypropylene Webbing
- Upholstered Arms: Polyurethane Foam Over Hardwood
- Exposed Arms: Solid Cherry, Lacquer Finished
- Classic Base Standard
- 10 Year Warranty

OPTIONS:

- CCM Concentric Arm Medalion (430 Model)..... N/C
- Specify Exposed Wood Finish (See Page 6)
 Base & Caster Options Available (See Traditional Options Pages)
 Brass or Pewter Nail Head Trim (See Traditional Options Pages)

Note: Trinity Must Approve Specific Fabrics / Leathers Used For Tufting.

WASHINGTON	ITEM #:	SPECIFICATIONS GRADES LIST PRICES:													
MEDIUM BACK CHAIR / OPEN WOOD UPHOLSTERED ARM 		Overall: 24"w 29"d 40"-43"h			Arm: 27"-30"h			COM: 2.75 yds.							
		Seat: 20"w 19"d 19"-22"h			Weight: 60 lbs.			COL: 49.5 sq.ft.							
		COM	COL	1	2	3	4	5	6	7	8	9	10	L1	L2
	430-2	1527	1680	1680	1756	1833	1909	1985	2062	2138	2215	2291	2367	2477	2752
		<i>Tilt Swivel w/ Lock / Pneumatic Seat Height Adjustment</i>													
	430-4	1573	1730	1726	1802	1879	1955	2031	2108	2184	2260	2337	2413	2523	2798
		<i>Knee Tilt Swivel w/ Infinite Lock / Pneumatic Seat Height Adjustment</i>													
MEDIUM BACK CHAIR / OPEN WOOD UPHOLSTERED ARM / TUFTED BACK 		Overall: 24"w 29"d 40"-43"h			Arm: 27"-30"h			COM: 3 yds.							
		Seat: 20"w 19"d 19"-22"h			Weight: 60 lbs.			COL: 54 sq.ft.							
		COM	COL	1	2	3	4	5	6	7	8	9	10	L1	L2
	431-2	1786	1965	1926	1996	2066	2136	2206	2276	2346	2416	2486	2556	2689	2941
		<i>Tilt Swivel w/ Lock / Pneumatic Seat Height Adjustment</i>													
	431-4	1832	2015	1972	2042	2112	2182	2252	2322	2392	2462	2532	2602	2735	2987
		<i>Knee Tilt Swivel w/ Infinite Lock / Pneumatic Seat Height Adjustment</i>													
ARM CHAIR / EXPOSED WOOD OPEN UPHOLSTERED ARM 		Overall: 24"w 29"d 40"h			Arm: 27"h			COM: 2.75 yds. (435-P) / 3 yds. (435-T)							
		Seat: 20"w 19"d 19"h			Weight: 45 lbs.			COL: 49.5 sq.ft. (435-P) / 54 sq.ft. (435-T)							
		COM	COL	1	2	3	4	5	6	7	8	9	10	L1	L2
	435-P	1420	1562	1573	1650	1726	1802	1879	1955	2031	2108	2184	2260	2371	2645
		<i>Tight Seat & Back</i>													
	435-T	1628	1791	1781	1857	1934	2010	2086	2163	2239	2315	2392	2468	2605	2880
		<i>Tight Seat / Tufted Back</i>													
															

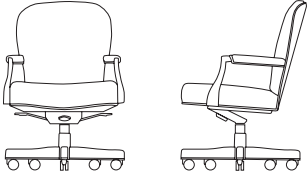
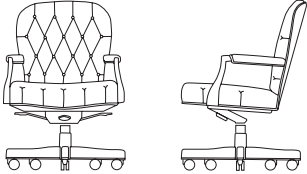
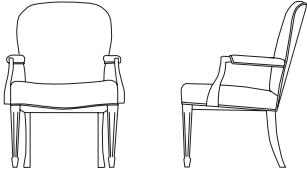
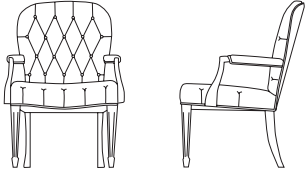
DESCRIPTION:

- Upholstery Frames: Hardwood & Plywood
- Seat: High Density Polyurethane Foam Over Eight-Way Hand Tied Coil Springs
- Back: High Density Polyurethane Foam Over Polypropylene Webbing
- Upholstered Arms: Polyurethane Foam Over Hardwood
- Exposed Arms: Solid Cherry, Lacquer Finished
- Classic Base Standard (Executive Chairs)
- 10 Year Warranty

OPTIONS:

Specify Exposed Wood Finish (See Page 6)
 Base & Caster Options Available (See Traditional Options Pages)
 Brass or Pewter Nail Head Trim (See Traditional Options Pages)

Note: Trinity Must Approve Specific Fabrics / Leathers Used For Tufting.

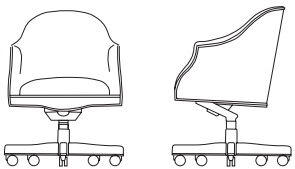
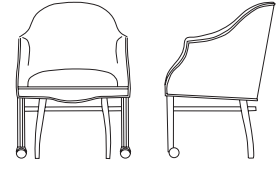
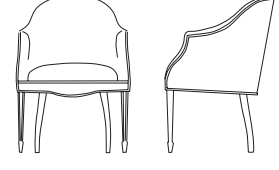
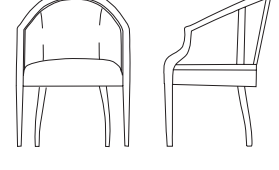
GEORGETOWN		ITEM #:	SPECIFICATIONS GRADES LIST PRICES:													
LOW BACK CHAIR / OPEN WOOD UPHOLSTERED ARM / FULLY UPHOLSTERED			Overall: 25"w 26"d 36"-39"h			Arm: 25"-28"h			COM: 2.25 yds.							
			Seat: 21.5"w 18"d 18"-21"h			Weight: 55 lbs.			COL: 40.5 sq.ft.							
			COM	COL	1	2	3	4	5	6	7	8	9	10	L1	L2
		440-2	1280	1408	1382	1433	1484	1535	1586	1637	1688	1739	1789	1840	1923	2106
			<i>Tilt Swivel w/ Lock / Pneumatic Seat Height Adjustment</i>													
		440-4	1331	1464	1433	1484	1535	1586	1637	1688	1739	1789	1840	1891	1974	2157
			<i>Knee Tilt Swivel w/ Infinite Lock / Pneumatic Seat Height Adjustment</i>													
LOW BACK CHAIR / OPEN WOOD UPHOLSTERED ARM / TUFTED SEAT & BACK			Overall: 25"w 26"d 36"-39"h			Arm: 25"-28"h			COM: 2.25 yds.							
			Seat: 21.5"w 18"d 18"-21"h			Weight: 55 lbs.			COL: 40.5 sq.ft.							
			COM	COL	1	2	3	4	5	6	7	8	9	10	L1	L2
		441-2	1470	1617	1623	1699	1775	1852	1928	2005	2081	2157	2234	2310	2442	2717
			<i>Tilt Swivel w/ Lock / Pneumatic Seat Height Adjustment</i>													
		441-4	1516	1667	1669	1745	1821	1898	1974	2050	2127	2203	2279	2356	2488	2763
			<i>Knee Tilt Swivel w/ Infinite Lock / Pneumatic Seat Height Adjustment</i>													
ARM CHAIR / OPEN WOOD UPHOLSTERED ARM			Overall: 25"w 26"d 36"h			Arm: 26"h			COM: 2.25 yds. (445-P) / 2.5 yds. (445-T)							
			Seat: 21.5"w 18"d 20"h			Weight: 45 lbs.			COL: 40.5 sq.ft. (445-P) / 45 sq.ft. (445-T)							
			COM	COL	1	2	3	4	5	6	7	8	9	10	L1	L2
		445-P	1193	1313	1333	1403	1473	1543	1613	1683	1753	1823	1893	1963	2061	2313
			<i>Tight Seat & Back</i>													
		445-T	1381	1519	1534	1610	1687	1763	1839	1916	1992	2068	2145	2221	2353	2628
			<i>Fully Tufted Seat & Back</i>													
																
		445-T														

DESCRIPTION:

- Upholstery Frames: Hardwood & Plywood
- Seat: High Density Polyurethane Foam Over Eight-Way Hand Tied Coil Springs
- Back: High Density Polyurethane Foam Over Polypropylene Webbing (Item #: 448 - Strap Webbing)
- Upholstered Arms: Polyurethane Foam Over Hardwood
- Exposed Arms / Legs: Solid Maple, Lacquer Finished (#446, #447, #448)
- Classic Base Standard
- 10 Year Warranty

OPTIONS:

- Specify Exposed Wood Finish (See Page 6)
- Base & Caster Options Available (See Traditional Options Pages)
- Brass or Pewter Nail Head Trim (See Traditional Options Pages)

FAIRFORD / BARREL CHAIR		ITEM #:	SPECIFICATIONS GRADES LIST PRICES:													
		442-2 442-4	Overall: 24.5"w 26"d 32.5"-36"h Seat: 20"w 18"d 18.5"-21.5"h			Arm: 26.5"-30"h Weight: 45 lbs.			COM: 3.25 yds. COL: 58.5 sq.ft.							
			COM	COL	1	2	3	4	5	6	7	8	9	10	L1	L2
			1331	1411	1436	1512	1588	1665	1741	1818	1894	1970	2047	2123	2235	2509
			<i>Tilt Swivel w/ Lock / Pneumatic Seat Height Adjustment</i>													
			<i>Knee Tilt Swivel w/ Infinite Lock / Pneumatic Seat Height Adjustment</i>													
		446	Overall: 24.5"w 24.5"d 34"h Seat: 20"w 18"d 18"h			Arm: 27"h Weight: 45 lbs.			COM: 3.25 yds. COL: 58.5 sq.ft.							
			COM	COL	1	2	3	4	5	6	7	8	9	10	L1	L2
			1130	1199	1242	1319	1395	1471	1548	1624	1701	1777	1853	1930	2041	2316
			<i>Tight Seat & Back / Front Casters</i>													
		447	Overall: 24.5"w 24.5"d 34"h Seat: 20"w 18"d 18"h			Arm: 27"h Weight: 45 lbs.			COM: 3.25 yds. COL: 58.5 sq.ft.							
			COM	COL	1	2	3	4	5	6	7	8	9	10	L1	L2
			1168	1239	1279	1356	1432	1508	1585	1661	1737	1814	1890	1967	1975	2250
			<i>Tight Seat & Back</i>													
		448	Overall: 25.5"w 23"d 31"h Seat: 21"w 18.75"d 19"h			Arm: 26"h Weight: 45 lbs.			COM: 2.25 yds. COL: 40.5 sq.ft.							
			COM	COL	1	2	3	4	5	6	7	8	9	10	L1	L2
			1405	1490	1457	1508	1558	1609	1660	1711	1762	1813	1864	1915	2017	2200
			<i>Tight Seat & Back</i>													

Standard With Brass Nail Head Trim

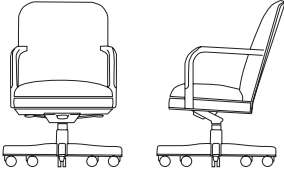
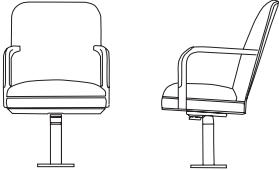
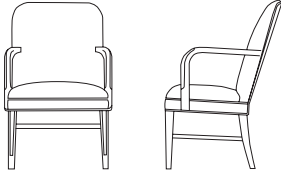
DESCRIPTION:

- Upholstery Frames: Hardwood & Plywood
- Seat: High Density Polyurethane Foam Over Eight-Way Hand Tied Coil Springs
- Back: High Density Polyurethane Foam Over Polypropylene Webbing
- Upholstered Arms: Polyurethane Foam Over Hardwood
- Exposed Arms: Solid Cherry, Lacquer Finished (#450 / #451 Arms Are Solid Steam Bent Cherry)
- Classic Base Standard
- 10 Year Warranty

OPTIONS:

Specify Exposed Wood Finish (See Page 6)
 Base & Caster Options Available (See Traditional Options Pages)
 Brass or Pewter Nail Head Trim (See Traditional Options Pages)

Note: Trinity Must Approve Specific Fabrics / Leathers Used For Tufting.

RALEIGH	ITEM #:	SPECIFICATIONS GRADES LIST PRICES:													
LOW BACK CHAIR / OPEN WOOD UPHOLSTERED ARM 		Overall: 24.5"w 26"d 37"-40"h			Arm: 27"-30"h			COM: 2.5 yds.							
		Seat: 21"w 18"d 18"-21"h			Weight: 60 lbs.			COL: 45 sq.ft.							
		COM	COL	1	2	3	4	5	6	7	8	9	10	L1	L2
	450-2	1417	1559	1545	1608	1672	1736	1799	1863	1927	1990	2054	2117	2216	2445
		<i>Tilt Swivel w/ Lock / Pneumatic Seat Height Adjustment</i>													
	450-4	1468	1615	1596	1659	1723	1787	1850	1914	1977	2041	2105	2168	2267	2496
		<i>Knee Tilt Swivel w/ Infinite Lock / Pneumatic Seat Height Adjustment</i>													
LOW BACK JURY CHAIR / OPEN WOOD UPHOLSTERED ARM 		Overall: 24.5"w 26"d 37"-40"h			Arm: 27"-30"h			COM: 2.5 yds.							
		Seat: 21"w 18"d 18"-21"h			Weight: 60 lbs.			COL: 45 sq.ft.							
		COM	COL	1	2	3	4	5	6	7	8	9	10	L1	L2
	450-5	1428	1570	1555	1619	1682	1746	1809	1873	1937	2000	2064	2128	2284	2513
		<i>Jury Base / Pneumatic Seat Height Adjustment / Self-Centering 360° Rotation</i>													
ARM CHAIR / OPEN WOOD ARM 		Overall: 23.25"w 26"d 37"h			Arm: 27"h			COM: 2.5 yds. (455-P) / 3 yds. (455-T)							
		Seat: 20"w 18"d 19"h			Weight: 40 lbs.			COL: 45 sq.ft. (455-P) / 54 sq.ft. (455-T)							
		COM	COL	1	2	3	4	5	6	7	8	9	10	L1	L2
	455-P	1195	1314	1322	1386	1449	1513	1577	1640	1704	1768	1831	1895	1986	2215
		<i>Tight Seat & Back</i>													

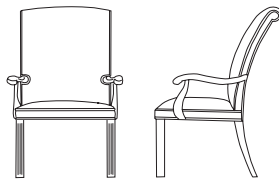
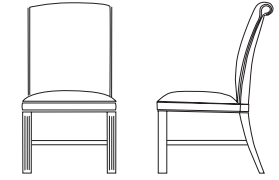
DESCRIPTION:

- Upholstery Frames: Hardwood & Plywood
- Seat: High Density Polyurethane Foam Over Eight-Way Hand Tied Coil Springs
- Back: High Density Polyurethane Foam Over Polypropylene Webbing
- Upholstered Arms: Polyurethane Foam Over Hardwood
- Exposed Arms: Solid Cherry, Lacquer Finished (#455 Arms Are Solid Steam Bent Cherry)
- 10 Year Warranty

OPTIONS:

Specify Exposed Wood Finish (See Page 6)
 Base & Caster Options Available (See Traditional Options Pages)
 Brass or Pewter Nail Head Trim (See Traditional Options Pages)

Note: Trinity Must Approve Specific Fabrics / Leathers Used For Tufting.

YORK		ITEM #:	SPECIFICATIONS GRADES LIST PRICES:													
		452	Overall: 27.5"w 28"d 40"h		Arm: 26"h		COM: 3 yds.									
			Seat: 23"w 18.5"d 20"h		Weight: 45 lbs.		COL: 54 sq.ft.									
			COM	COL	1	2	3	4	5	6	7	8	9	10	L1	L2
			1261	1388	1401	1471	1541	1611	1681	1751	1821	1891	1961	2031	2121	2373
			<i>Tight Seat & Back</i>													
		453	Overall: 22"w 28"d 40"h		Arm: n/a		COM: 3 yds.									
			Seat: 22"w 18.5"d 20"h		Weight: 40 lbs.		COL: 54 sq.ft.									
			COM	COL	1	2	3	4	5	6	7	8	9	10	L1	L2
			995	1095	1135	1205	1275	1345	1415	1485	1555	1625	1695	1765	1854	2106
			<i>Tight Seat & Back</i>													

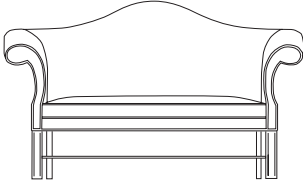
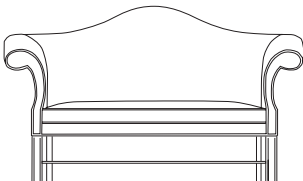
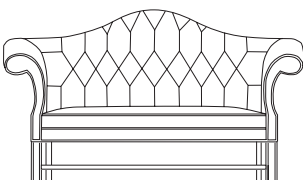
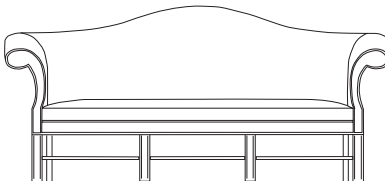
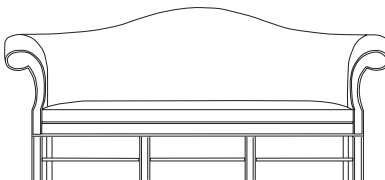

DESCRIPTION:

- Upholstery Frames: Hardwood & Plywood
- Seat: High Density Polyurethane Foam Over Eight-Way Hand Tied Coil Springs
- Back: High Density Polyurethane Foam Over Sinuous Wire Springs
- Upholstered Arms: Polyurethane Foam Over Hardwood
- Exposed Legs: Solid Cherry, Lacquer Finished
- 10 Year Warranty

OPTIONS:

- Feather Down & Polyester Pillows Available (See Page 5)
- Specify Exposed Wood Finish (See Page 6)
- Brass or Pewter Nail Head Trim (See Traditional Options Pages)

Note: Trinity Must Approve Specific Fabrics / Leathers Used For Tufting.


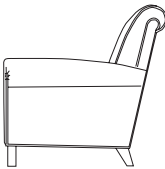





RICHMOND	ITEM #:	SPECIFICATIONS GRADES LIST PRICES:													
TWO PLACE SOFA / STRAIGHT FLUTED LEG		Overall: 59"w 34"d 35.5"h			Arm: 32"h			COM: 7 yds. (481-P) / 8 yds. (481-C) / 7.5 yds. (481-T)							
		Seat: 44"w 20.5"d 18"h			Weight: 105 lbs.			COL: 126 sq.ft. (481-P) / 144 sq.ft. (481-C) / 135 sq.ft. (481-T)							
		COM	COL	1	2	3	4	5	6	7	8	9	10	L1	L2
	481-P	2136	2266	2429	2613	2798	2982	3167	3352	3536	3721	3905	4090	4312	4976
		<i>Tight Seat & Back</i>													
	481-C	2060	2186	2381	2579	2776	2973	3170	3368	3565	3762	3960	4157	4562	5272
		<i>Reversible Loose Cushion / Tight Back</i>													
	481-T	2278	2416	2591	2788	2985	3183	3380	3577	3774	3972	4169	4366	4897	5631
		<i>Tight Seat / Tufted Back</i>													
THREE PLACE SOFA / STRAIGHT FLUTED LEG		Overall: 88"w 34"d 38.5"h			Arm: 32"h			COM: 9 yds. (482-P) / 10.75 yds. (482-C) / 9.75 yds. (482-T)							
		Seat: 73"w 20.5"d 18"h			Weight: 140 lbs.			COL: 162 sq.ft. (482-P) / 193.5 sq.ft. (482-C) / 175.5 sq.ft. (482-T)							
		COM	COL	1	2	3	4	5	6	7	8	9	10	L1	L2
	482-P	2742	2908	3115	3350	3586	3821	4057	4292	4528	4763	4998	5234	5510	6358
		<i>Tight Seat & Back</i>													
	482-C	2551	2706	2982	3243	3504	3765	4026	4287	4547	4808	5069	5330	5997	6936
		<i>Reversible Loose Cushion / Tight Back</i>													
	482-T	3189	3383	3572	3820	4068	4316	4564	4812	5061	5309	5557	5805	6375	7269
		<i>Tight Seat / Tufted Back</i>													

DESCRIPTION:

- Upholstery Frames: Hardwood & Plywood
- Seat: High Density Polyurethane Foam Over Eight-Way Hand Tied Coil Springs
- Back: High Density Polyurethane Foam Over Sinuous Wire Springs
- Loose Cushions: High Density Polydacron
- Integral Exposed Wood Legs: Solid Cherry
- Leather / Vinyl Cushions Are Not Reversible
- 10 Year Warranty

OPTIONS:

- PM1 Power/Data Module (1-Power / 1-USB 2 Port Simplex Charger)\$774
- Feather Down & Polyester Pillows Available (See Page 5)
Specify Exposed Wood Finish (See Page 6)
Brass or Pewter Nail Head Trim (See Traditional Options Pages)





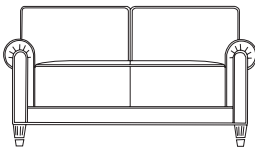
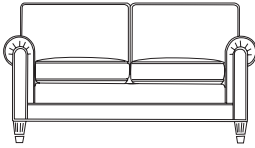

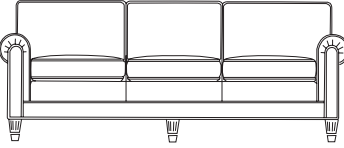
DAVENPORT		ITEM #:	SPECIFICATIONS GRADES LIST PRICES:													
LOUNGE CHAIR			Overall: 34.5"w 37"d 34.5"h				Arm: 24"h				COM: 5 yds. (486-P) / 5.5 yds. (486-C)					
			Seat: 21.5"w 21"d 18"h				Weight: 75 lbs.				COL: 90 sq.ft. (486-P) / 99 sq.ft. (486-C)					
 486-P  486-C		486-P	COM	COL	1	2	3	4	5	6	7	8	9	10	L1	L2
			1541	1695	1796	1923	2050	2177	2305	2432	2559	2686	2814	2941	3112	3570
			<i>Tight Seat & Back</i>													
 486-C		486-C	1508	1659	1801	1947	2094	2240	2387	2533	2679	2826	2972	3118	3365	3892
			<i>Reversible Loose Seat Cushion / Tight Back</i>													
TWO PLACE SOFA			Overall: 65.5"w 37"d 34.5"h				Arm: 24"h				COM: 7.75 yds. (487-P) / 8.5 yds. (487-C)					
			Seat: 52.5"w 21"d 18"h				Weight: 110 lbs.				COL: 139.5 sq.ft. (487-P) / 153 sq.ft. (487-C)					
 487-P		487-P	COM	COL	1	2	3	4	5	6	7	8	9	10	L1	L2
			2256	2481	2650	2848	3045	3242	3439	3637	3834	4031	4228	4426	4680	5391
			<i>Tight Seat & Back</i>													
 487-C		487-C	1905	2096	2325	2535	2745	2955	3165	3375	3585	3795	4005	4215	4787	5543
			<i>Reversible Loose Seat Cushions / Tight Back</i>													
THREE PLACE SOFA			Overall: 82.5"w 37"d 34.5"h				Arm: 24"h				COM: 9 yds. (488-P) / 10 yds. (488-C)					
			Seat: 69.5"w 21"d 18"h				Weight: 160 lbs.				COL: 162 sq.ft. (488-P) / 180 sq.ft. (488-C)					
 488-P		488-P	COM	COL	1	2	3	4	5	6	7	8	9	10	L1	L2
			2769	3046	3215	3437	3660	3883	4106	4328	4551	4774	4996	5219	5510	6312
			<i>Tight Seat & Back</i>													
 488-C		488-C	2379	2617	2875	3123	3372	3620	3868	4116	4364	4612	4861	5109	5925	6819
			<i>Reversible Loose Seat Cushions / Tight Back</i>													

DESCRIPTION:

- Upholstery Frames: Hardwood & Plywood
- Seat: High Density Polyurethane Foam Over Eight-Way Hand Tied Coil Springs
- Back: High Density Polyurethane Foam Over Sinuous Wire Springs
- Loose Cushions: High Density Polydacron
- Integral Exposed Wood Legs: Solid Cherry
- Leather / Vinyl Cushions Are Not Reversible
- Brass Ferrules Standard
- 10 Year Warranty

OPTIONS:

- PM1 Power/Data Module (1-Power / 1-USB 2 Port Simplex Charger)\$774
- Feather Down & Polyester Pillows Available (See Page 5)
 Specify Exposed Wood Finish (See Page 6)
 Brass Nail Head Trim (See Traditional Options Pages)

RANDOLPH		ITEM #:	SPECIFICATIONS GRADES LIST PRICES:													
LOUNGE CHAIR			Overall: 35"w 34"d 31"h			Arm: 23"h			COM: 4.75 yds. (490-P) / 5.25 yds. (490-C)							
			Seat: 21.5"w 20.5"d 17.5"h			Weight: 65 lbs.			COL: 85.5 sq.ft. (490-P) / 94.5 sq.ft. (490-C)							
 		490-P	COM	COL	1	2	3	4	5	6	7	8	9	10	L1	L2
			1726	1898	1968	2088	2209	2330	2451	2572	2693	2814	2935	3056	3233	3668
			<i>Tight Seat & Back</i>													
 		490-C	1764	1941	2031	2165	2299	2432	2566	2700	2833	2967	3100	3234	3428	3910
			<i>Reversible Loose Seat Cushion / Tight Back</i>													
			<i>Brass Nail Head Trim Available On Arm Fronts Only</i>													
TWO PLACE SOFA			Overall: 58.5"w 34"d 31"h			Arm: 23"h			COM: 6.75 yds. (491-P) / 7.25 yds. (491-C)							
			Seat: 44"w 20.5"d 17.5"h			Weight: 100 lbs.			COL: 121.5 sq.ft. (491-P) / 130.5 sq.ft. (491-C)							
 		491-P	COM	COL	1	2	3	4	5	6	7	8	9	10	L1	L2
			2289	2518	2633	2805	2977	3148	3320	3492	3664	3836	4007	4179	4420	5038
			<i>Tight Seat & Back</i>													
			2366	2602	2748	2938	3129	3320	3511	3702	3893	4084	4275	4466	4737	5424
			<i>Reversible Loose Seat Cushion / Tight Back</i>													
			<i>Brass Nail Head Trim Available On Arm Fronts Only</i>													
THREE PLACE SOFA			Overall: 78.5"w 34"d 31"h			Arm: 23"h			COM: 8 yds. (492-P) / 9.5 yds. (492-C)							
			Seat: 64"w 20.5"d 17.5"h			Weight: 147 lbs.			COL: 144 sq.ft. (492-P) / 171 sq.ft. (492-C)							
 		492-P	COM	COL	1	2	3	4	5	6	7	8	9	10	L1	L2
			2903	3194	3310	3514	3718	3921	4125	4329	4532	4736	4939	5143	5427	6161
			<i>Tight Seat & Back</i>													
			3039	3343	3510	3745	3981	4216	4452	4687	4922	5158	5393	5629	5960	6808
			<i>Reversible Loose Seat Cushion / Tight Back</i>													
			<i>Brass Nail Head Trim Available On Arm Fronts Only</i>													

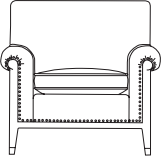
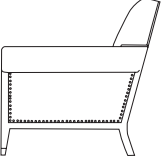
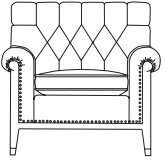

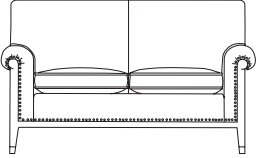
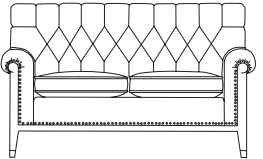
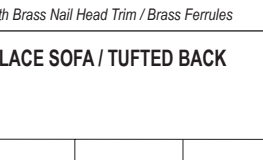
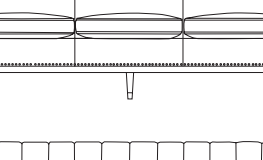
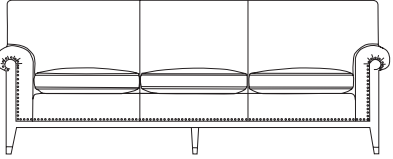
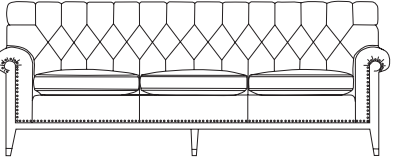

DESCRIPTION:

- Upholstery Frames: Hardwood & Plywood
- Seat: High Density Polyurethane Foam Over Eight-Way Hand Tied Coil Springs
- Back: High Density Polyurethane Foam Over Sinuous Wire Springs
- Loose Cushions: High Density Polydacron
- Integral Exposed Wood Legs: Solid Cherry
- Leather / Vinyl Cushions Are Not Reversible
- Brass Nail Head Trim / Brass Ferrules Standard
- 10 Year Warranty





OPTIONS:


- PM1 Power/Data Module (1-Power / 1-USB 2 Port Simplex Charger)\$774
- Feather Down & Polyester Pillows Available (See Page 5)
Specify Exposed Wood Finish (See Page 6)

Note: Trinity Must Approve Specific Fabrics / Leathers Used For Tufting.

RAYBURN		ITEM #:	SPECIFICATIONS GRADES LIST PRICES:														
LOUNGE CHAIR / TUFTED BACK			Overall: 34.5"w 34"d 34"h			Arm: 23"h			COM: 4.75 yds. (493-P) / 6.25 yds. (493-C) / 6.5 yds. (493-T)								
			Seat: 21.5"w 20"d 18"h			Weight: 65 lbs.			COL: 85.5 sq.ft. (493-P) / 112.5 sq.ft. (493-C) / 117 sq.ft. (493-T)								
			COM	COL	1	2	3	4	5	6	7	8	9	10	L1	L2	
 493-C		493-C	1921	2113	2201	2341	2481	2621	2761	2901	3041	3181	3321	3461	3781	4285	
			<i>Reversible Loose Seat Cushion / Tight Back</i>														
 493-T		493-T	2190	2409	2470	2610	2750	2890	3030	3170	3310	3450	3590	3730	3931	4435	
			<i>Reversible Loose Seat Cushion / Tufted Back</i>														
 493-C																	
 493-T																	
Standard With Brass Nail Head Trim / Brass Ferrules																	
TWO PLACE SOFA / TUFTED BACK			Overall: 64"w 34"d 34"h			Arm: 23"h			COM: 6.5 yds. (494-P) / 8 yds. (494-C) / 8.75 yds. (494-T)								
			Seat: 51"w 20"d 18"h			Weight: 100 lbs.			COL: 117 sq.ft. (494-P) / 144 sq.ft. (494-C) / 157.5 sq.ft. (494-T)								
			COM	COL	1	2	3	4	5	6	7	8	9	10	L1	L2	
 494-C		494-C	2465	2712	2860	3057	3254	3452	3649	3846	4044	4241	4438	4635	5266	5976	
			<i>Reversible Loose Seat Cushions / Tight Back</i>														
 494-T		494-T	3293	3622	3713	3923	4133	4343	4553	4763	4973	5183	5393	5603	5920	6676	
			<i>Reversible Loose Seat Cushions / Tufted Back</i>														
 494-C																	
 494-T																	
Standard With Brass Nail Head Trim / Brass Ferrules																	
THREE PLACE SOFA / TUFTED BACK			Overall: 89"w 34"d 34"h			Arm: 23"h			COM: 9.25 yds. (495-P) / 10.25 yds. (495-C) / 11 yds. (495-T)								
			Seat: 76"w 20"d 18"h			Weight: 170 lbs.			COL: 166.5 sq.ft. (495-P) / 184.5 sq.ft. (495-C) / 198 sq.ft. (495-T)								
			COM	COL	1	2	3	4	5	6	7	8	9	10	L1	L2	
 495-C		495-C	3041	3345	3537	3785	4033	4281	4530	4778	5026	5274	5522	5771	6766	7660	
			<i>Reversible Loose Seat Cushions / Tight Back</i>														
 495-T		495-T	4349	4784	4897	5170	5444	5717	5991	6265	6538	6812	7086	7359	7788	8773	
			<i>Reversible Loose Seat Cushions / Tufted Back</i>														
 495-C																	
 495-T																	
Standard With Brass Nail Head Trim / Brass Ferrules																	

BASES	OPTION #:	SPECIFICATIONS LIST PRICES AVAILABILITY:								
TRANSITIONAL WOOD BASE		Overall: 25"w 25"d 5.5"h								
	TWB	<p>No Charge Solid Hardwood Cap, Steel Reinforced 5 Prong Base With 55mm Black Dual Wheel Casters.</p> <p>OPTIONS:</p> <table border="0"> <tr> <td>Carpet Caster - 2" Metal Balls</td> <td>\$141 (Set Of 5)</td> </tr> <tr> <td>Antique Bronze Hooded Caster - 2" Rubber Ball</td> <td>\$131 (Set Of 5)</td> </tr> <tr> <td>Brass Hooded Black Caster - 2" Dual Wheels</td> <td>\$73 (Set Of 5)</td> </tr> </table> <p>Available: Traditional Executive Seating</p>	Carpet Caster - 2" Metal Balls	\$141 (Set Of 5)	Antique Bronze Hooded Caster - 2" Rubber Ball	\$131 (Set Of 5)	Brass Hooded Black Caster - 2" Dual Wheels	\$73 (Set Of 5)		
Carpet Caster - 2" Metal Balls	\$141 (Set Of 5)									
Antique Bronze Hooded Caster - 2" Rubber Ball	\$131 (Set Of 5)									
Brass Hooded Black Caster - 2" Dual Wheels	\$73 (Set Of 5)									
CLASSIC WOOD BASE		Overall: 28"w 28"d 5"h								
	CWB	<p>Standard Traditional Base - No Charge Solid Hardwood Cap, Steel Reinforced 5 Prong Base With 55mm Black Dual Wheel Casters.</p> <p>OPTIONS:</p> <table border="0"> <tr> <td>Carpet Caster - 2" Metal Balls</td> <td>\$141 (Set Of 5)</td> </tr> <tr> <td>Antique Bronze Hooded Caster - 2" Rubber Ball</td> <td>\$131 (Set Of 5)</td> </tr> <tr> <td>Brass Hooded Black Caster - 2" Dual Wheels</td> <td>\$73 (Set Of 5)</td> </tr> <tr> <td>Brass Scuff Plates</td> <td>\$91 (Set Of 5)</td> </tr> </table> <p>Available: Traditional Executive Seating</p>	Carpet Caster - 2" Metal Balls	\$141 (Set Of 5)	Antique Bronze Hooded Caster - 2" Rubber Ball	\$131 (Set Of 5)	Brass Hooded Black Caster - 2" Dual Wheels	\$73 (Set Of 5)	Brass Scuff Plates	\$91 (Set Of 5)
Carpet Caster - 2" Metal Balls	\$141 (Set Of 5)									
Antique Bronze Hooded Caster - 2" Rubber Ball	\$131 (Set Of 5)									
Brass Hooded Black Caster - 2" Dual Wheels	\$73 (Set Of 5)									
Brass Scuff Plates	\$91 (Set Of 5)									
TAPERED RESIN BASE		Overall: 25.5"w 25.5"d 5"h								
	TRB	<p>\$100 Deduct Black Reinforced Nylon 5 Prong Base With 55mm Black Dual Wheel Casters.</p> <p>Available: Traditional Executive Seating</p>								
JURY BASE		Overall: 8.5" Diameter 3.75"h								
	JRB	<p>\$183 360° Rotation, Self Centering With Pneumatic Height Adjustment</p> <p>OPTIONS: No Rotation</p> <p>Available: Traditional Executive Seating</p>								

CASTERS / SCUFF PLATES / NAIL TRIM / MEDALLIONS	OPTION #:	SPECIFICATIONS LIST PRICES AVAILABILITY:
<p>CASTERS</p>  <p>(C1) Carpet Caster - 2" Metal Balls</p> <p>(C2) Antique Bronze Hooded Caster - 2" Rubber Ball</p> <p>(C3) Brass Hooded Black Caster - 2" Dual Wheels</p> <p>(C4) Black Sculptured Glide - 2" Flat Bottom Glide</p>	<p>C1</p> <p>C2</p> <p>C3</p> <p>C4</p>	<p>Overall: 2"h</p> <hr/> <p>\$152 (Set Of 5) <i>Carpet Caster - 2" Metal Balls (Additional Finishes Available)</i></p> <p>\$140 (Set Of 5) <i>Antique Bronze Hooded Caster - 2" Rubber Ball (Additional Finishes Available)</i></p> <p>\$78 (Set Of 5) <i>Brass Hooded Black Caster - 2" Dual Wheels (Additional Finishes Available)</i></p> <p>No Charge (Set Of 5) <i>Black Sculptured Glide - 2" Flat Bottom Glide</i></p> <p>Available: Traditional Executive Seating</p>
<p>SCUFF PLATES</p> 	<p>SP</p>	<p>Overall: 1"w 4"d</p> <hr/> <p>\$97 (Set Of 5) <i>(Specify Brass Or Pewter)</i></p> <p>Available: Classic Base Only</p>
<p>NAIL HEAD TRIM</p> 	<p>NT-1</p> <p>NT-2</p> <p>NT-3</p>	<p>Overall: .4375" Diameter</p> <hr/> <p>\$60 - Lounge Chair <i>#9 French Natural Brass Standard. Pewter Nail Trim Is Available. (Specify Finish) NOTE: All Trim Is Placed Head To Head.</i></p> <p>\$90 - Executive Chair, Wing Back Chairs, Two Place Sofa (Love Seat) <i>#9 French Natural Brass Standard. Pewter Nail Trim Is Available. (Specify Finish) NOTE: All Trim Is Placed Head To Head.</i></p> <p>\$119 - Three Place Sofa <i>#9 French Natural Brass Standard. Pewter Nail Trim Is Available. (Specify Finish) NOTE: All Trim Is Placed Head To Head.</i></p> <p>Available: Traditional Executive, Guest, Lounge</p>
<p>CONCENTRIC CIRCLE ARM MEDALLIONS</p> 	<p>CCM</p>	<p>Overall: 1.25" Diameter</p> <hr/> <p>No Charge <i>(Specify Finish)</i></p> <p>Available: Traditional Executive Chairs</p>

POWER / COVERS	OPTION #:	SPECIFICATIONS LIST PRICES AVAILABILITY:
<p>POWER / DATA MODULE</p> 	<p>PM1</p>	<p>Overall: 5.25"w 1.25"d 4.25"h</p> <hr/> <p>\$774 (1-Power / 1-USB 2 Port Simplex Charger Standard) <i>Vertical / Horizontal Mount Power Module. Price Varies By Socket. Contact Customer Service For Quote. (Additional Colors Available)</i></p> <p>Available: <i>Traditional Lounge</i></p>
<p>CONTRASTING COVERS</p> 	<p>CC</p>	<p>Overall: n/a</p> <hr/> <p>\$119 <i>NOTE: If Two Or More Upholsteries Or Leathers Are Used On Any Piece Of Furniture, Then A Contrast Charge Will Apply Per Order. When Using Trinity Upholstery, The Higher Priced Upholstery Grade Will Be Used In Pricing, Unless It's Trinity Leather With Fabric Contrast Welt, Or COM With Trinity Contrast Welt, Then Contact Customer Service For Pricing.</i></p> <p>Available: <i>Traditional Collection</i></p>