

T R I N I T Y

FACELIFT¹ PRIME



1720: Arm Side Chair

Dimensions:

1720: W 24" D 28" H 34" SH 19" AH 26" SW 19" SD 20"

1730: W 34" D 28" H 34" SH 19" AH 26" SW 29" SD 20"

1748: W 52" D 28" H 34" SH 19" AH 26" SW 47" SD 20"

Unit Weight:

1720: 60 lbs.

1730: 65 lbs.

1748: 135 lbs.

COM:

1720: 4 yds.

1730: 4.25 yds.

1748: 5.25 yds.

Standard Features:

- Tight Seat and Back / Removable Upholstery

Warranty: Lifetime (See Price List For Details)

Available Options:

- Solid Wood Arm Caps (Set Of 2)
- Urethane Arm Caps (Set Of 2)
- Tablet Arm w/ 360° Rotation:
 - High Pressure Laminate
 - Cherry Veneer
 - Cup Holder (Black Plastic)

Other Specifications:

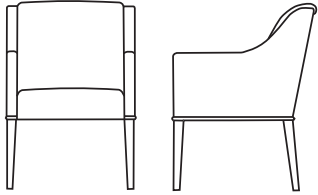
- Upholstery Frames: Steel, Plywood & Hardwood
- Seat: High Density Polyurethane Foam Over Strap Webbing
- Back: High Density Polyurethane Foam Over Sinuous Wire Springs
- Upholstered Covers: Attached w/ Velcro / Removable For Maintenance
- Exposed Wood Legs: Solid Hardwood / Removable For Maintenance
- Antimicrobial Moisture Barrier Fully Encapsulates All Foam Areas



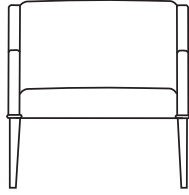
TRINITY

FACELIFT¹ PRIME


Lounge Styles:



1720: Arm Side Chair



1730: Bariatric Arm Side Chair



1748: Two Place Sofa

Lounge Examples:



1730: Bariatric Lounge Chair
**Optional Urethane Arm Caps*



1748: Two Place Sofa
**Optional Wood Arm Caps*



1720: Arm Side Chair
**Standard Removable Covers*

Tandem Configuration Examples:



Configuration #1



Configuration #2