

TRINITY

FACELIFT³ Evolve



1820: Arm Side Chair / Wood Arms

Dimensions:

1820 / 1822: W 23.5" D 24" H 34" SH 18.5" AH 25" SW 20" SD 19"
1830 / 1832: W 33.5" D 24" H 34" SH 18.5" AH 25" SW 30" SD 19"
1834 / 1835: W 18" D 15" H 12"
1848 / 1850: W 51.5" D 24" H 34" SH 18.5" AH 25" SW 48" SD 19"

Unit Weight:

1820 / 1822: 45 lbs.
1830 / 1832: 55 lbs.
1834 / 1835: 27 lbs.
1848 / 1850: 62 lbs.

COM:

1820 / 1822: 1.75 yds.
1830 / 1832: 2.25 yds.
1834 / 1835: 1.25 yds.
1848 / 1850: 3.5 yds.

Standard Features:

- Tight Seat and Back / Removable Upholstery

Warranty: Lifetime (See Price List For Details)

Available Options:

- Closed Arm Panels
- Polyester Arm Caps (Available On 1822/1832/1850 Models)

Other Specifications:

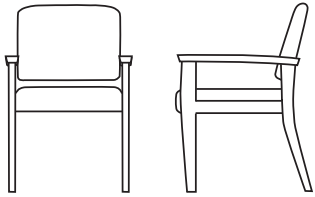
- Upholstery Frames: Steel, Plywood & Hardwood
- Seat: High Density Polyurethane Foam Over Strap Webbing
- Back: High Density Polyurethane Foam Over Plywood
- Upholstered Covers: Attached w/ Velcro / Removable For Maintenance
- Exposed Wood Legs: Solid Hardwood / Removable For Maintenance
- Antimicrobial Moisture Barrier Fully Encapsulates All Foam Areas
- Adjustable Height Leveling Glides Standard




T R I N I T Y

FACELIFT³ Evolve

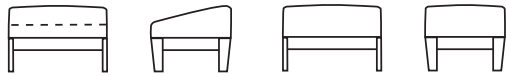
Guest Styles:



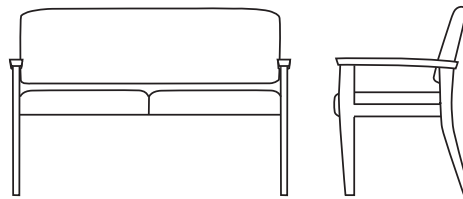
1820: Arm Side Chair / Wood Arms
1822: Arm Side Chair / Urethane Arms



1830: Bariatric Chair / Wood Arms
1832: Bariatric Chair / Urethane Arms



1834: Sloped Ottoman
1835: Flat Ottoman



1848: Two Place Sofa
1850: Two Place Sofa / Urethane Arms

Tandem Configuration Examples:



Configuration #1



Configuration #2



Configuration #3



Configuration #4